

SUZUKI
PARTS CATALOGUE

DT25/30

DT25K

DT30

DT30R



OUTBOARD MOTOR

P40/P36

2014-8

1ST EDITION

PREFACE

When it becomes necessary to replace parts on SUZUKI OUTBOARD MOTORS, always use SUZUKI GENUINE PARTS which have passed a strict inspection which guarantees quality and performance.

This parts catalogue covers the list of all service parts for SUZUKI DT25/30 production start 2014.

INSTRUCTIONS FOR QUOTING THE CATALOGUE

1. DIMENSIONS

Dimensions of the parts in this catalogue are indicated in unit millimeters.

2. ABBREVIATIONS

Abbreviations used in this catalogue are as follows:

AR	: As required	NT	: Number of teeth
ASSY	: Assembly	OPT	: Optional
E. NO.	: Engine number	OS	: Over size
F. NO.	: Frame number	STD	: Standard
D	: Diameter of material	T	: Thickness
ID	: Inside diameter	US	: Under size
OD	: Outside diameter	W	: Width
L	: Length	W/	: With
LH(PORT)	: Left hand side	S, L	: Transom type
RH(STBD)	: Right hand side	SUS	: Stainless steel
~123456	: Up to E. NO. 03005-123456		
123456~	: From E. NO. 03005-123456		
12 x 34 x 5.6.....	Figures in the description column		
	show the dimensions of parts.		
ID OD T(or W, L)			

→12345-56781 (Parts No.) : indicates that the parts number was changed to 12345-56781 and the new parts are interchangeable with the former ones but the former ones are not interchangeable with new ones.

←12345-56781 (Parts No.) : indicates that the former and new parts are interchangeable with each other and both are usable.

3. INNER PARTS OF ASSEMBLY

Part name with a dot (.) in front as shown in the description column indicates the component of the assembly also available individually.

4. MODIFICATION NOTICE

A parts bulletin will be sent to you on all occasions when changes in parts occur, including interchangeable modifications between new parts and old ones.

5. NOTE

5-1. There are some different parts from those of production models among spare parts for the administrative reasons and common use of them with other models.

5-2. In respect of rubber hoses and vinyl tubes, please be sure to use them by cutting off according to the length mentioned on parts catalogue or what is actually required on the vehicle.

5-3. Note that the drawings on the illustration page are for ready reference of spare parts number, not to be used as an assembly manual. When assembling, use "SUZUKI SERVICE MANUAL".

6. SPECIFICATION CODE

This catalogue contains the parts for the model designed for the following spec. :

spec. code : DT25K : P36
DT30 : P40
DT30R : P40

7. MODEL NAME AND ENGINE NUMBER

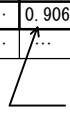
MODEL	DESTINATION	TYPE	TRANSOM	ENGINE No.
DT25K	P36	02503K	L	02503K-510001~
DT30	P40	03005	S, L	03005-510001~
DT30R	P40	03005	S, L	03005-510001~

MILLIMETER → INCH CONVERSION CHART

	0	1	2	3	4	5	6	7	8	9
00	.000	.039	.079	.118	.157	.197	.236	.276	.315	.354
10	.394	.433	.472	.512	.551	.591	.630	.669	.709	.748
20	.787	.827	.866	.906	.945	.984	1.024	1.063	1.102	1.142
30	1.181	1.220	1.260	1.299	1.339	1.378	1.417	1.457	1.496	1.535
40	1.575	1.614	1.654	1.693	1.732	1.772	1.811	1.850	1.890	1.929
50	1.969	2.008	2.047	2.087	2.126	2.165	2.205	2.214	2.283	2.323
60	2.362	2.402	2.441	2.480	2.520	2.559	2.598	2.638	2.677	2.717
70	2.756	2.795	2.835	2.874	2.913	2.953	2.992	3.031	3.071	3.110
80	3.150	3.189	3.228	3.268	3.307	3.346	3.386	3.425	3.465	3.504
90	3.543	3.583	3.622	3.661	3.701	3.740	3.780	3.819	3.858	3.898

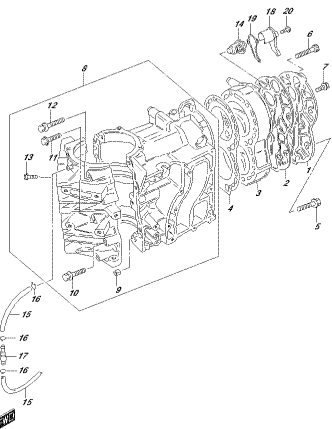
How to read

	0	1	2	3	4
00
10
20	0.906	...
30


 23 millimeters equal 0.906 inch

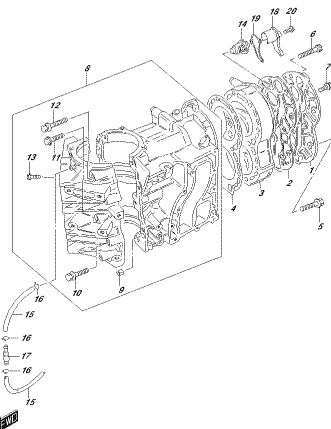
Contents are subject to change without notice or obligation.

FIG. 112A



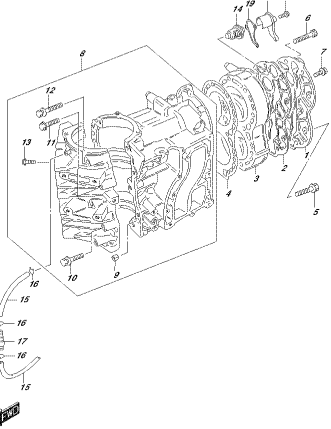
DTXBL_02_P04_016_112A
CROAKSHAW7

FIG. 112B



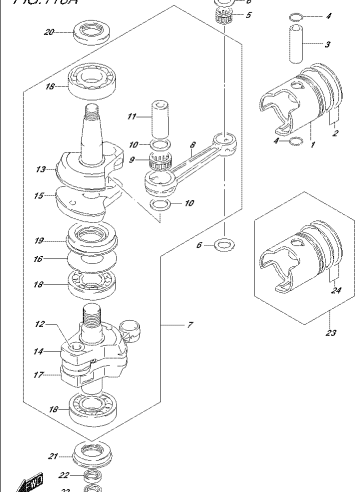
DTXBL_02_P04_016_112B
CROAKSHAW7

FIG. 112C



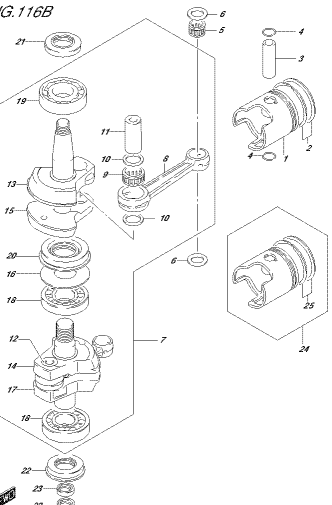
DTXBL_02_P04_016_112C
CROAKSHAW7

FIG. 116A



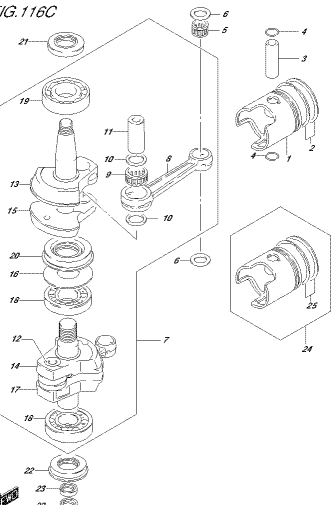
DTXBL_02_P04_016_116A
CROAKSHAW7

FIG. 116B



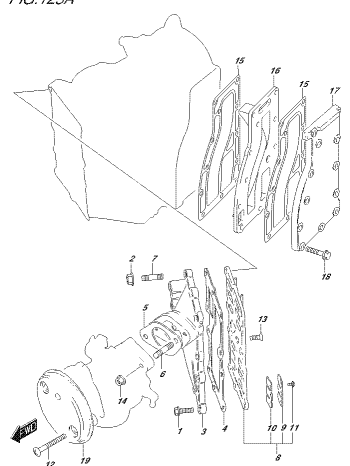
DTXBL_02_P04_016_116B
CROAKSHAW7

FIG. 116C



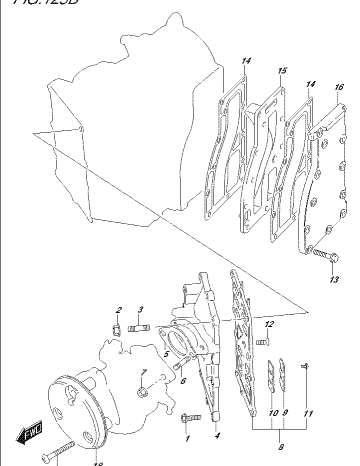
DTXBL_02_P04_016_116C
CROAKSHAW7

FIG. 125A



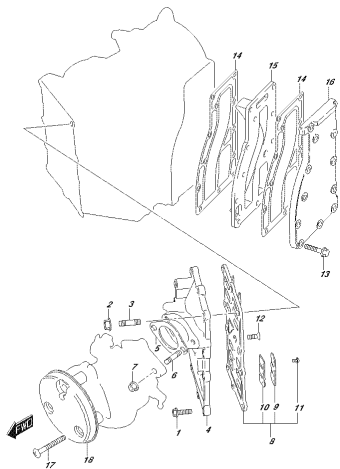
DTXBL_02_P04_016_125A
FILET CASE

FIG. 125B



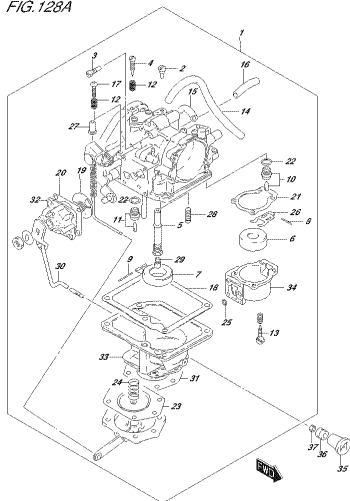
DTXBL_02_P04_016_125B
FILET CASE

FIG. 125C



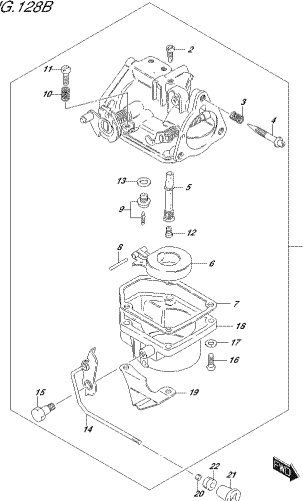
DT28_02_P04_016_125C
INTELECT

FIG. 128A



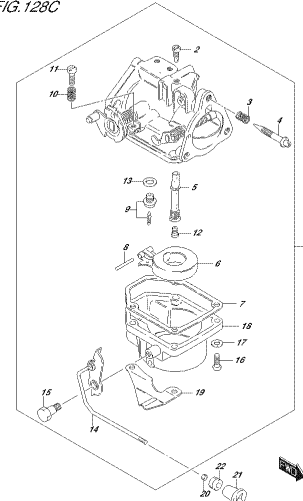
DT28_02_P04_016_128A
INTELECT

FIG. 128B



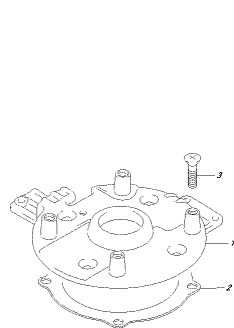
DT28_02_P04_016_128B
INTELECT

FIG. 128C



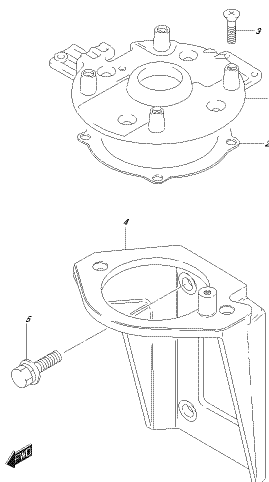
DT28_02_P04_016_128C
INTELECT

FIG. 130A



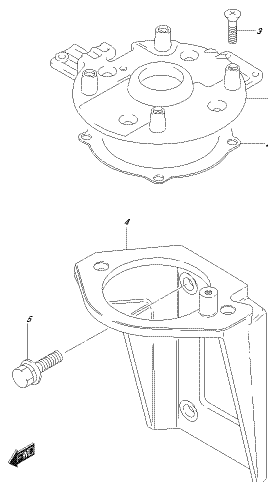
DT28_02_P04_016_130A
DIE-SEE-HELDING

FIG. 130B



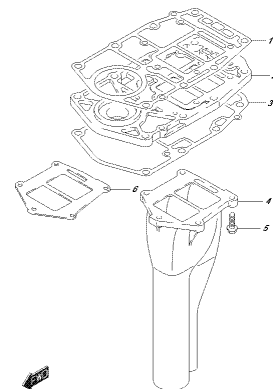
DT28_02_P04_016_130B
DIE-SEE-HELDING

FIG. 130C



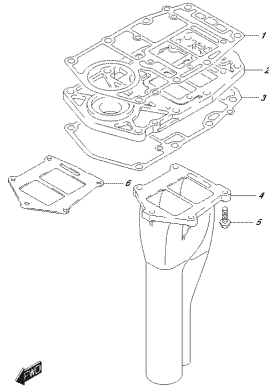
DT28_02_P04_016_130C
DIE-SEE-HELDING

FIG. 141A



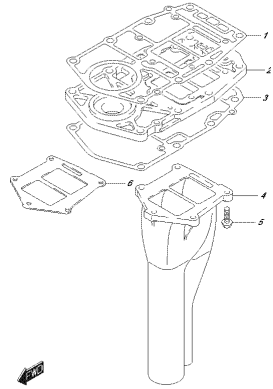
DT28_02_P04_016_141A
DIE-SEE-HELDING

FIG. 141B



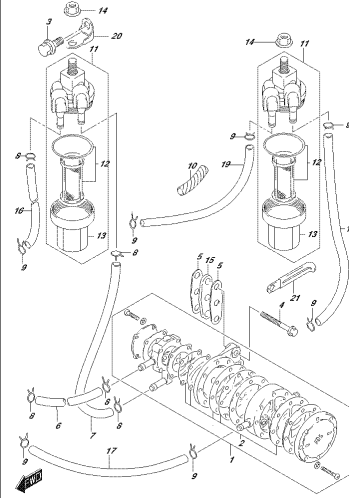
2018_02_Pat_016_141B
FUEL PUMP

FIG. 141C



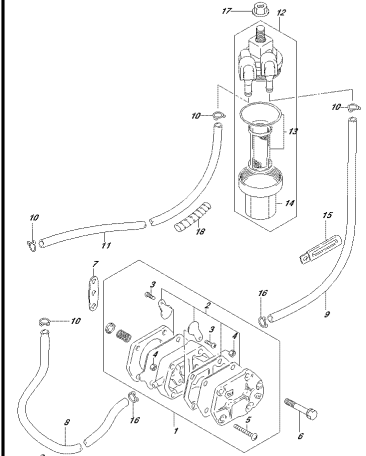
2018_02_Pat_016_141C
FUEL PUMP

FIG. 146A



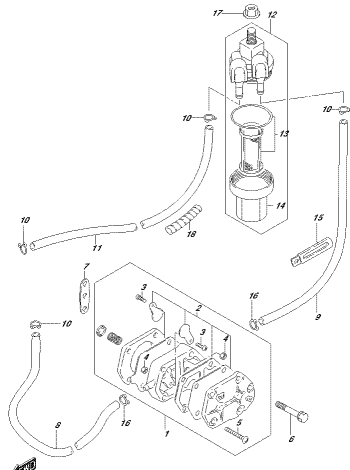
2018_02_Pat_016_146A
FUEL PUMP

FIG. 146B



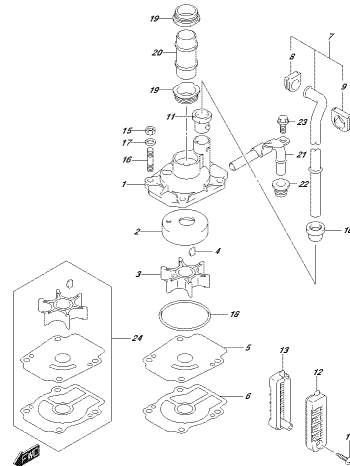
2018_02_Pat_016_146B
FUEL PUMP

FIG. 146C



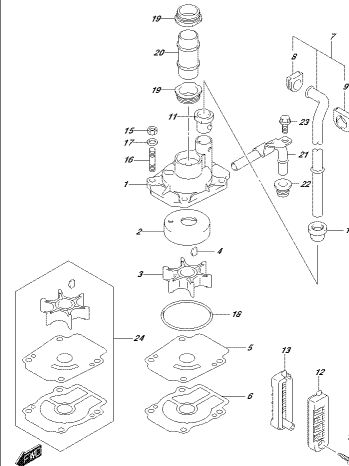
2018_02_Pat_016_146C
FUEL PUMP

FIG. 160A



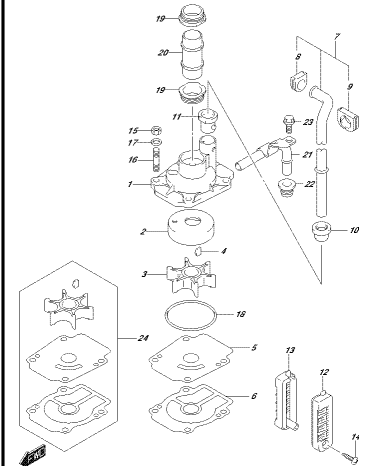
2018_02_Pat_016_160A
WATER PUMP

FIG. 160B



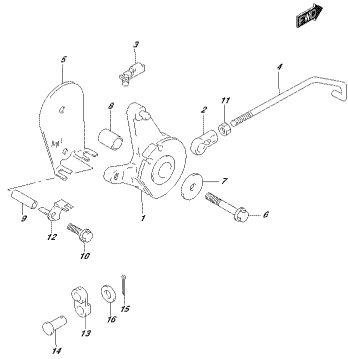
2018_02_Pat_016_160B
WATER PUMP

FIG. 160C



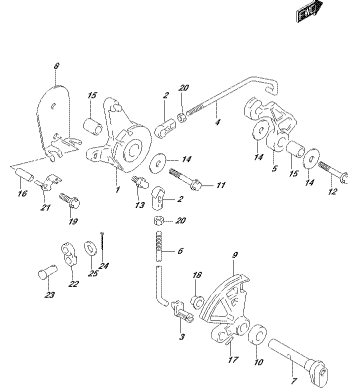
2018_02_Pat_016_160C
WATER PUMP

FIG. 166A



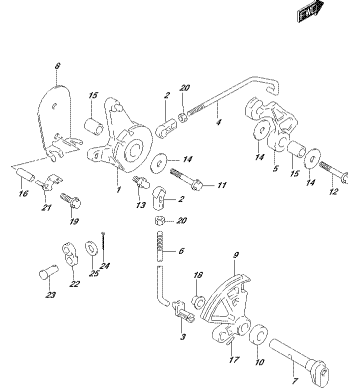
DT28, 32, PA1, 016, 1004
THROTTLE CONTROL

FIG. 166B



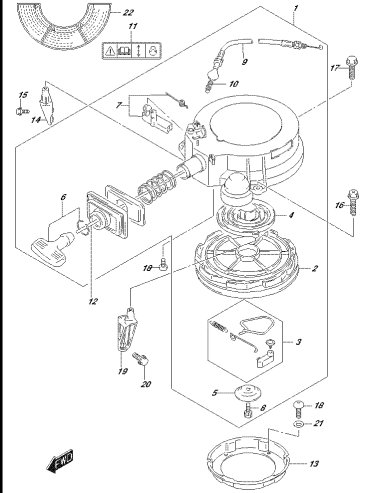
DT28, 32, PA1, 016, 1009
THROTTLE CONTROL

FIG. 166C



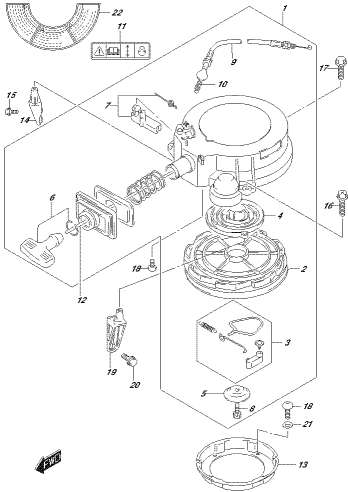
DT28, 32, PA1, 016, 1000
THROTTLE CONTROL

FIG. 167A



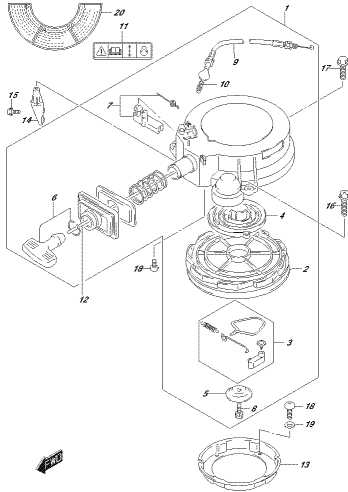
DT28, 32, PA1, 016, 1074
BEECH STARTER

FIG. 167B



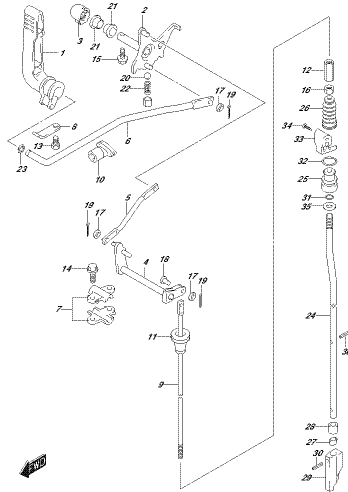
DT28, 32, PA1, 016, 1079
BEECH STARTER

FIG. 167C



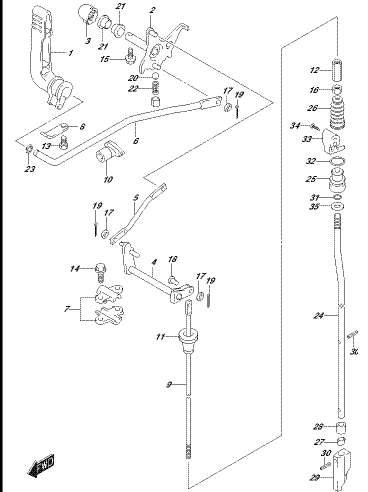
DT28, 32, PA1, 016, 1070
BEECH STARTER

FIG. 201A



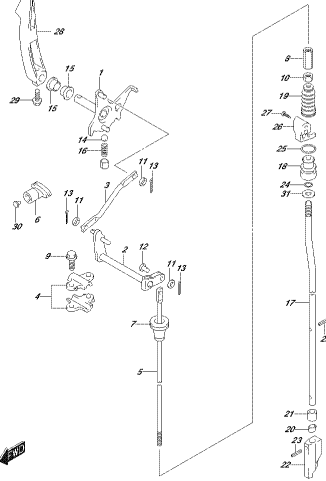
DT28, 32, PA1, 016, 1014
CLUTCH

FIG. 201B



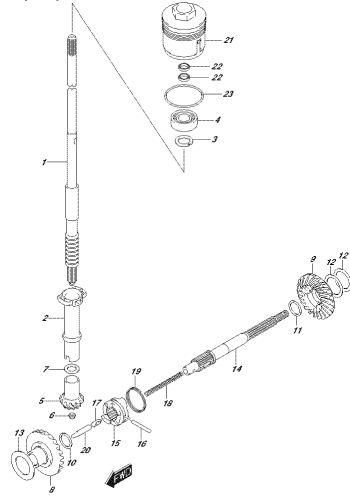
DT28, 32, PA1, 016, 1019
CLUTCH

FIG.201C



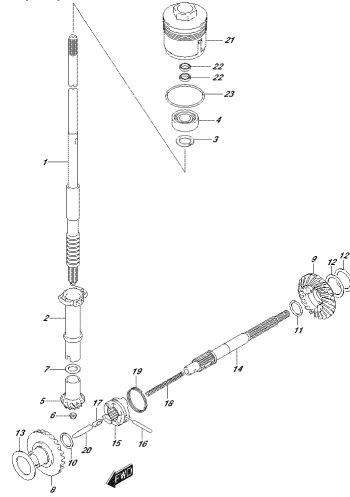
DTZB, AL PAUL, 01E, 201C
02/02/21

FIG.220A



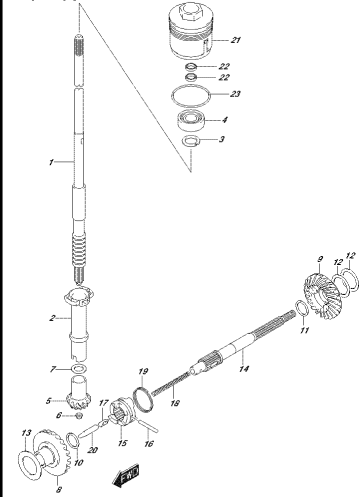
DTZB, AL PAUL, 01E, 220A
FRANZISER2021

FIG.220B



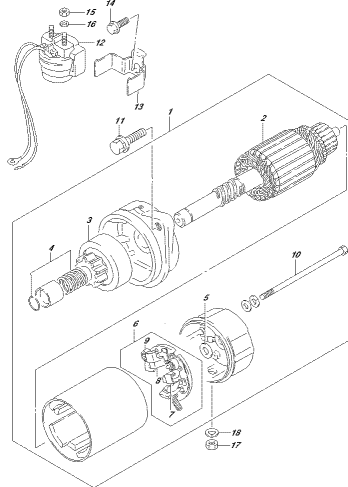
DTZB, AL PAUL, 01E, 220B
FRANZISER2021

FIG.220C



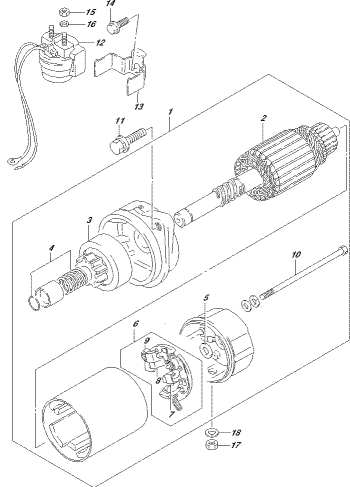
DTZB, AL PAUL, 01E, 220C
FRANZISER2021

FIG.301A



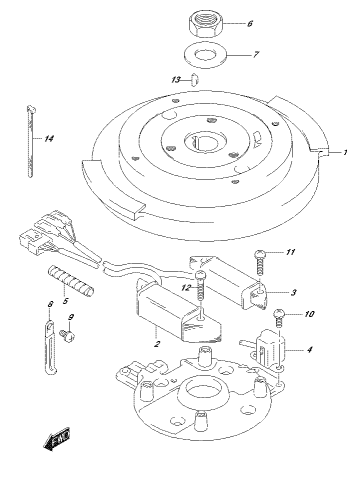
DTZB, AL PAUL, 01E, 301A
STARKINDMOTOR

FIG.301B



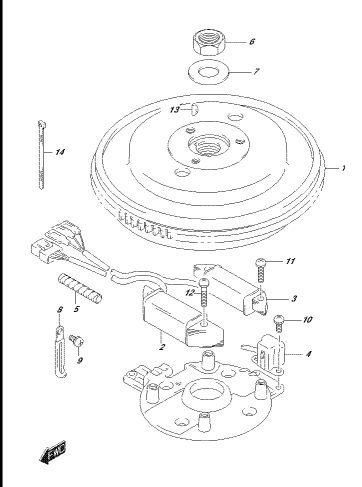
DTZB, AL PAUL, 01E, 301B
STARKINDMOTOR

FIG.303A



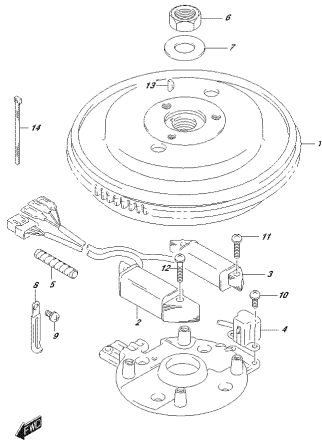
DTZB, AL PAUL, 01E, 303A
MAGNETO

FIG.303B



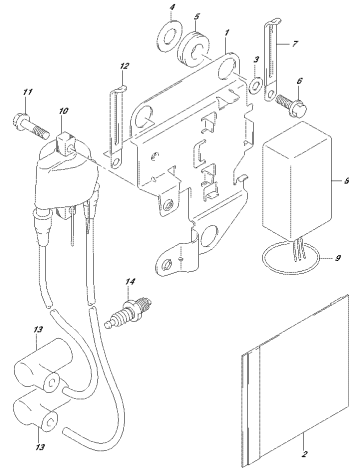
DTZB, AL PAUL, 01E, 303B
MAGNETO

FIG.303C



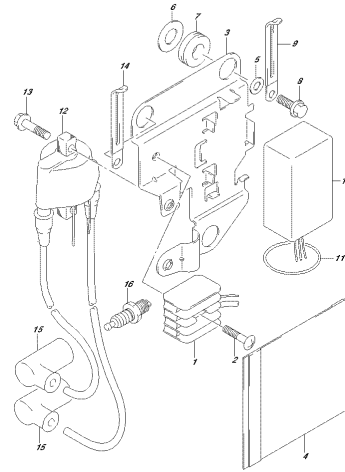
DISE,RE,PAU,OLE,3200
MAGNETO

FIG.308A



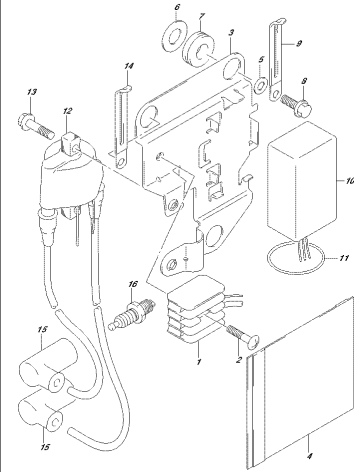
DISE,RE,PAU,OLE,3204
SEMPIONI

FIG.308B



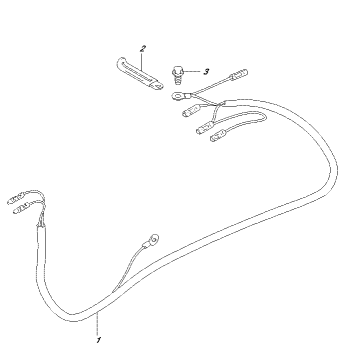
DISE,RE,PAU,OLE,3209
SEMPIONI

FIG.308C



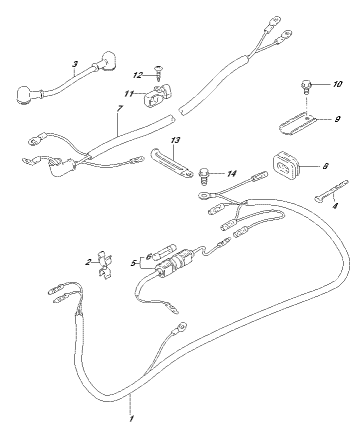
DISE,RE,PAU,OLE,3200
SEMPIONI

FIG.322A



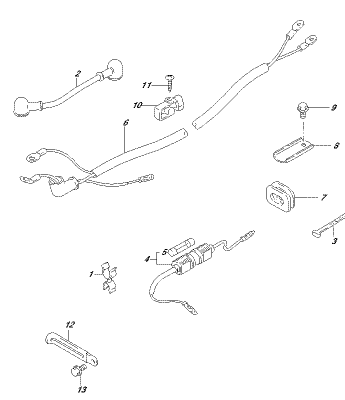
DISE,RE,PAU,OLE,3204
HARNESS

FIG.322B



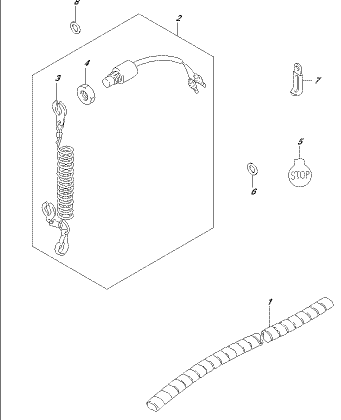
DISE,RE,PAU,OLE,3209
HARNESS

FIG.322C



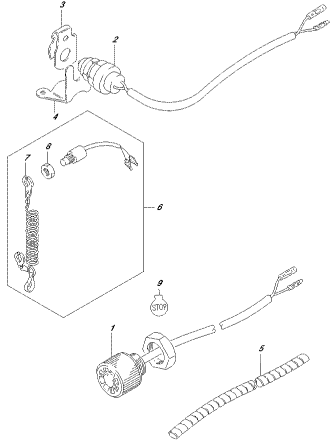
DISE,RE,PAU,OLE,3200
HARNESS

FIG.324A



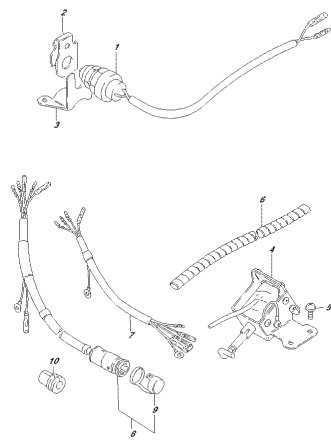
DISE,RE,PAU,OLE,3204
SWITCH

FIG.324B



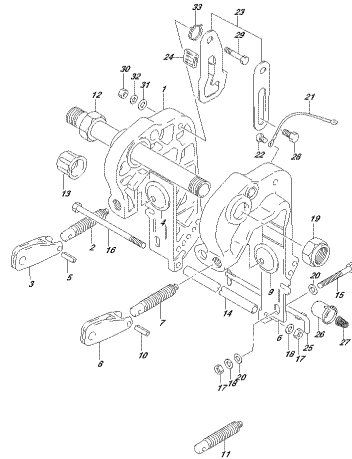
DTIC, RL PAUL, 616, 3349
SHIELD BRACKET

FIG.324C



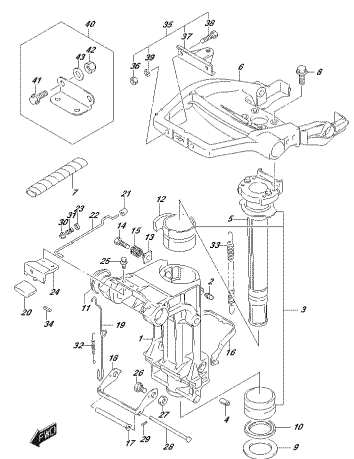
DTIC, RL PAUL, 616, 3349
SHIELD BRACKET

FIG.335A



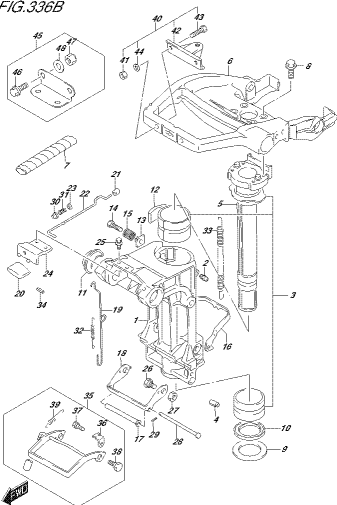
DTIC, RL PAUL, 616, 3354
CLAMP BRACKET

FIG.336A



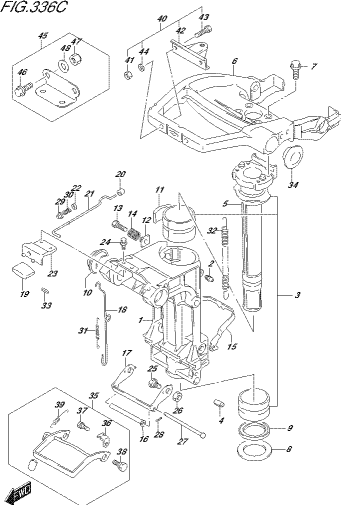
DTIC, RL PAUL, 616, 3364
SHIELD BRACKET

FIG.336B



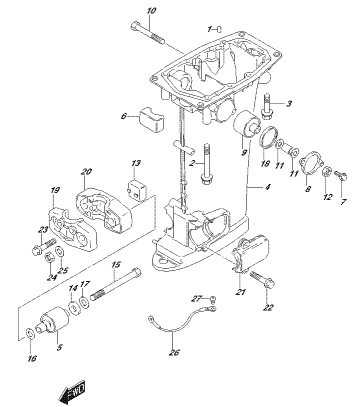
DTIC, RL PAUL, 616, 3369
SHIELD BRACKET

FIG.336C



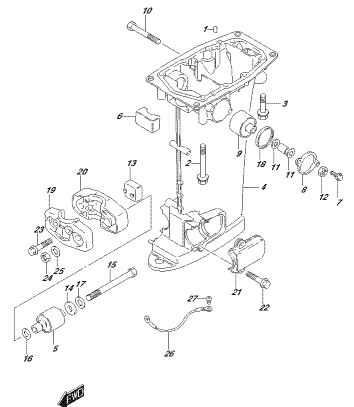
DTIC, RL PAUL, 616, 3369
SHIELD BRACKET

FIG.405A



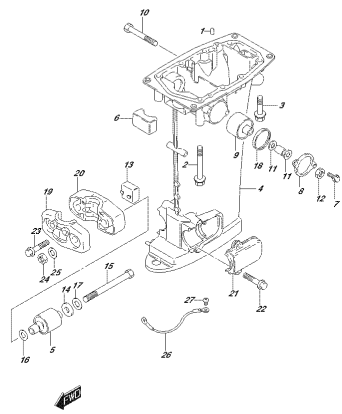
DTIC, RL PAUL, 616, 4054
SHAFT HOLDING

FIG.405B



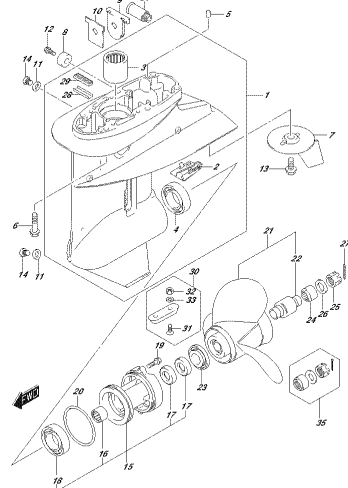
DTIC, RL PAUL, 616, 4059
SHAFT HOLDING

FIG.405C



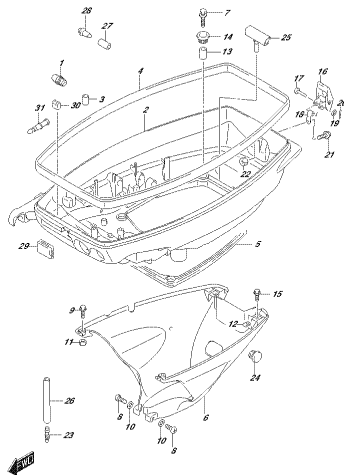
DT18, 20, PAUL, 612, 4282
ORDER: 21467 / 4213042

FIG.407A



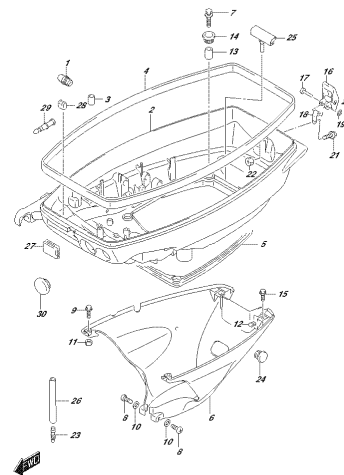
DT18, 20, PAUL, 612, 4274
SUZUKI 4285

FIG.413A



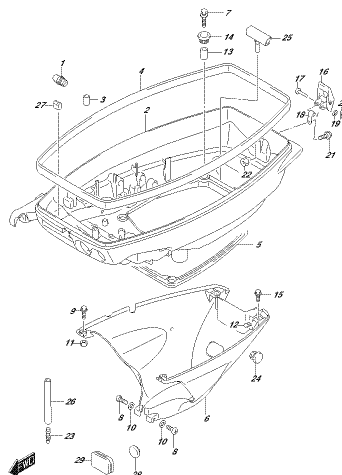
DT18, 20, PAUL, 612, 4124
UNDER COVER

FIG.413B



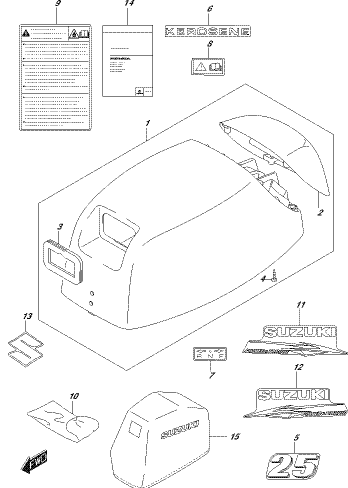
DT18, 20, PAUL, 612, 4129
UNDER COVER

FIG.413C



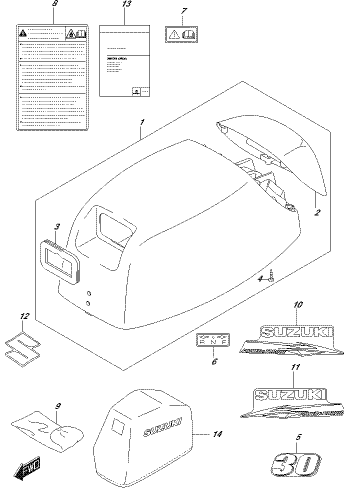
DT18, 20, PAUL, 612, 4130
UNDER COVER

FIG.420A



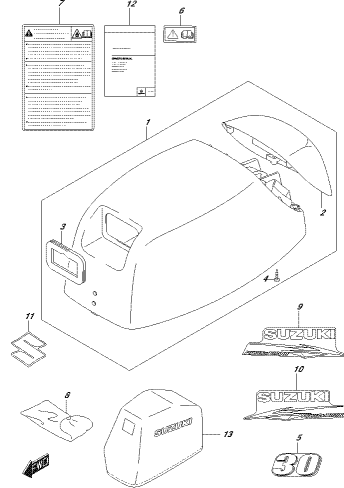
DT18, 20, PAUL, 612, 4204
ENGINE COVER

FIG.420B



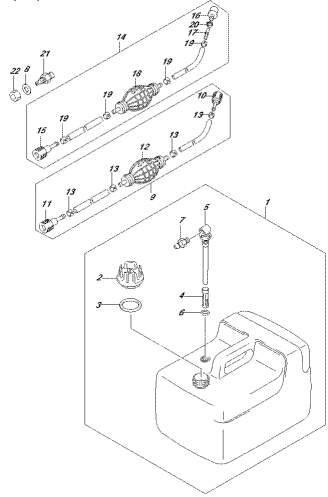
DT18, 20, PAUL, 612, 4209
ENGINE COVER

FIG.420C



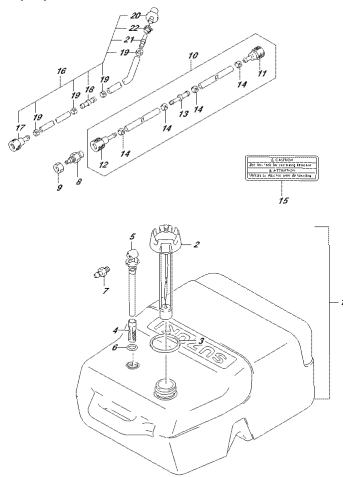
DT18, 20, PAUL, 612, 4202
ENGINE COVER

FIG. 432A



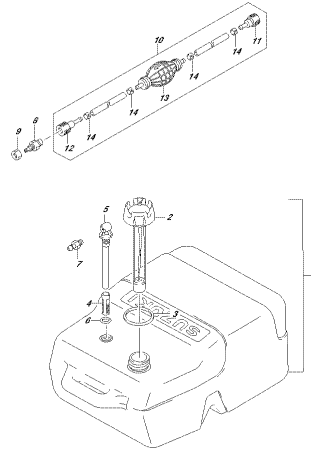
0218_02_Phd_016_432A
EUE: JAWV

FIG. 432B



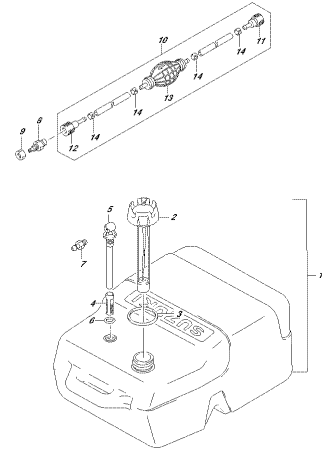
0218_02_Phd_016_432B
EUE: JAWV

FIG. 432C



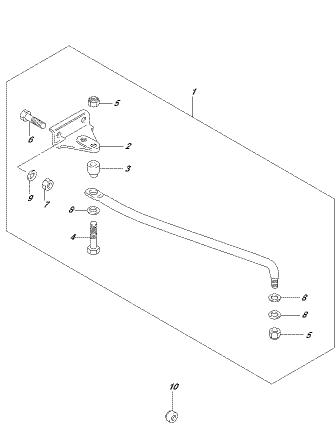
0218_02_Phd_016_432C
EUE: JAWV

FIG. 432D



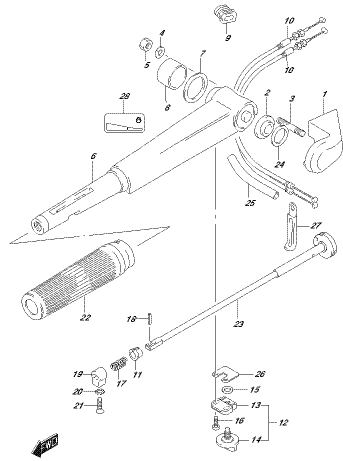
0218_02_Phd_016_432D
EUE: JAWV

FIG. 442A



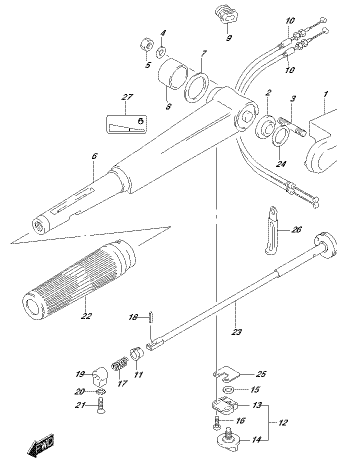
0218_02_Phd_016_442A
ERAGLEW

FIG. 444A



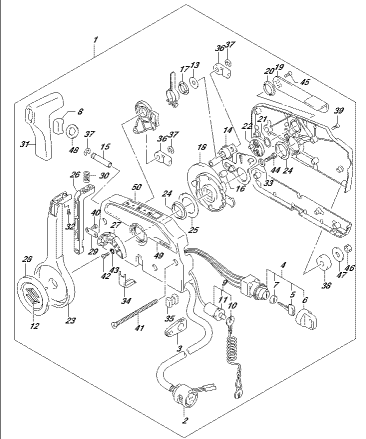
0218_02_Phd_016_444A
TILLER HANDLE

FIG. 444B



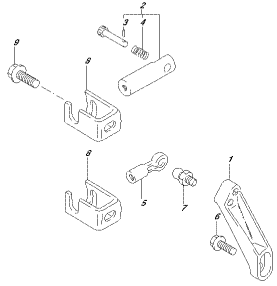
0218_02_Phd_016_444B
TILLER HANDLE

FIG. 450A



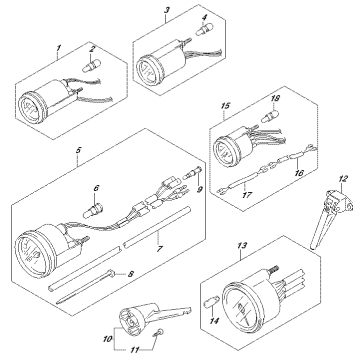
0218_02_Phd_016_450A
REACTOR CENTRAL

FIG.451A



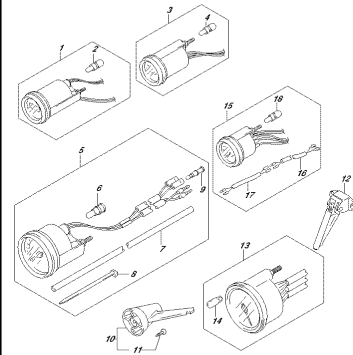
DTX8_02_P01_016_014
OPT. BACKLIT CONTROL

FIG.501A



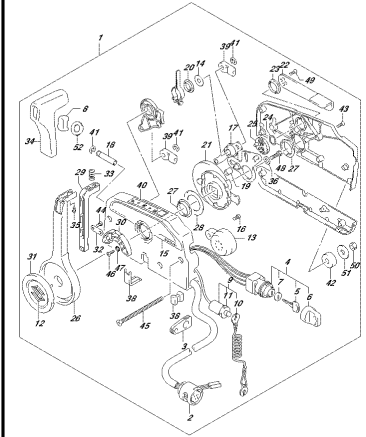
DTX8_02_P01_016_014
OPT. BACKLIT

FIG.501B



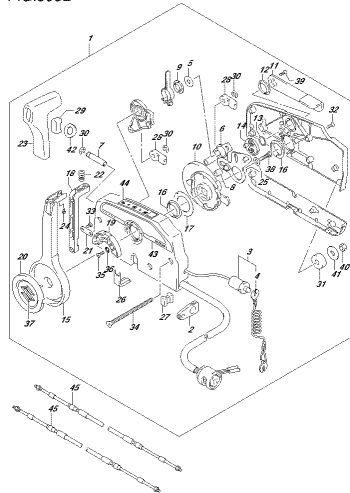
DTX8_02_P01_016_019
OPT. BACKLIT

FIG.508A



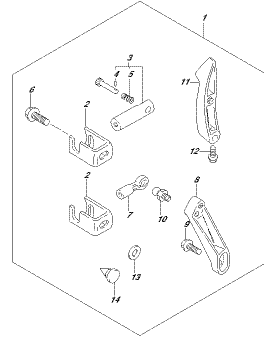
DTX8_02_P01_016_004
OPT. BACKLIT CONTROL

FIG.508B



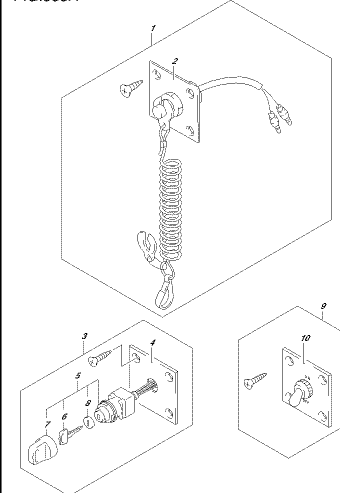
DTX8_02_P01_016_009
OPT. BACKLIT CONTROL

FIG.514A



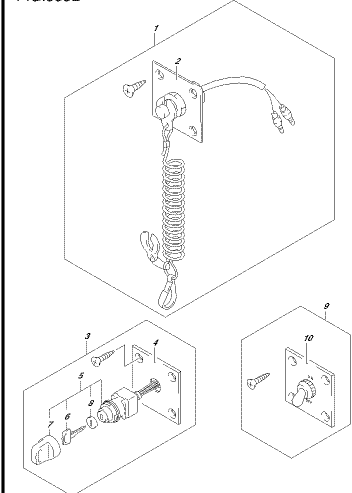
DTX8_02_P01_016_014
OPT. BACKLIT CONTROL PARTS LIST

FIG.533A



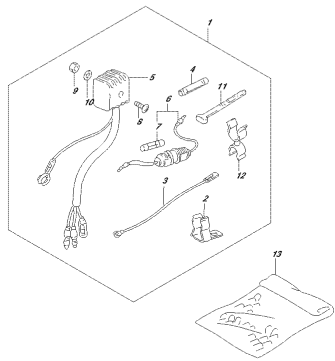
DTX8_02_P01_016_034
OPT. SWITCH PANEL

FIG.533B



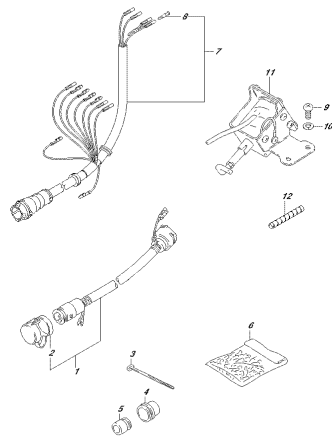
DTX8_02_P01_016_039
OPT. SWITCH PANEL

FIG.550A



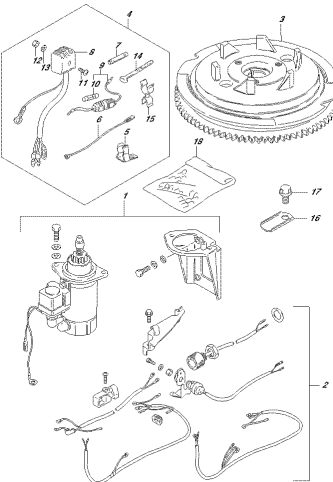
DT28_02_P04_016_0304
OPT.ELECTROLUM

FIG.550B



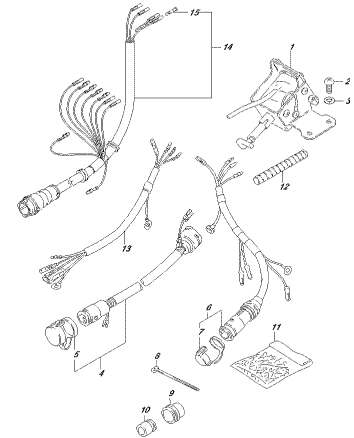
DT28_02_P04_016_0309
OPT.ELECTROLUM

FIG.553A



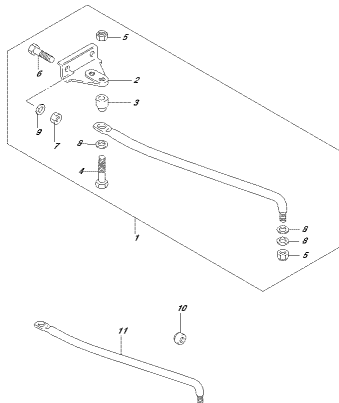
DT28_02_P04_016_0304
OPT.ELECTROLUM

FIG.554A



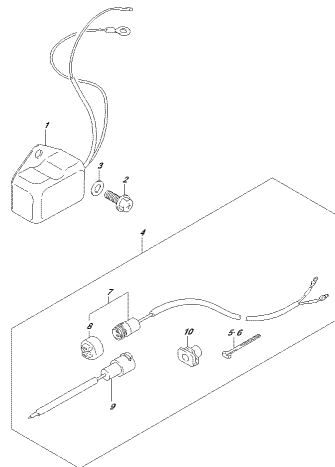
DT28_02_P04_016_0304
OPT.ELECTROLUM

FIG.575A



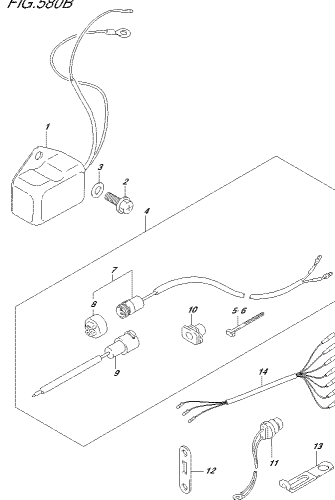
DT28_02_P04_016_0304
OPT.REGULUM

FIG.580A



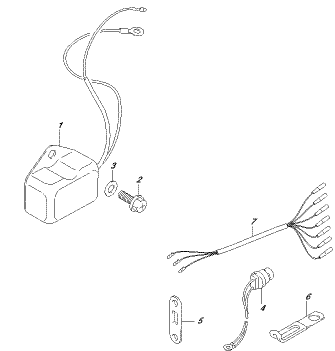
DT28_02_P04_016_0304
OPT.REGULUM

FIG.580B



DT28_02_P04_016_0309
OPT.REGULUM

FIG.580C



DT28_02_P04_016_0309
OPT.REGULUM

FIG.112A

FIG.112A (1-B-2) CYLINDER (DT25K P36)

REF NO.	PART NO.	DESCRIPTION	Q'TY	REMARKS
1	11161-91L10	COVER, CYLINDER HEAD	1	
2	11162-96310	GASKET, CYLINDER HEAD COVER	1	
3	11111-91L30	CYLINDER HEAD	1	
4	11141-96344	GASKET, CYLINDER HEAD	1	
5	01560-08657	BOLT	8	
6	11119-91L00	BOLT, CYLINDER HEAD NO.2	2	
7	01550-06257	BOLT	2	
8	11300-91L40	CYLINDER ASSY	1	
9	04211-09109	.PIN	2	
10	01560-08557	.BOLT	4	
11	01560-08457	.BOLT	2	
12	01560-08607	.BOLT	2	
13	01550-06257	.BOLT	4	
14	17670-93953	THERMOSTAT (60C)	1	
15	09343-03510	HOSE (3.1X6.8X180)	2	
16	09401-06406	CLIP	4	
17	16710-95211	CHECK VALVE	1	
18	17681-91L10	COVER, THERMOSTAT	1	
19	17685-96300	GASKET, THERMOSTAT	1	
20	01550-06207	BOLT	3	

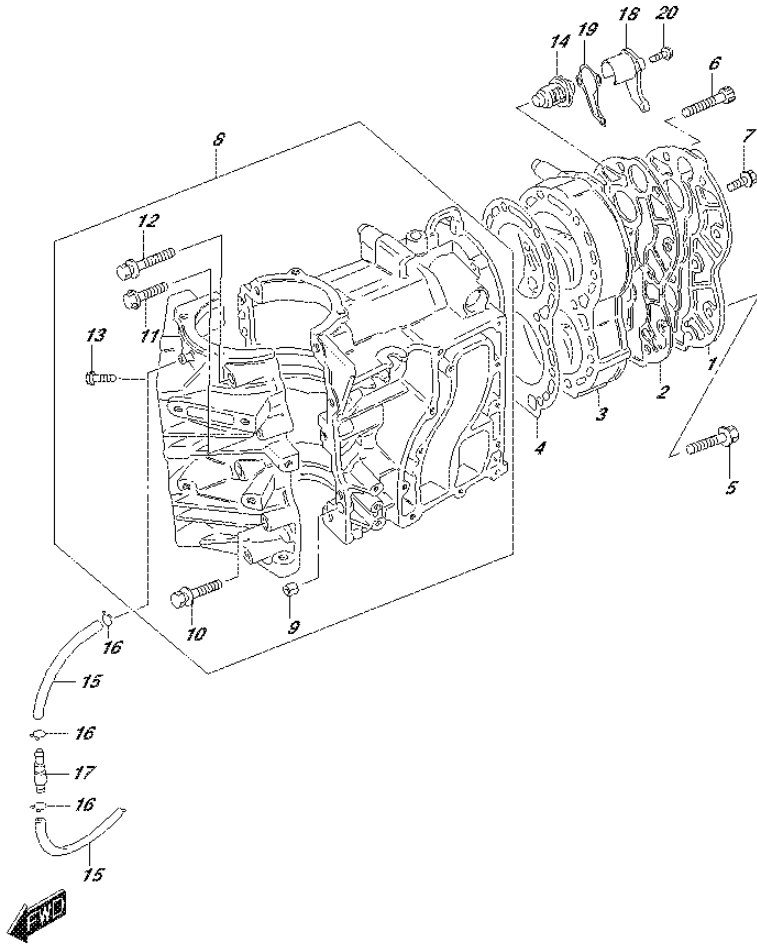


FIG.112B

FIG.112B (1-B-3) CYLINDER (DT30 P40)

REF NO.	PART NO.	DESCRIPTION	Q'TY	REMARKS
1	11161-91L10	COVER, CYLINDER HEAD	1	
2	11162-96310	GASKET, CYLINDER HEAD COVER	1	
3	11111-91L20	CYLINDER HEAD	1	
4	11141-96344	GASKET, CYLINDER HEAD	1	
5	01560-08657	BOLT	8	
6	11119-91L00	BOLT, CYLINDER HEAD NO.2	2	
7	01550-06257	BOLT	2	
8	11300-91L30	CYLINDER ASSY	1	
9	04211-09109	.PIN	2	
10	01560-08557	.BOLT	4	
11	01560-08457	.BOLT	2	
12	01560-08607	.BOLT	2	
13	01550-06257	.BOLT	4	
14	17670-93962	THERMOSTAT (50C)	1	
15	09343-03510	HOSE (3.1X6.8X180)	2	
16	09401-06406	CLIP	4	
17	16710-95211	CHECK VALVE	1	
18	17681-91L10	COVER, THERMOSTAT	1	
19	17685-96300	GASKET, THERMOSTAT	1	
20	01550-06207	BOLT	3	

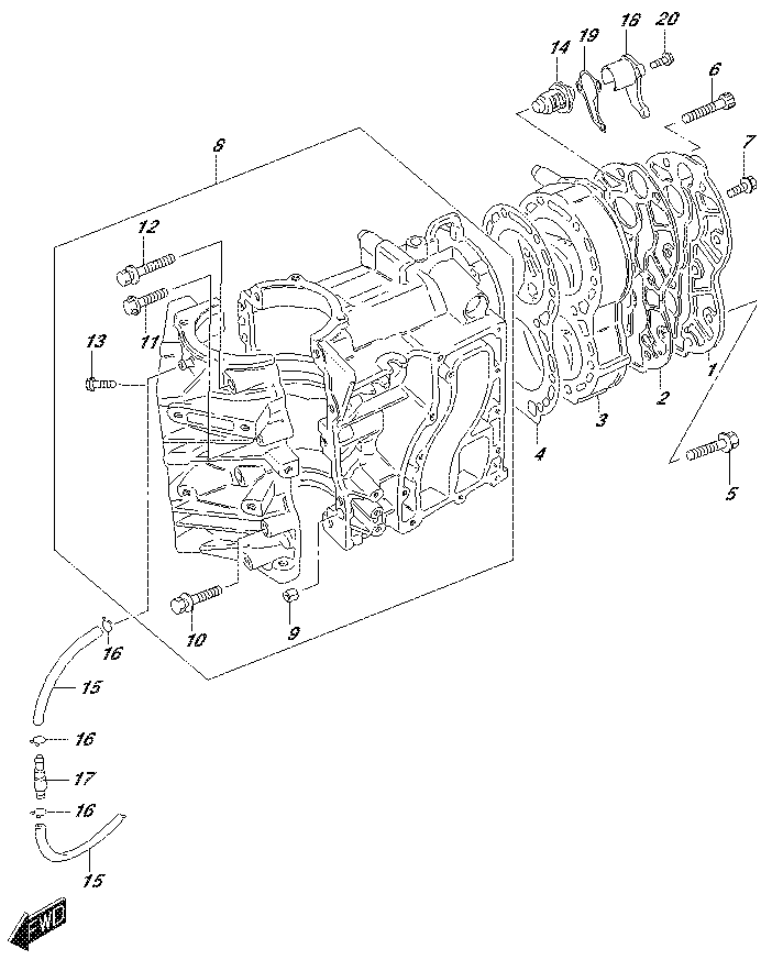


FIG.112C

FIG.112C (1-B-4) CYLINDER (DT30R P40)

REF NO.	PART NO.	DESCRIPTION	Q'TY	REMARKS
1	11161-91L10	COVER, CYLINDER HEAD	1	
2	11162-96310	GASKET, CYLINDER HEAD COVER	1	
3	11111-91L20	CYLINDER HEAD	1	
4	11141-96344	GASKET, CYLINDER HEAD	1	
5	01560-08657	BOLT	8	
6	11119-91L00	BOLT, CYLINDER HEAD NO.2	2	
7	01550-06257	BOLT	2	
8	11300-91L30	CYLINDER ASSY	1	
9	04211-09109	.PIN	2	
10	01560-08557	.BOLT	4	
11	01560-08457	.BOLT	2	
12	01560-08607	.BOLT	2	
13	01550-06257	.BOLT	4	
14	17670-93962	THERMOSTAT (50C)	1	
15	09343-03510	HOSE (3.1X6.8X180)	2	
16	09401-06406	CLIP	4	
17	16710-95211	CHECK VALVE	1	
18	17681-91L10	COVER, THERMOSTAT	1	
19	17685-96300	GASKET, THERMOSTAT	1	
20	01550-06207	BOLT	3	

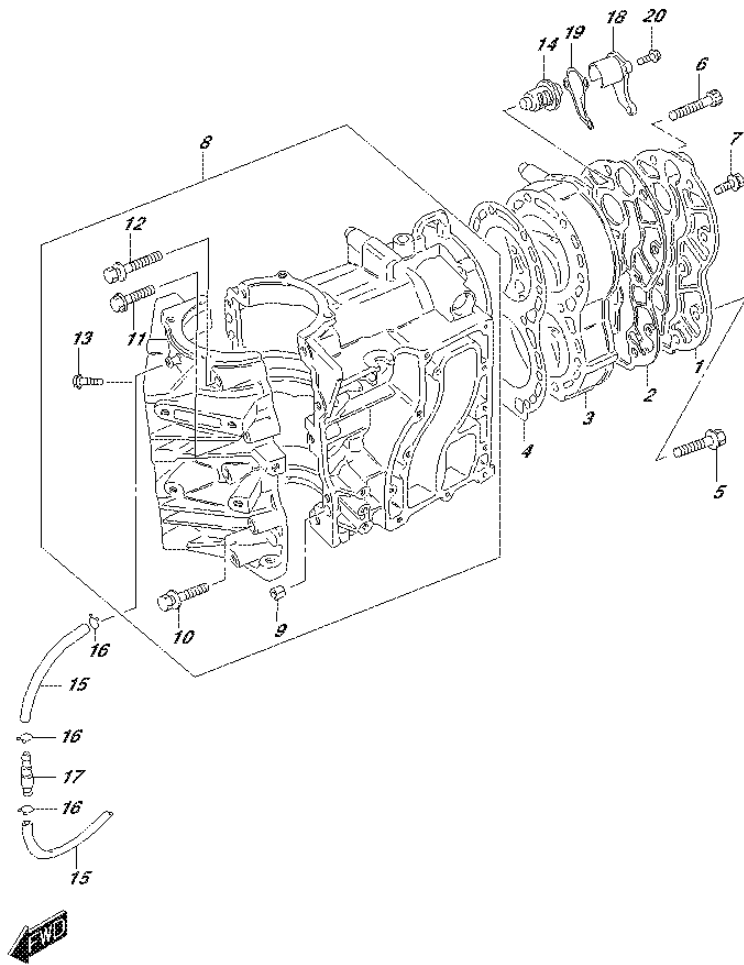


FIG.116A

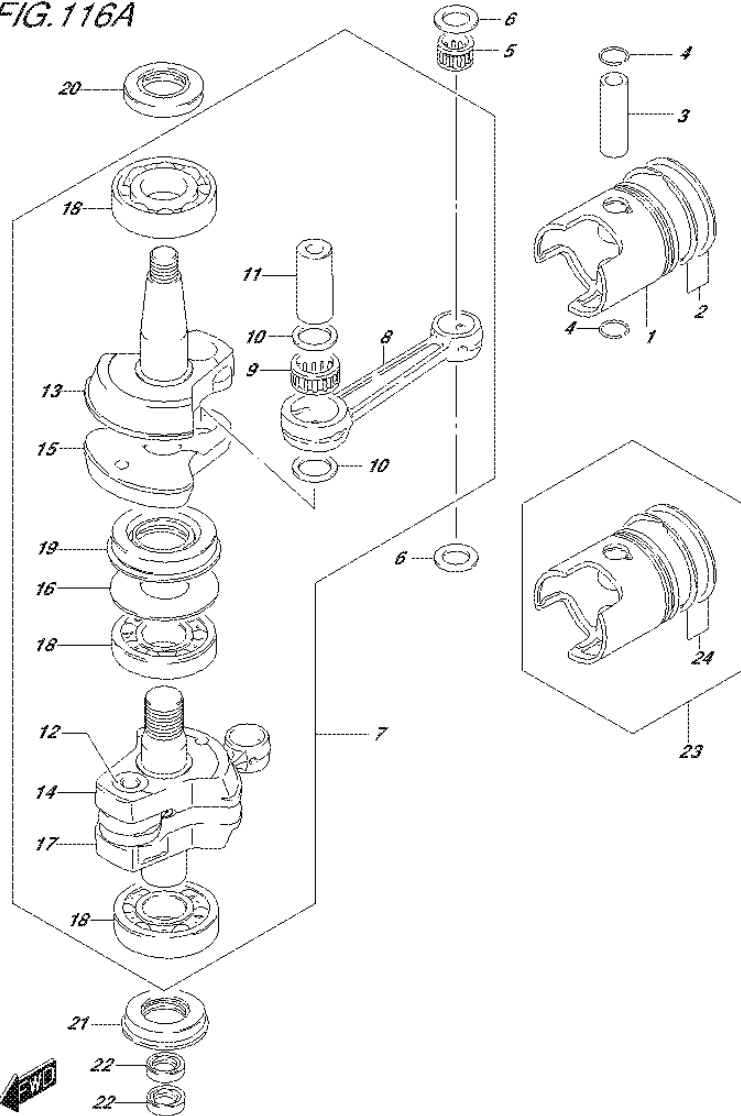


FIG.116A (1-B-5) CRANKSHAFT (DT25K P36)

REF NO.	PART NO.	DESCRIPTION	Q'TY	REMARKS
1	12110-91L00-0B0	PISTON	2	
2	12140-91L10	RING SET, PISTON	2	
3	12151-92502	PIN, PISTON	2	
4	09381-18002	SNAP RING	4	
5	09263-18016	BEARING (18X23X22)	2	
6	09169-18001	WASHER	4	
7	12200-91L41	CRANKSHAFT ASSY (KEROSENE)	1	
8	12161-91L00	.ROD, CONNECTING	2	
9	09263-24018	.BEARING (24X32X20)	2	
10	09181-24001	.WASHER (24X31.5X1)	4	
11	12211-96311	.PIN, CRANK UPPER	1	
12	12211-96311	.PIN, CRANK LOWER	1	
13	12221-91L30	.CRANKSHAFT, UPPER	1	
14	12232-91L31	.WHEEL, MIDDLE UNDER	1	
15	12231-91L30	.WHEEL, MIDDLE UPPER	1	
16	09160-50002	.WASHER (50X77X1)	1	
17	12240-91L30	.CRANKSHAFT, UNDER	1	
18	09262-30L01	.BEARING (30X72X19)	3	
19	09289-39L01	.OIL SEAL (38X72X12)	1	
20	09283-30L03	OIL SEAL (30X55X10)	1	
21	09283-30062	OIL SEAL (30X55X8)	1	
22	09282-15008	OIL SEAL (14.7X25X6.5)	2	
23	12100-91L00-050	PISTON/RING SET (OS:0.50)	2	OPT
24	12140-96351-050	.RING SET, PISTON (OS:0.50)	2	OPT

FIG.116B

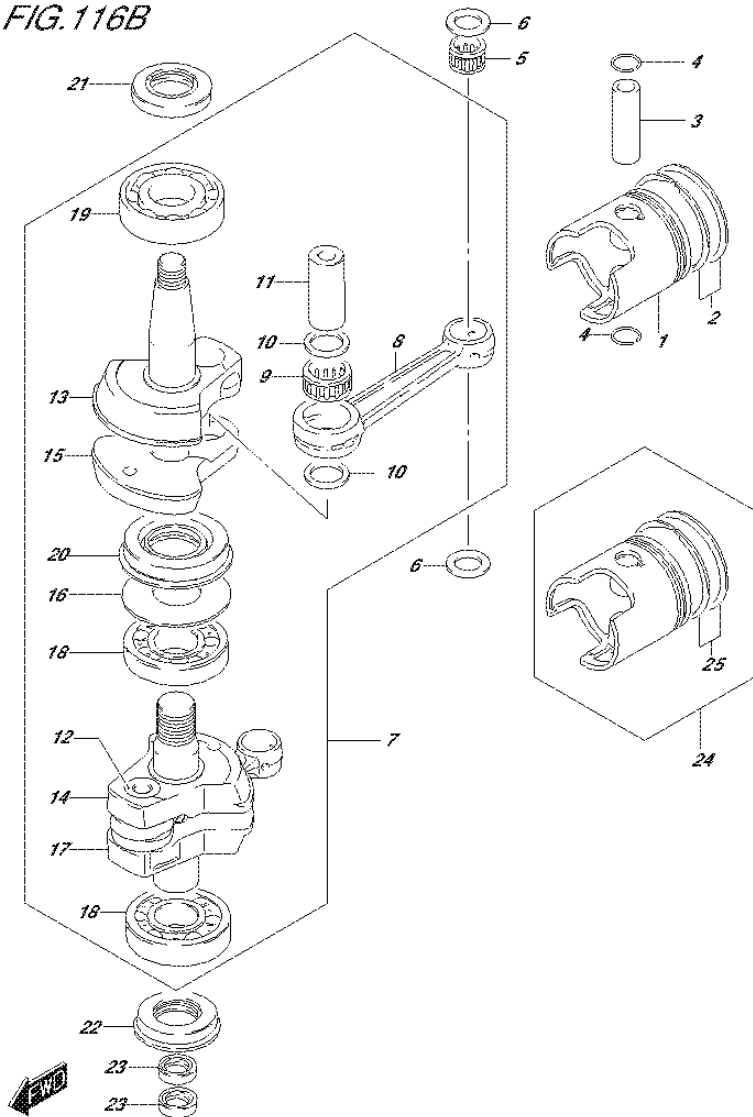
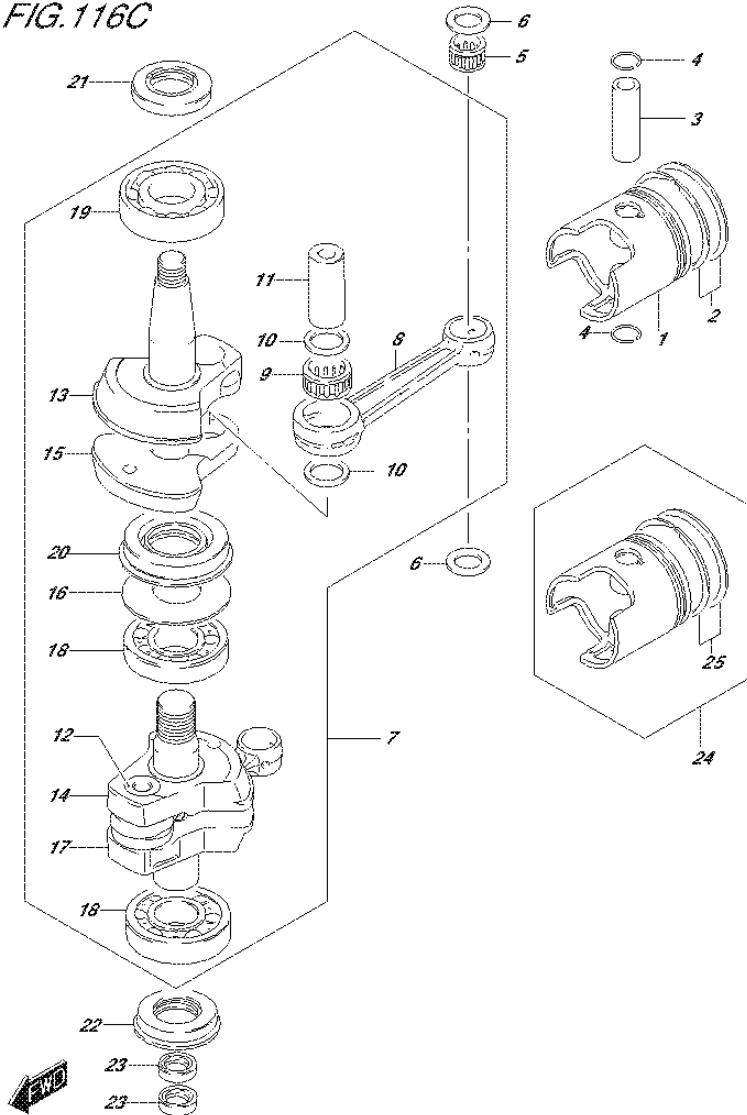


FIG.116B (1-B-6) CRANKSHAFT (DT30 P40)

REF NO.	PART NO.	DESCRIPTION	Q'TY	REMARKS
1	12110-91L00-0B0	PISTON	2	
2	12140-91L00	RING SET, PISTON	2	
3	12151-92502	PIN, PISTON	2	
4	09381-18002	SNAP RING	4	
5	09263-18016	BEARING (18X23X22)	2	
6	09169-18001	WASHER	4	
7	12200-91L31	CRANKSHAFT ASSY	1	
8	12161-91L00	.ROD, CONNECTING	2	
9	09263-24L01	.BEARING (24X32X20)	2	
10	09181-24001	.WASHER (24X31.5X1)	4	
11	12211-96311	.PIN, CRANK UPPER	1	
12	12211-96311	.PIN, CRANK LOWER	1	
13	12221-91L30	.CRANKSHAFT, UPPER	1	
14	12232-91L31	.WHEEL, MIDDLE UNDER	1	
15	12231-91L30	.WHEEL, MIDDLE UPPER	1	
16	09160-50002	.WASHER (50X77X1)	1	
17	12240-91L30	.CRANKSHAFT, UNDER	1	
18	09262-30L02	.BEARING (30X72X19)	2	
19	09262-30L01	.BEARING (30X72X19)	1	
20	09289-39L01	.OIL SEAL (38X72X12)	1	
21	09283-30L03	OIL SEAL (30X55X10)	1	
22	09283-30062	OIL SEAL (30X55X8)	1	
23	09282-15008	OIL SEAL (14.7X25X6.5)	2	
24	12100-91L00-050	PISTON/RING SET (OS:0.50)	2	OPT
25	12140-96351-050	.RING SET, PISTON (OS:0.50)	2	OPT

FIG.116C

FIG.116C (1-B-7) CRANKSHAFT (DT30R P40)



REF NO.	PART NO.	DESCRIPTION	Q'TY	REMARKS
1	12110-91L00-0B0	PISTON	2	
2	12140-91L00	RING SET, PISTON	2	
3	12151-92502	PIN, PISTON	2	
4	09381-18002	SNAP RING	4	
5	09263-18016	BEARING (18X23X22)	2	
6	09169-18001	WASHER	4	
7	12200-91L31	CRANKSHAFT ASSY	1	
8	12161-91L00	.ROD, CONNECTING	2	
9	09263-24L01	.BEARING (24X32X20)	2	
10	09181-24001	.WASHER (24X31.5X1)	4	
11	12211-96311	.PIN, CRANK UPPER	1	
12	12211-96311	.PIN, CRANK LOWER	1	
13	12221-91L30	.CRANKSHAFT, UPPER	1	
14	12232-91L31	.WHEEL, MIDDLE UNDER	1	
15	12231-91L30	.WHEEL, MIDDLE UPPER	1	
16	09160-50002	.WASHER (50X77X1)	1	
17	12240-91L30	.CRANKSHAFT, UNDER	1	
18	09262-30L02	.BEARING (30X72X19)	2	
19	09262-30L01	.BEARING (30X72X19)	1	
20	09289-39L01	.OIL SEAL (38X72X12)	1	
21	09283-30L03	OIL SEAL (30X55X10)	1	
22	09283-30062	OIL SEAL (30X55X8)	1	
23	09282-15008	OIL SEAL (14.7X25X6.5)	2	
24	12100-91L00-050	PISTON/RING SET (OS:0.50)	2	OPT
25	12140-96351-050	.RING SET, PISTON (OS:0.50)	2	OPT

FIG. 125A

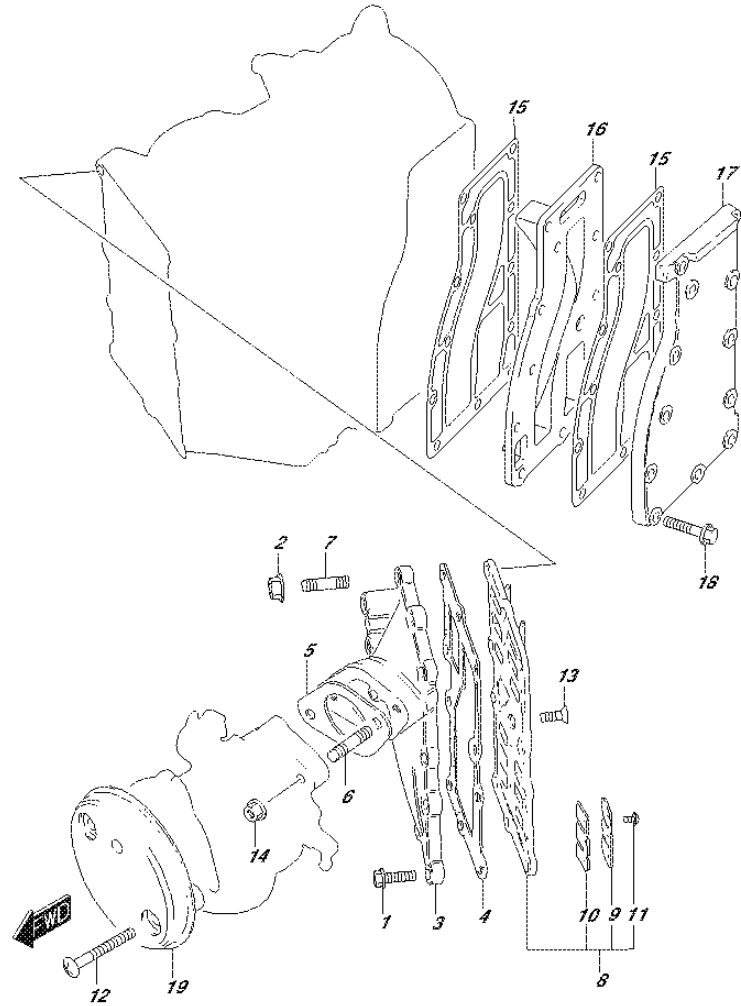


FIG.125A (1-B-8) INLET CASE (DT25K P36)

REF NO.	PART NO.	DESCRIPTION	Q'TY	REMARKS
1	01550-06257	BOLT	8	
2	08316-10067	NUT	2	
3	12481-91L10	CASE, INLET (KEROSENE)	1	
4	13121-96400	GASKET, INLET CASE	1	
5	13125-95210	GASKET, CARBURETOR	1	
6	01411-0820A	STUD BOLT	1	
7	01411-0620A	STUD BOLT	2	
8	13150-91L00	VALVE ASSY, REED	1	
9	13152-91L00	.STOPPER, REED VALVE	4	
10	13153-91L00	.VALVE, REED	4	
11	02112-3306A	.SCREW	12	
12	02142-06357	SCREW	2	
13	02122-0616A	SCREW	1	
14	08316-10087	NUT	2	
15	14151-96311	GASKET, EXHAUST COVER	2	
16	14131-91L10	PLATE, EXHAUST	1	
17	14141-91L10	COVER, EXHAUST	1	
18	01550-06307	BOLT	12	
19	13811-96351	CASE, SILENCER	1	

FIG. 125B

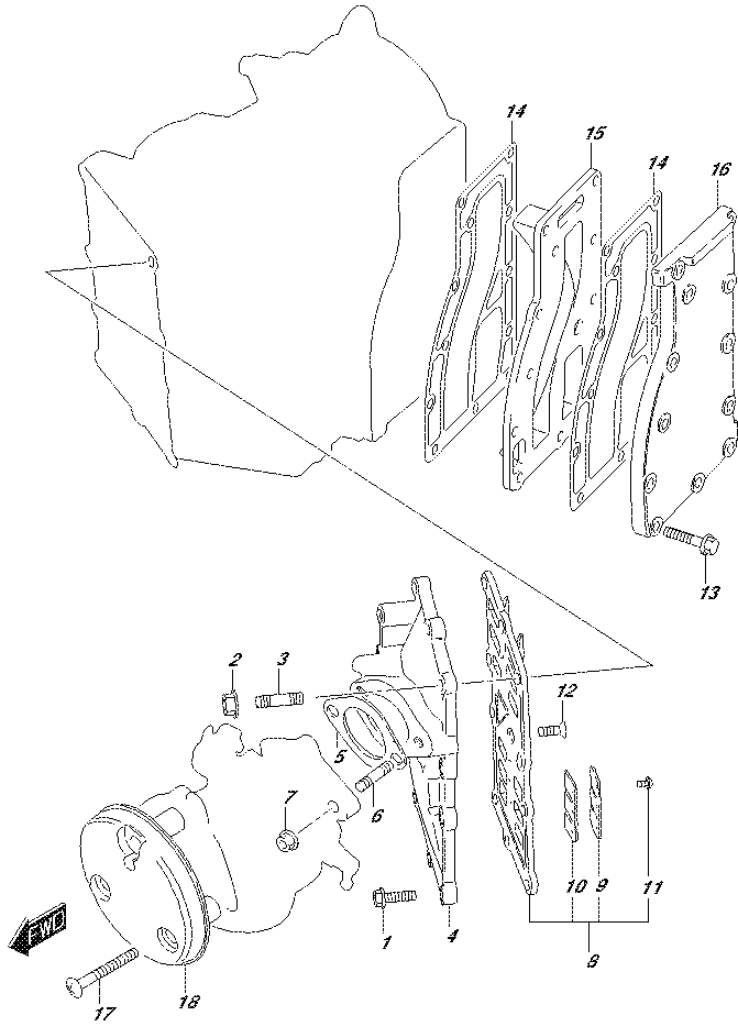


FIG.125B (1-B-9) INLET CASE (DT30 P40)

REF NO.	PART NO.	DESCRIPTION	Q'TY	REMARKS
1	01550-06257	BOLT	8	
2	08316-10067	NUT	2	
3	01411-0620A	STUD BOLT	2	
4	12481-96380-0EP	CASE, INLET (BLACK)	1	
5	13125-93010	GASKET, CARBURETOR	1	
6	01411-0820A	STUD BOLT	2	
7	08316-10087	NUT	2	
8	13150-91L00	VALVE ASSY, REED	1	
9	13152-91L00	.STOPPER, REED VALVE	4	
10	13153-91L00	.VALVE, REED	4	
11	02112-3306A	.SCREW	12	
12	02122-0616A	SCREW	1	
13	01550-06307	BOLT	12	
14	14151-96311	GASKET, EXHAUST COVER	2	
15	14131-91L10	PLATE, EXHAUST	1	
16	14141-91L10	COVER, EXHAUST	1	
17	02142-06407	SCREW	3	
18	13811-96300	CASE, SILENCER	1	

FIG. 125C

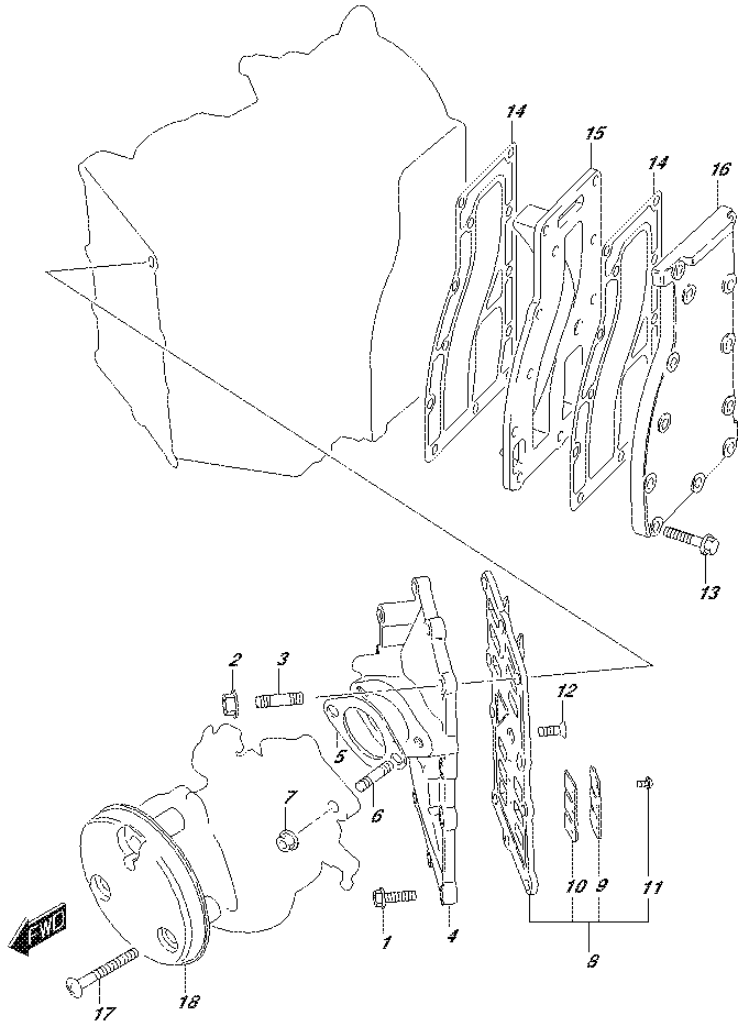


FIG.125C (1-B-10) INLET CASE (DT30R P40)

REF NO.	PART NO.	DESCRIPTION	Q'TY	REMARKS
1	01550-06257	BOLT	8	
2	08316-10067	NUT	2	
3	01411-0620A	STUD BOLT	2	
4	12481-96380-0EP	CASE, INLET (BLACK)	1	
5	13125-93010	GASKET, CARBURETOR	1	
6	01411-0820A	STUD BOLT	2	
7	08316-10087	NUT	2	
8	13150-91L00	VALVE ASSY, REED	1	
9	13152-91L00	.STOPPER, REED VALVE	4	
10	13153-91L00	.VALVE, REED	4	
11	02112-3306A	.SCREW	12	
12	02122-0616A	SCREW	1	
13	01550-06307	BOLT	12	
14	14151-96311	GASKET, EXHAUST COVER	2	
15	14131-91L10	PLATE, EXHAUST	1	
16	14141-91L10	COVER, EXHAUST	1	
17	02142-06407	SCREW	3	
18	13811-96300	CASE, SILENCER	1	

FIG. 128A

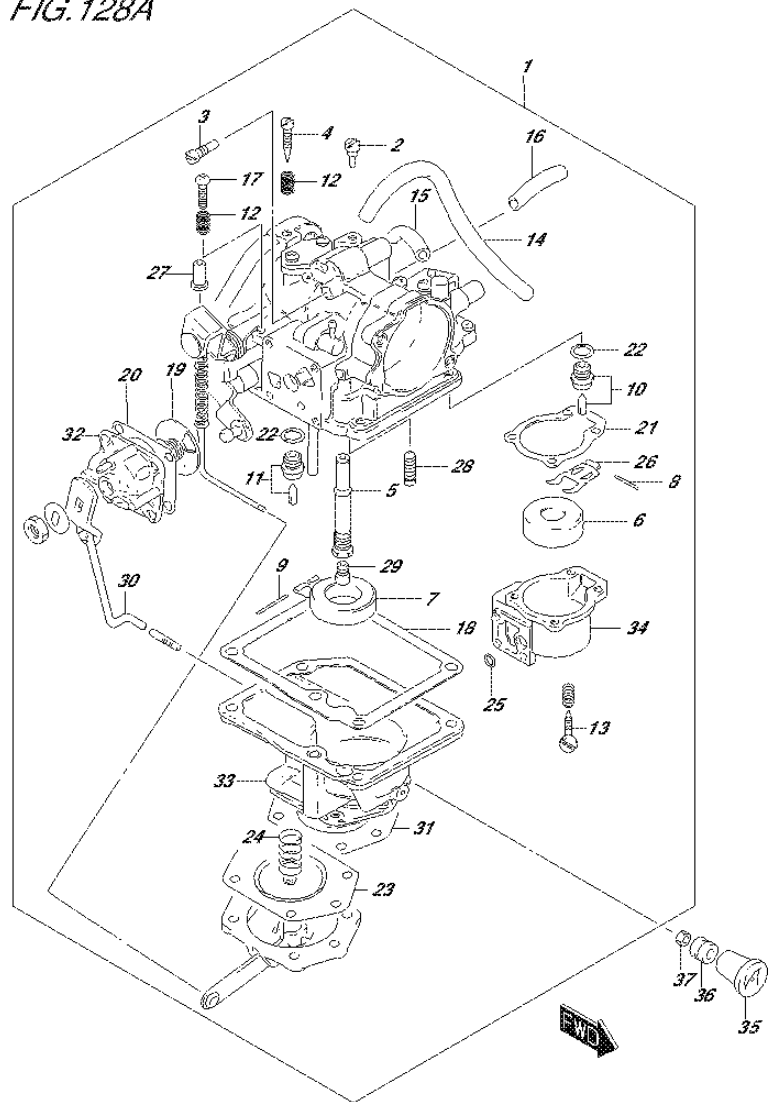


FIG.128A (1-B-11) CARBURETOR (DT25K P36)

REF NO.	PART NO.	DESCRIPTION	Q'TY	REMARKS
1	13200-96461	CARBURETOR ASSY	1	
2	09492-50008	.JET, PILOT (50)	1	FOR GASOLINE
3	09492-30017	.JET, PILOT (150)	1	FOR KEROSENE
4	13269-98100	.SCREW, PILOT	1	
5	13235-94350	.NOZZLE	1	
6	13270-94350	.FLOAT	1	FOR GASOLINE
7	13250-93012	.FLOAT	1	FOR KEROSENE
8	13254-98410	.PIN	1	FOR GASOLINE
9	13254-98300	.PIN	1	FOR KEROSENE
10	13370-94350	.VALVE ASSY, NEEDLE	1	FOR GASOLINE
11	13370-28110	.VALVE ASSY, NEEDLE	1	FOR KEROSENE
12	13268-96111	.SPRING, STOP SCREW	3	
13	13616-93900	ADJUSTER	2	
14	13651-95300	.HOSE	1	L:175->125
15	13651-94350	.HOSE	1	L:175->28,50
16	13651-94350	.HOSE	1	L:175->28
17	13534-96300	.SCREW, THROTTLE STOP	1	
18	13245-94350	.GASKET, FLOAT CHAMBER	1	FOR KEROSENE
19	13415-94350	.DISC ASSY	1	
20	13418-94360	.GASKET	1	
21	13265-94360	.GASKET, FLOAT CHAMBER	1	FOR GASOLINE
22	13392-58600	.PACKING, NEEDLE VALVE SEAT	2	
23	13450-94350	.MEMBRANE ASSY	1	
24	13441-94350	.SPRING	1	
25	13521-78100	.O RING	1	
26	13282-94350	.ARM	1	
27	13461-94350	.NUT	1	
28	13443-94350	.VALVE ASSY	1	
29	09491-29010	.JET, MAIN (147.5)	1	
30	13580-96351	.LEVER ASSY, STARTER	1	
31	13446-94360	.GASKET	1	
32	13419-94400	.COVER, DISK	1	
33	13245-96400	.CHAMBER, FLOAT	1	FOR KEROSENE
34	13261-95200	.CHAMBER ,FLOAT	1	FOR GASOLINE

FIG. 128A

FIG.128A (1-B-12) CARBURETOR (DT25K P36)

REF NO.	PART NO.	DESCRIPTION	Q'TY	REMARKS
35	13631-93501	KNOB, STARTER	1	
36	09320-04009	BUSH	1	
37	09140-04007	NUT	1	

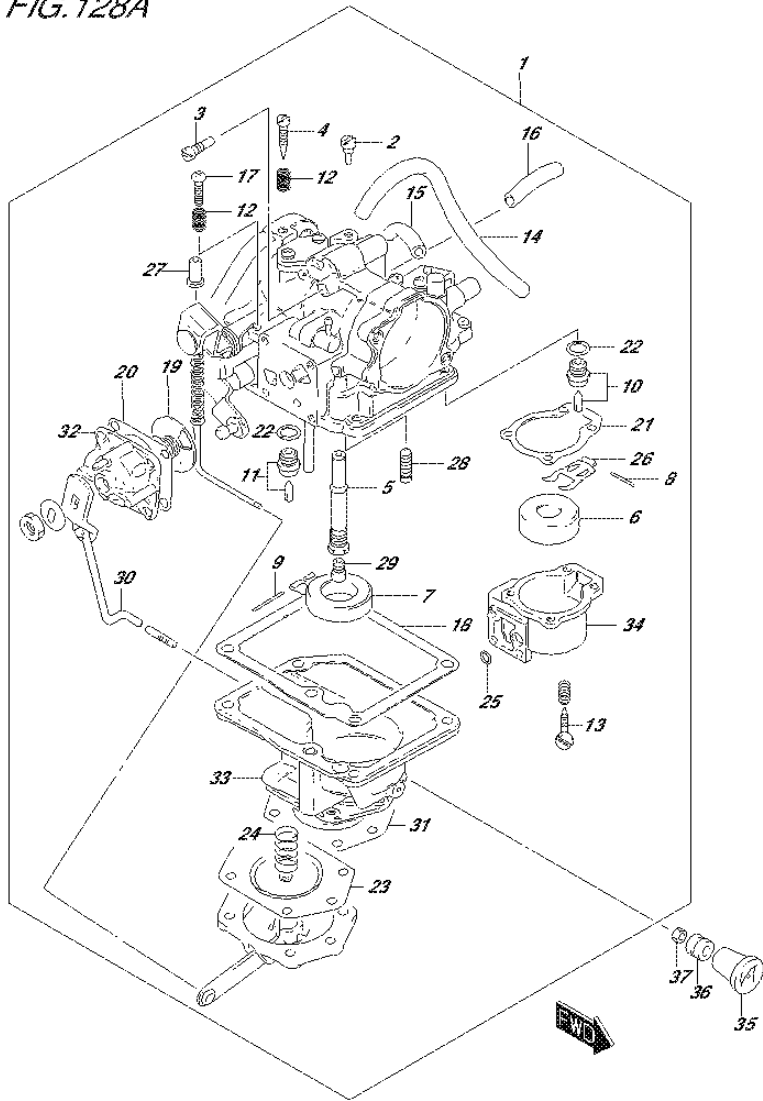


FIG. 128B

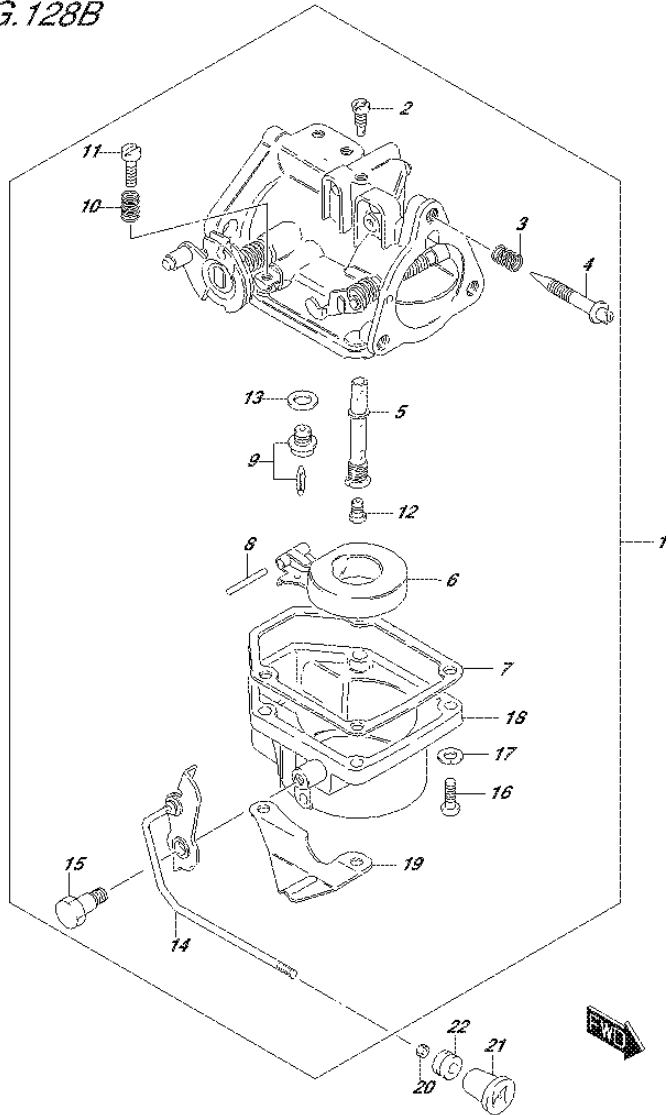


FIG.128B (1-B-13) CARBURETOR (DT30 P40)

REF NO.	PART NO.	DESCRIPTION	Q'TY	REMARKS
1	13200-964J0	CARBURETOR ASSY	1	
2	09492-70001	.JET, PILOT (70)	1	
3	13271-93311	.SPRING, AIR SCREW	1	
4	13269-93311	.SCREW, PILOT AIR	1	
5	13235-94350	.NOZZLE	1	
6	13250-93012	.FLOAT	1	
7	13251-93320	.GASKET, FLOAT CHAMBER	1	
8	13254-98300	.PIN, FLOAT	1	
9	13370-28110	.VALVE ASSY, NEEDLE	1	
10	13268-96111	.SPRING, THROTTLE STOP	1	
11	13534-96300	.SCREW, THROTTLE STOP	1	
12	09491-32012	.JET, MAIN (160)	1	
13	13392-58600	.GASKET, VALVE SEAT	1	
14	13681-96301	.LEVER, CHOKE	1	
15	13682-96300	.BOLT	1	
16	02112-05207	.SCREW	4	
17	08321-0105A	.WASHER	4	
18	13240-94620	.CHAMBER, FLOAT	1	
19	13694-96300	.PLATE, SPRING	1	
20	09140-04007	NUT	1	
21	13631-93501	KNOB, STARTER	1	
22	09320-04009	BUSH	1	

FIG. 128C

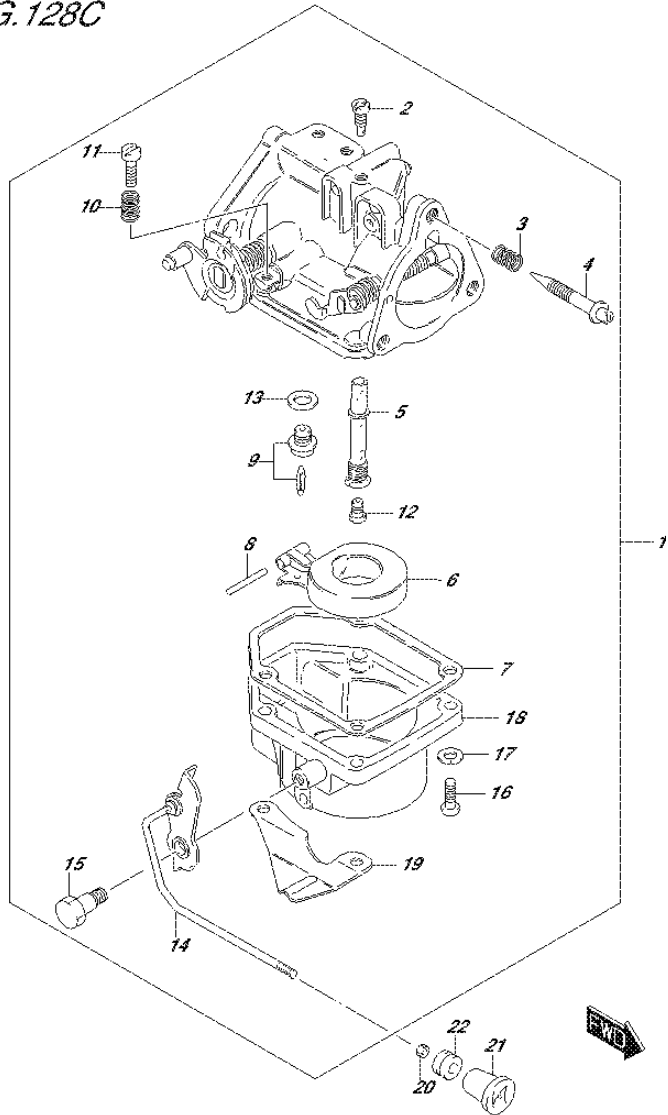


FIG.128C (1-B-14) CARBURETOR (DT30R P40)

REF NO.	PART NO.	DESCRIPTION	Q'TY	REMARKS
1	13200-964J0	CARBURETOR ASSY	1	
2	09492-70001	.JET, PILOT (70)	1	
3	13271-93311	.SPRING, AIR SCREW	1	
4	13269-93311	.SCREW, PILOT AIR	1	
5	13235-94350	.NOZZLE	1	
6	13250-93012	.FLOAT	1	
7	13251-93320	.GASKET, FLOAT CHAMBER	1	
8	13254-98300	.PIN, FLOAT	1	
9	13370-28110	.VALVE ASSY, NEEDLE	1	
10	13268-96111	.SPRING, THROTTLE STOP	1	
11	13534-96300	.SCREW, THROTTLE STOP	1	
12	09491-32012	.JET, MAIN (160)	1	
13	13392-58600	.GASKET, VALVE SEAT	1	
14	13681-96301	.LEVER, CHOKE	1	
15	13682-96300	.BOLT	1	
16	02112-05207	.SCREW	4	
17	08321-0105A	.WASHER	4	
18	13240-94620	.CHAMBER, FLOAT	1	
19	13694-96300	.PLATE, SPRING	1	
20	09140-04007	NUT	1	
21	13631-93501	KNOB, STARTER	1	
22	09320-04009	BUSH	1	

FIG. 130A

FIG.130A (1-B-15) OIL SEAL HOUSING (DT25K P36)

REF NO.	PART NO.	DESCRIPTION	Q'TY	REMARKS
1	11411-91L00	HOUSING, UPPER OIL SEAL	1	
2	11413-96310	GASKET, UPPER OIL SEAL HOUSING	1	
3	02122-06167	SCREW	4	

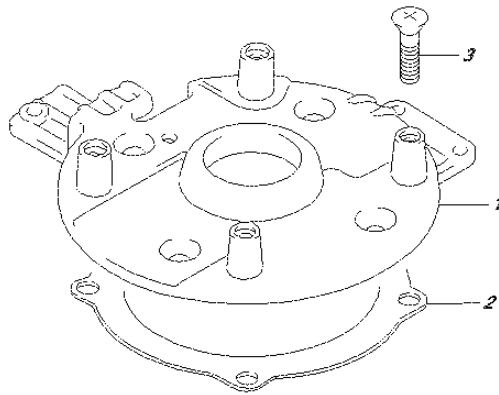


FIG.130B

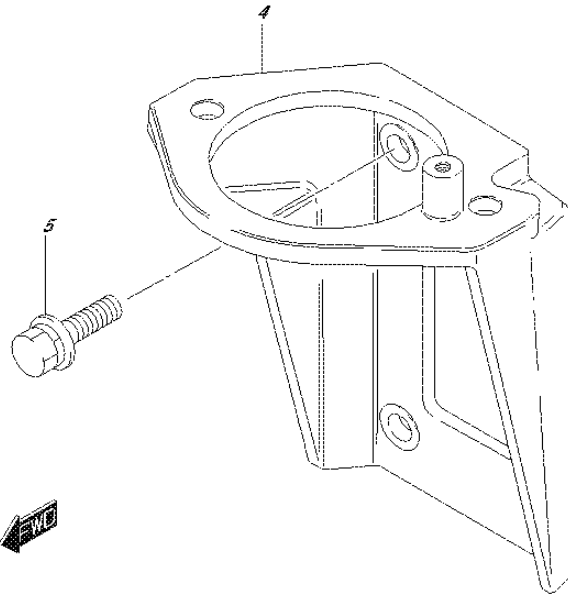
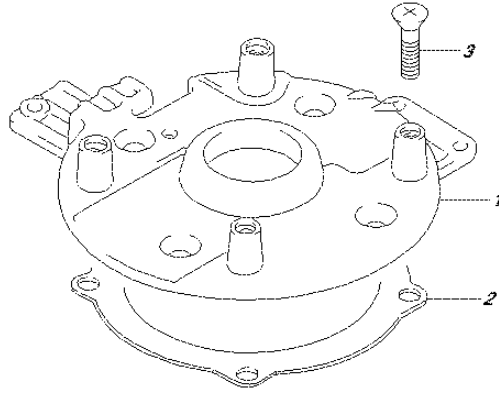


FIG.130B (1-C-2) OIL SEAL HOUSING (DT30 P40)

REF NO.	PART NO.	DESCRIPTION	Q'TY	REMARKS
1	11411-91L00	HOUSING, UPPER OIL SEAL	1	
2	11413-96310	GASKET, UPPER OIL SEAL HOUSING	1	
3	02122-06167	SCREW	4	
4	31911-91L00	BRACKET, STARTER	1	W/ELECTRIC STARTER
5	01580-08257	BOLT	4	W/ELECTRIC STARTER

FIG.130C

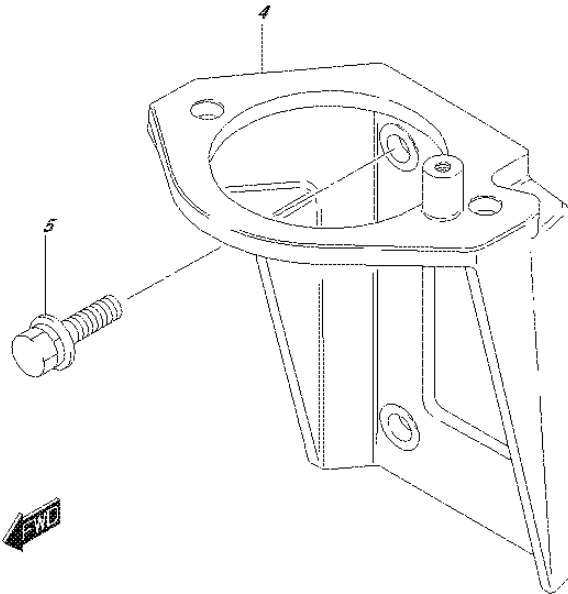
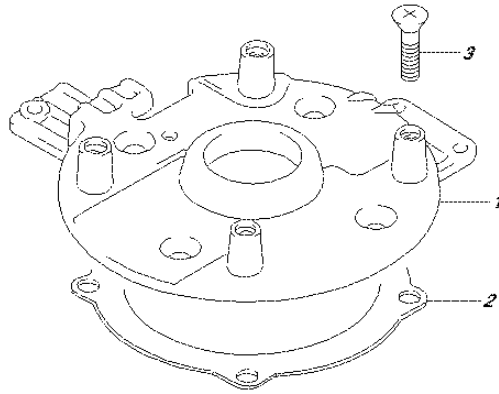


FIG.130C (1-C-3) OIL SEAL HOUSING (DT30R P40)

REF NO.	PART NO.	DESCRIPTION	Q'TY	REMARKS
1	11411-91L00	HOUSING, UPPER OIL SEAL	1	
2	11413-96310	GASKET, UPPER OIL SEAL HOUSING	1	
3	02122-06167	SCREW	4	
4	31911-91L00	BRACKET, STARTER	1	
5	01580-08257	BOLT	4	

FIG.141A

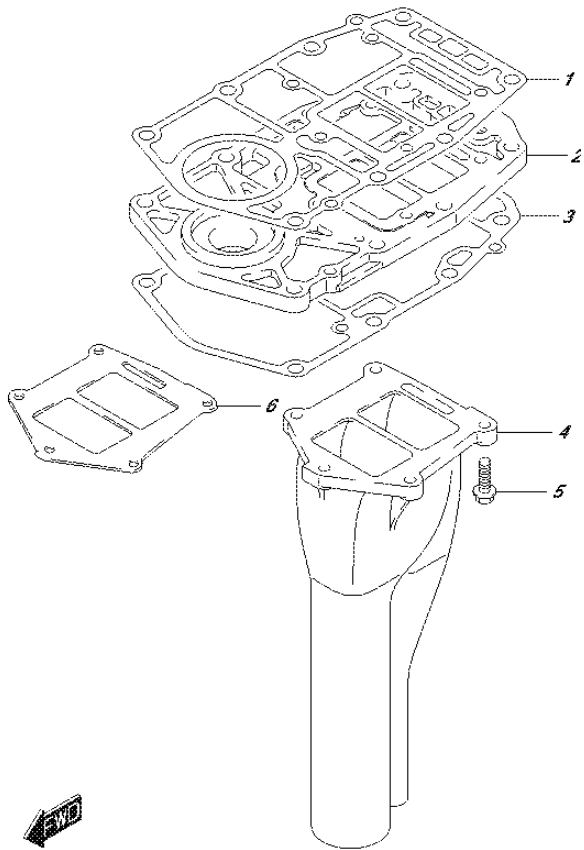


FIG.141A (1-C-4) EXHAUST TUBE (DT25K P36)

REF NO.	PART NO.	DESCRIPTION	Q'TY	REMARKS
1	11433-91L00	GASKET, LOWER OIL SEAL HOUSING	1	
2	11431-91L00	HOUSING, UNDER OIL SEAL	1	
3	52113-96330	GASKET, DRIVE SHAFT HOUSING	1	
4	14211-91L00	TUBE, EXHAUST	1	
5	09116-06234	BOLT (6X35)	5	
6	14212-91L00	GASKET, EXHAUST TUBE	1	

FIG.141B

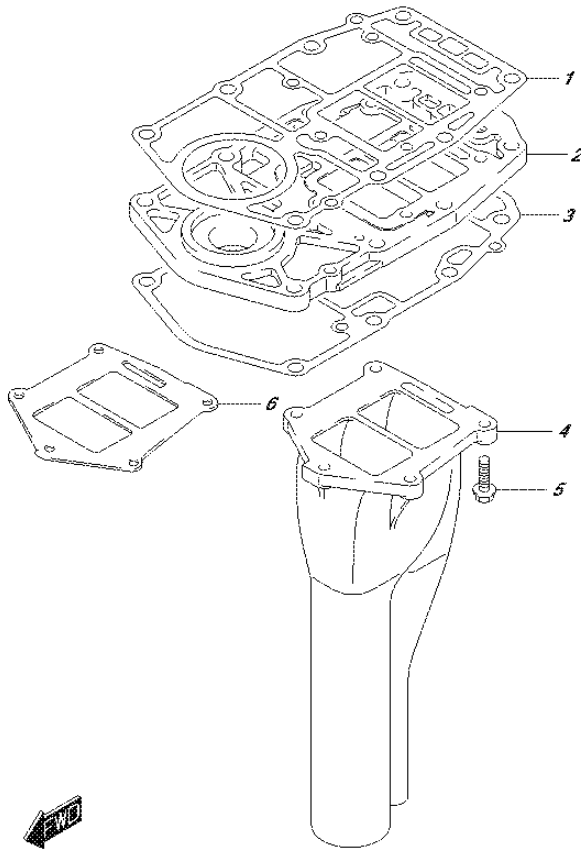


FIG.141B (1-C-5) EXHAUST TUBE (DT30 P40)

REF NO.	PART NO.	DESCRIPTION	Q'TY	REMARKS
1	11433-91L00	GASKET, LOWER OIL SEAL HOUSING	1	
2	11431-91L00	HOUSING, UNDER OIL SEAL	1	
3	52113-96330	GASKET, DRIVE SHAFT HOUSING	1	
4-1	14211-91L10	TUBE, EXHAUST	1	W/TRANSOM(S)
4-2	14211-91L00	TUBE, EXHAUST	1	W/TRANSOM(L)
5	09116-06234	BOLT (6X35)	5	
6	14212-91L00	GASKET, EXHAUST TUBE	1	

FIG.141C

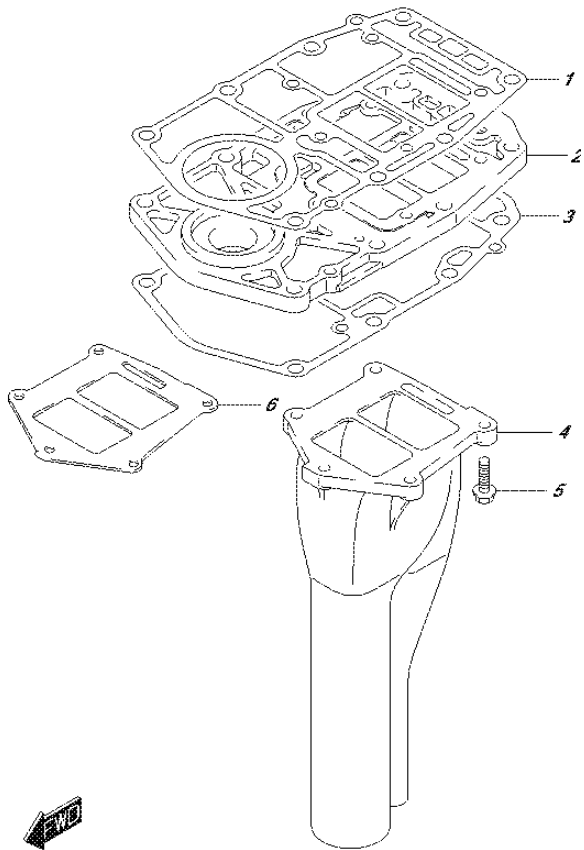
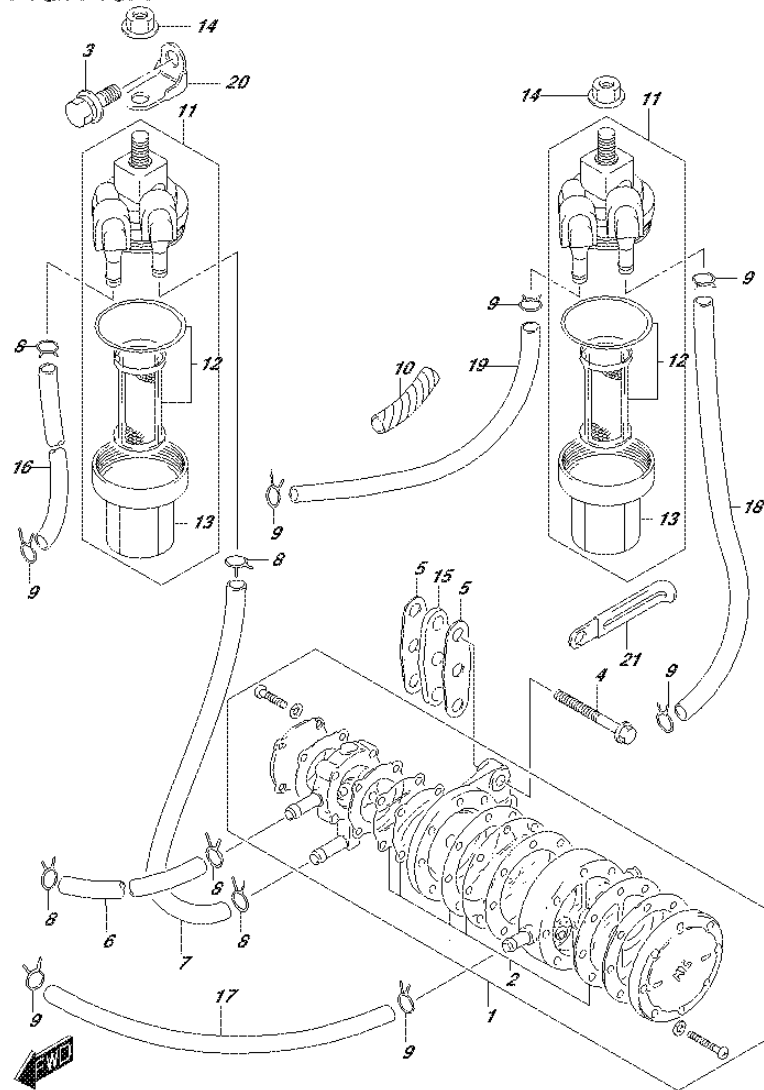


FIG.141C (1-C-6) EXHAUST TUBE (DT30R P40)

REF NO.	PART NO.	DESCRIPTION	Q'TY	REMARKS
1	11433-91L00	GASKET, LOWER OIL SEAL HOUSING	1	
2	11431-91L00	HOUSING, UNDER OIL SEAL	1	
3	52113-96330	GASKET, DRIVE SHAFT HOUSING	1	
4-1	14211-91L10	TUBE, EXHAUST	1	W/TRANSOM(S)
4-2	14211-91L00	TUBE, EXHAUST	1	W/TRANSOM(L)
5	09116-06234	BOLT (6X35)	5	
6	14212-91L00	GASKET, EXHAUST TUBE	1	

FIG. 146A



DT25_30_P40_015_146A
FUEL PUMP

FIG.146A (1-C-7) FUEL PUMP (DT25K P36)

REF NO.	PART NO.	DESCRIPTION	Q'TY	REMARKS
1	15100-9436V	PUMP ASSY, FUEL	1	
2	15170-94460	.DIAPHRAGM SET	1	
3	01580-08207	BOLT	1	
4	01550-06257	BOLT	2	
5	15321-96300	GASKET	2	
6	15211-91J00-180	HOSE, FUEL (PUMP TO CARB)	1	FOR GASOLINE
7	15211-91J00-170	HOSE, FUEL (FILTER TO PUMP)	1	FOR GASOLINE
8	09401-08410	CLIP	5	
9	59412-91J00	CLIP	7	
10	16911-92E20	PROTECTOR	2	L:540->90
11	15410-94400	FILTER ASSY, FUEL	2	
12	15430-87D10	.ELEMENT SET	2	
13	15413-87D10	.CUP	2	
14	08316-10087	NUT	2	
15	15322-96300	INSULATOR, FUEL PUMP	1	
16	09359-50823-600	HOSE (5X8.2X600)	1	FOR GASOLINE L:600->230 CONN TO FILTER
17	09355-50108-300	HOSE (5X10X300)	1	FOR KEROSENE PUMP TO CARB
18	09355-50108-150	HOSE (5X10X150)	1	FOR KEROSENE FILTER TO PUMP
19	09355-50108-300	HOSE (5X10X300)	1	FOR KEROSENE CONN TO FILTER
20	15420-96300	BRACKET, FUEL FILTER	1	
21	29404-93J10	CLAMP	1	

DT25_30_P40_015

FIG.146B

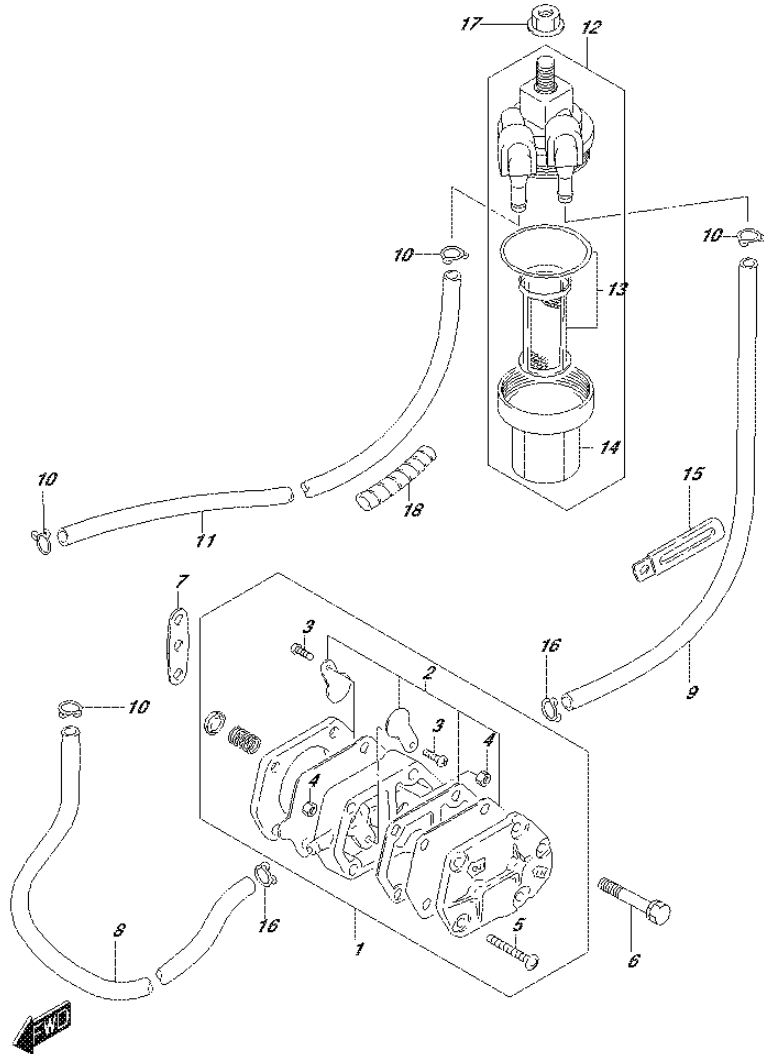
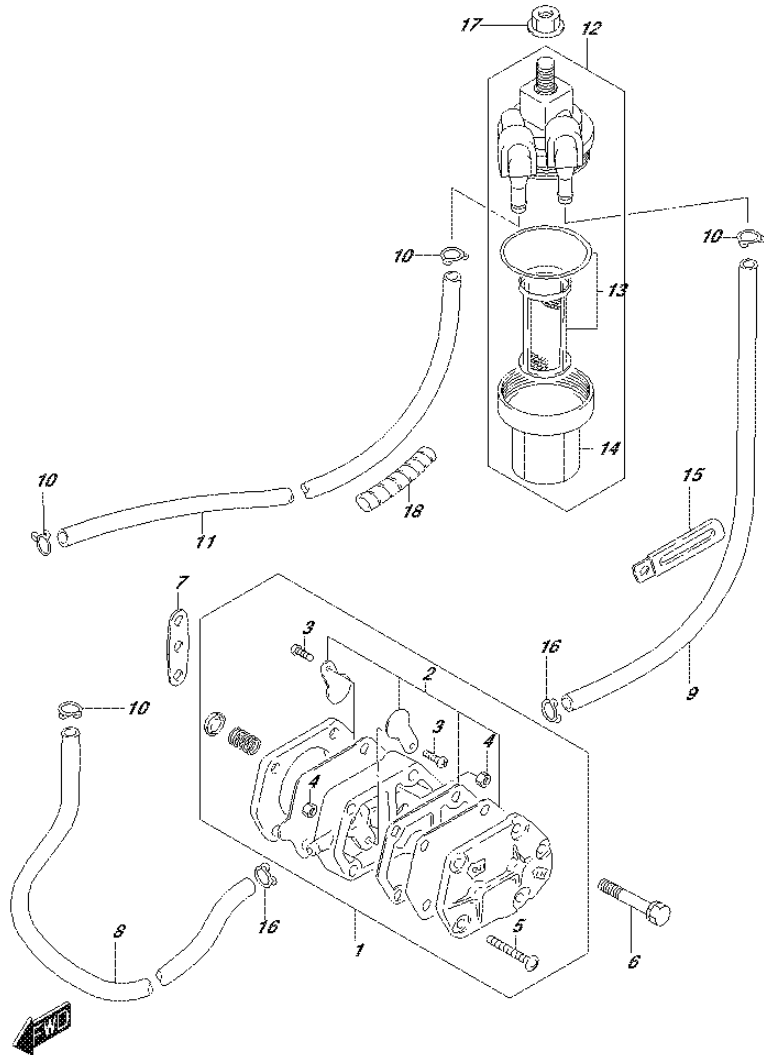


FIG.146B (1-C-8) FUEL PUMP (DT30 P40)

REF NO.	PART NO.	DESCRIPTION	Q'TY	REMARKS
1	15100-94311	PUMP ASSY, FUEL	1	
2	15170-94320	.DIAPHRAGM SET	1	
3	15183-94301	.SCREW	2	
4	15186-94300	.NUT	2	
5	15851-94300	.SCREW	3	
6	01547-06407	BOLT	2	
7	15321-99710	GASKET, FUEL PUMP	1	
8	15211-91J00-195	HOSE, FUEL (PUMP TO CARB)	1	
9	15211-91J00-195	HOSE, FUEL (FILTER TO PUMP)	1	
10	09401-08410	CLIP	4	
11	15211-91J00-320	HOSE, FUEL (CONN TO FILTER)	1	
12	15410-94400	FILTER ASSY, FUEL	1	
13	15430-87D10	.ELEMENT SET	1	
14	15413-87D10	.CUP	1	
15	29404-93J10	CLAMP (L:65)	1	
16	15331-94300	CLIP	2	
17	08316-10087	NUT	1	
18	16911-92E20	PROTECTOR, FUEL HOSE	1	L:540->40

FIG.146C



DT25_30_P40_015_146C
FUEL PUMP

FIG.146C (1-C-9) FUEL PUMP (DT30R P40)

REF NO.	PART NO.	DESCRIPTION	Q'TY	REMARKS
1	15100-94311	PUMP ASSY, FUEL	1	
2	15170-94320	.DIAPHRAGM SET	1	
3	15183-94301	.SCREW	2	
4	15186-94300	.NUT	2	
5	15851-94300	.SCREW	3	
6	01547-06407	BOLT	2	
7	15321-99710	GASKET, FUEL PUMP	1	
8	15211-91J00-195	HOSE, FUEL (PUMP TO CARB)	1	
9	15211-91J00-195	HOSE, FUEL (FILTER TO PUMP)	1	
10	09401-08410	CLIP	4	
11	15211-91J00-320	HOSE, FUEL (CONN TO FILTER)	1	
12	15410-94400	FILTER ASSY, FUEL	1	
13	15430-87D10	.ELEMENT SET	1	
14	15413-87D10	.CUP	1	
15	29404-93J10	CLAMP (L:65)	1	
16	15331-94300	CLIP	2	
17	08316-10087	NUT	1	
18	16911-92E20	PROTECTOR, FUEL HOSE	1	L:540->40

DT25_30_P40_015

FIG.160A

FIG.160A (1-C-10) WATER PUMP (DT25K P36)

REF NO.	PART NO.	DESCRIPTION	Q'TY	REMARKS
1	17411-94L00	CASE, WATER PUMP	1	
2	17413-94L10	SLEEVE, WATER PUMP CASE	1	
3	17461-94L00	IMPELLER, WATER PUMP	1	
4	17462-94L00	KEY, WATER PUMP IMPELLER	1	
5	17471-94L10	PANEL, PUMP CASE UNDER	1	
6	17472-94L00	GASKET, PUMP CASE UNDER	1	
7	17560-91L20	TUBE, WATER (L)	1	
8	17563-91L00	.GROMMET, UPPER (1)	1	
9	17564-91L00	.GROMMET, UPPER (2)	1	
10	17562-94L00	GROMMET, MIDDLE	1	
11	17564-94L00	GROMMET, LOWER	1	
12	17631-94L00	FILTER, WATER PORT SIDE	1	
13	17632-94L00	FILTER, WATER STBD SIDE	1	
14	03142-04259	SCREW	1	
15	29141-93J00	NUT	4	
16	09108-06149	STUD BOLD	4	
17	09160-06082	WASHER (6.5X13X1.0)	4	
18	09280-54004	O RING	1	
19	17432-96300	GROMMET, SEAL TUBE	2	
20	17431-91L00	TUBE, WATER PUMP SEAL (L)	1	
21	17520-91L00	TUBE, WATER SUB	1	
22	17577-91L00	GROMMET, SUB WATER TUBE	1	
23	09116-06226	BOLT (6X16)	1	
24	17400-94L10	KIT, WATER PUMP REPAIR	1	OPT

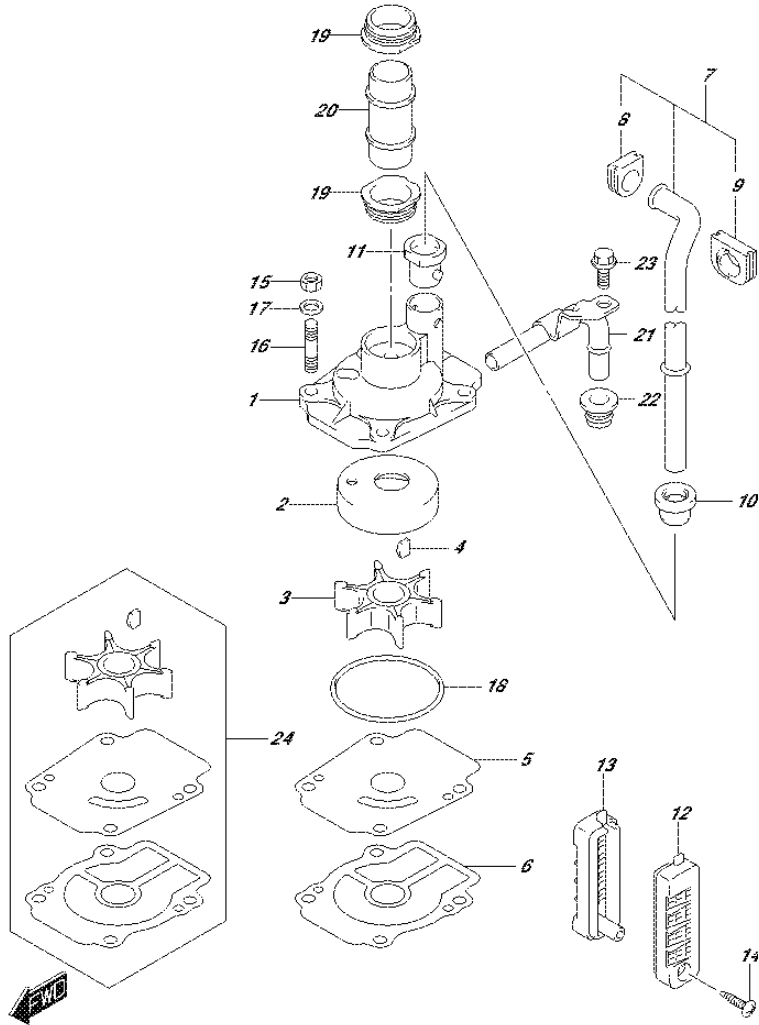


FIG.160B

FIG.160B (1-C-11) WATER PUMP (DT30 P40)

REF NO.	PART NO.	DESCRIPTION	Q'TY	REMARKS
1	17411-94L00	CASE, WATER PUMP	1	
2	17413-94L10	SLEEVE, WATER PUMP CASE	1	
3	17461-94L00	IMPELLER, WATER PUMP	1	
4	17462-94L00	KEY, WATER PUMP IMPELLER	1	
5	17471-94L10	PANEL, PUMP CASE UNDER	1	
6	17472-94L00	GASKET, PUMP CASE UNDER	1	
7-1	17560-91L30	TUBE, WATER (S)	1	W/TRANSOM(S)
7-2	17560-91L20	TUBE, WATER (L)	1	W/TRANSOM(L)
8	17563-91L00	.GROMMET, UPPER (1)	1	
9	17564-91L00	.GROMMET, UPPER (2)	1	
10	17562-94L00	GROMMET, MIDDLE	1	
11	17564-94L00	GROMMET, LOWER	1	
12	17631-94L00	FILTER, WATER PORT SIDE	1	
13	17632-94L00	FILTER, WATER STBD SIDE	1	
14	03142-04259	SCREW	1	
15	29141-93J00	NUT	1	
16	09108-06149	STUD BOLD	4	
17	09160-06082	WASHER (6.5X13X1.0)	4	
18	09280-54004	O RING	1	
19	17432-96300	GROMMET, SEAL TUBE	2	
20-1	17431-91L10	TUBE, WATER PUMP SEAL (S)	1	W/TRANSOM(S)
20-2	17431-91L00	TUBE, WATER PUMP SEAL (L)	1	W/TRANSOM(L)
21	17520-91L00	TUBE, WATER SUB	1	
22	17577-91L00	GROMMET, SUB WATER TUBE	1	
23	09116-06226	BOLT (6X16)	1	
24	17400-94L10	KIT, WATER PUMP REPAIR	1	OPT

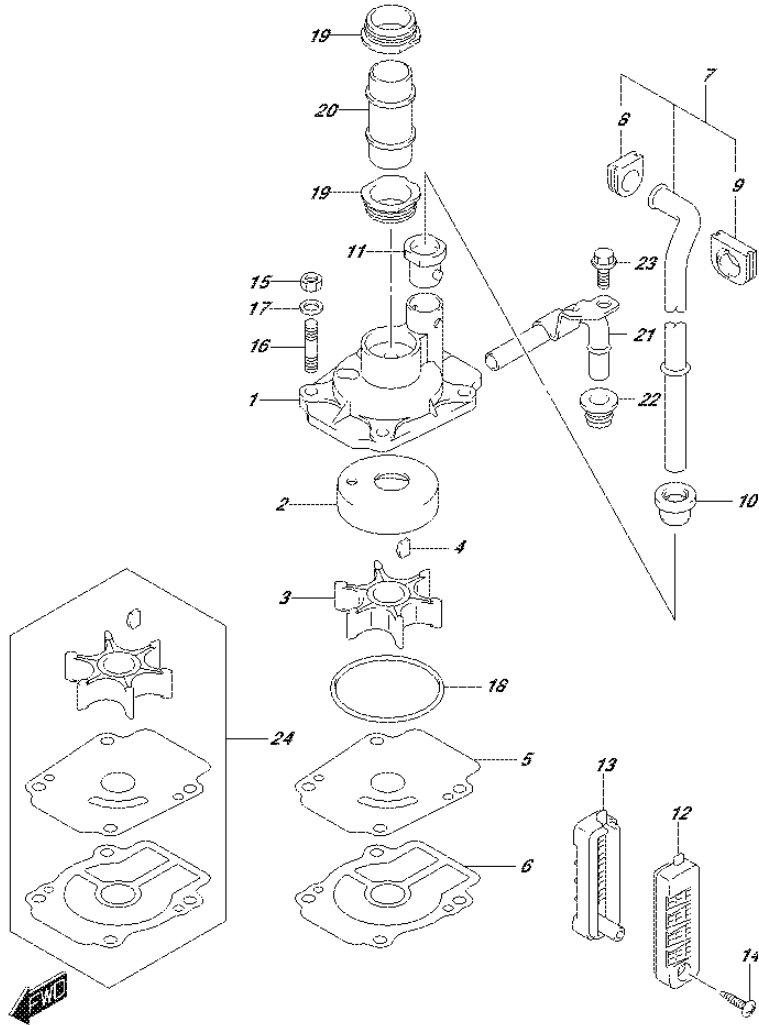


FIG.160C

FIG.160C (1-C-12) WATER PUMP (DT30R P40)

REF NO.	PART NO.	DESCRIPTION	Q'TY	REMARKS
1	17411-94L00	CASE, WATER PUMP	1	
2	17413-94L10	SLEEVE, WATER PUMP CASE	1	
3	17461-94L00	IMPELLER, WATER PUMP	1	
4	17462-94L00	KEY, WATER PUMP IMPELLER	1	
5	17471-94L10	PANEL, PUMP CASE UNDER	1	
6	17472-94L00	GASKET, PUMP CASE UNDER	1	
7-1	17560-91L30	TUBE, WATER (S)	1	W/TRANSOM(S)
7-2	17560-91L20	TUBE, WATER (L)	1	W/TRANSOM(L)
8	17563-91L00	.GROMMET, UPPER (1)	1	
9	17564-91L00	.GROMMET, UPPER (2)	1	
10	17562-94L00	GROMMET, MIDDLE	1	
11	17564-94L00	GROMMET, LOWER	1	
12	17631-94L00	FILTER, WATER PORT SIDE	1	
13	17632-94L00	FILTER, WATER STBD SIDE	1	
14	03142-04259	SCREW	1	
15	29141-93J00	NUT	1	
16	09108-06149	STUD BOLD	4	
17	09160-06082	WASHER (6.5X13X1.0)	4	
18	09280-54004	O RING	1	
19	17432-96300	GROMMET, SEAL TUBE	2	
20-1	17431-91L10	TUBE, WATER PUMP SEAL (S)	1	W/TRANSOM(S)
20-2	17431-91L00	TUBE, WATER PUMP SEAL (L)	1	W/TRANSOM(L)
21	17520-91L00	TUBE, WATER SUB	1	
22	17577-91L00	GROMMET, SUB WATER TUBE	1	
23	09116-06226	BOLT (6X16)	1	
24	17400-94L10	KIT, WATER PUMP REPAIR	1	OPT

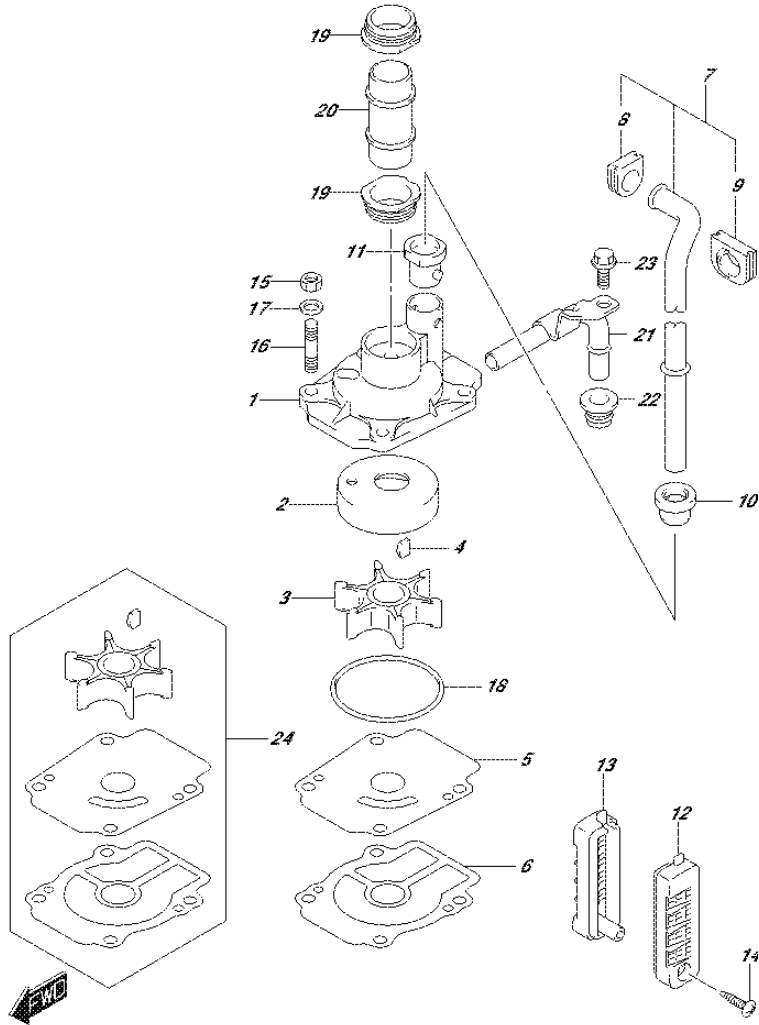


FIG.166A

FIG.166A (1-C-13) THROTTLE CONTROL (DT25K P36)

REF NO.	PART NO.	DESCRIPTION	Q'TY	REMARKS
1	19121-91L00	LEVER, THROTTLE CONTROL	1	
2	19131-95502	CONNECTOR	1	
3	19132-96300	CONNECTOR, THROTTLE ROD	1	
4	19135-96350	ROD (TH LEVER TO CARB)	1	
5	19761-96351	STAY, THROTTLE CABLE	1	
6	09116-06232	BOLT (6X30)	1	
7	09160-06084	WASHER (6.5X18X1.6)	1	
8	09180-06105	SPACER (6.1X10X14)	1	
9	09180-06186	SPACER (6.2X12.6X21)	1	
10	01550-06357	BOLT	1	
11	09140-05005	NUT	1	
12	18642-96301	HOLDER, INTERLOCK CABLE	1	
13	18652-96300	CONNECTOR, INTERLOCK CABLE	1	
14	09200-05006	PIN (L:12)	1	
15	09204-01002	PIN	1	
16	09160-05029	WASHER (5.5X12X0.8)	1	

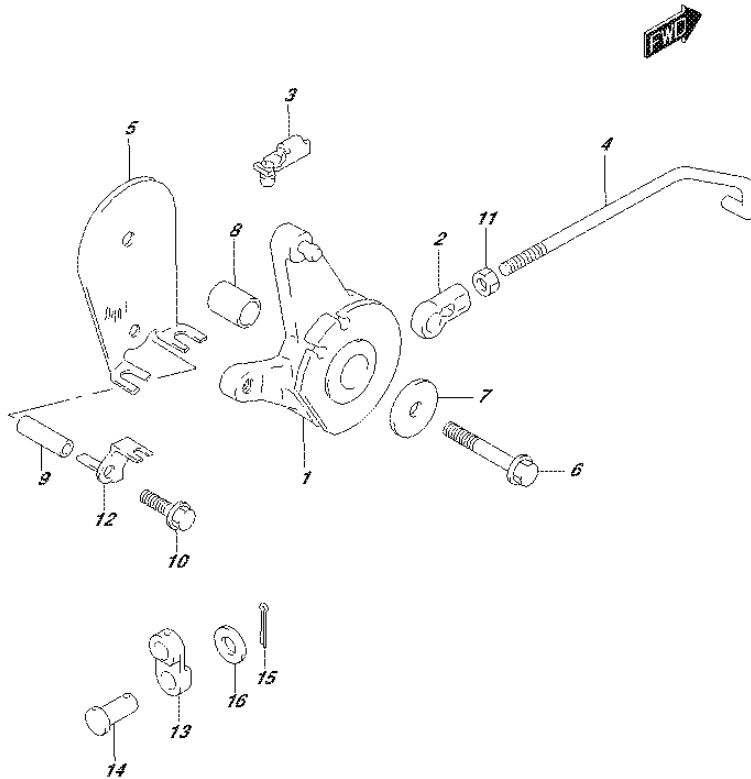


FIG.166B

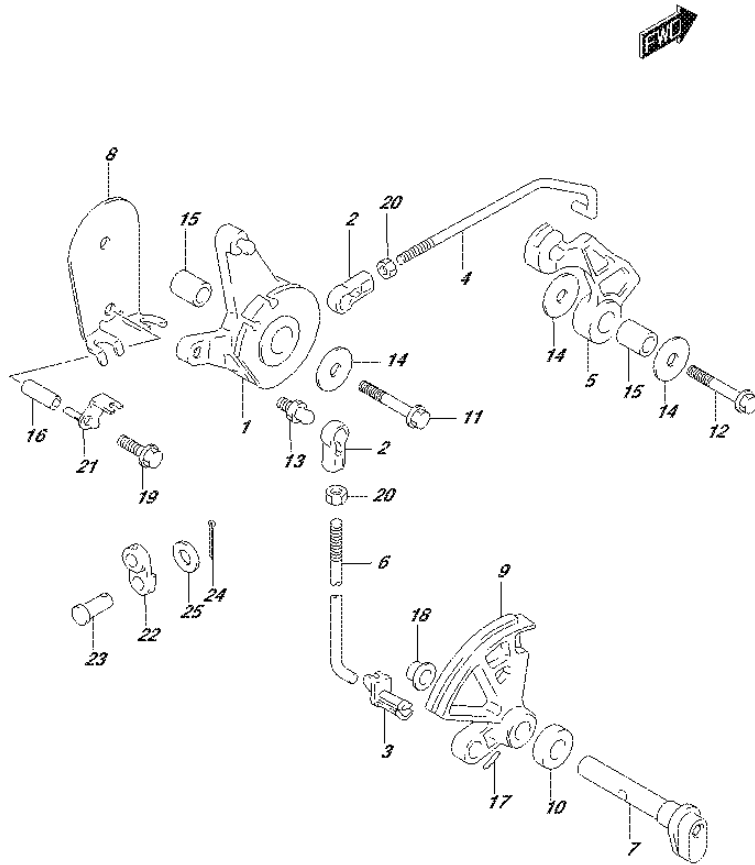
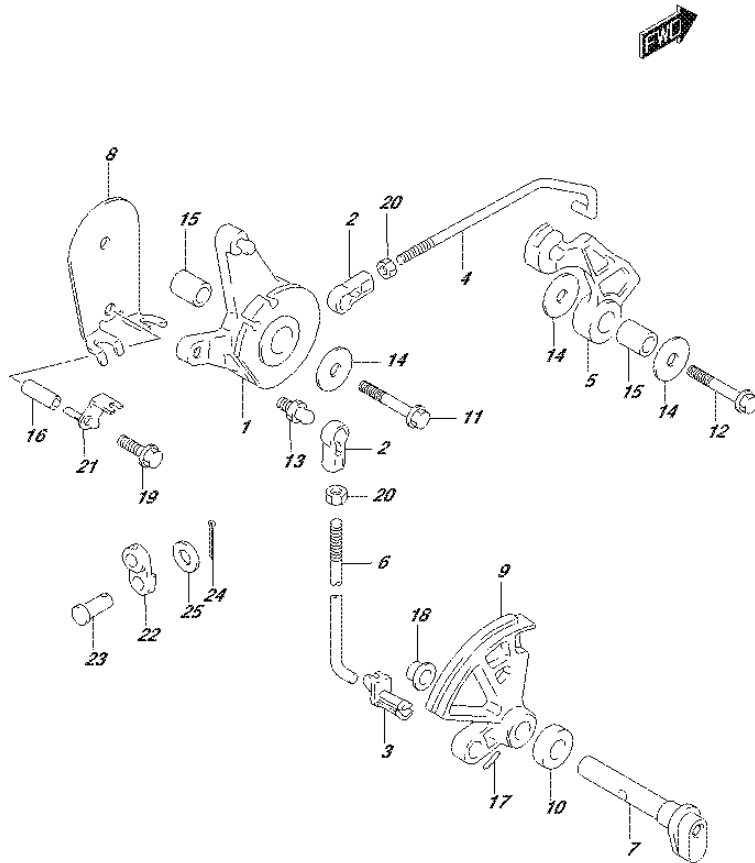


FIG.166B (1-C-14) THROTTLE CONTROL (DT30 P40)

REF NO.	PART NO.	DESCRIPTION	Q'TY	REMARKS
1	19121-91L00	LEVER, THROTTLE CONTROL	1	
2	19131-95502	CONNECTOR	2	
3	19131-96300	RETAINER, ROD CONNECTOR	1	
4	19135-96301	ROD (TH LEVER TO TH CAM)	1	
5	19141-96301	CAM, THROTTLE	1	
6	19656-96300	ROD (LIMITER TO TH LEVER)	1	
7	19720-91L00	SHAFT, REMOCON THROTTLE	1	
8	19761-91L00	STAY, THROTTLE CABLE	1	
9	19811-91L10	LIMITER, THROTTLE	1	
10	19859-94300	SPACER, NSI	1	
11	09116-06232	BOLT (6X30)	1	
12	09116-06232	BOLT (6X30)	1	
13	09119-05010	PIVOT	1	
14	09160-06084	WASHER (6.5X18X1.6)	3	
15	09180-06105	SPACER (6.1X10X14)	2	
16	09180-06186	SPACER (6.2X12.6X21)	1	
17	09205-04002	SPRING PIN (4X20)	1	
18	09306-10001	BUSH	1	
19	01550-06357	BOLT	1	
20	09140-05005	NUT	2	
21	18642-96301	HOLDER, INTERLOCK CABLE	1	
22	18652-96300	CONNECTOR, INTERLOCK CABLE	1	
23	09200-05006	PIN (L:12)	1	
24	09204-01002	PIN	1	
25	09160-05029	WASHER (5.5X12X0.8)	1	

FIG.166C

FIG.166C (1-C-15) THROTTLE CONTROL (DT30R P40)



REF NO.	PART NO.	DESCRIPTION	Q'TY	REMARKS
1	19121-91L00	LEVER, THROTTLE CONTROL	1	
2	19131-95502	CONNECTOR	2	
3	19131-96300	RETAINER, ROD CONNECTOR	1	
4	19135-96301	ROD (TH LEVER TO TH CAM)	1	
5	19141-96301	CAM, THROTTLE	1	
6	19656-96300	ROD (LIMITER TO TH LEVER)	1	
7	19720-91L00	SHAFT, REMOCON THROTTLE	1	
8	19761-91L00	STAY, THROTTLE CABLE	1	
9	19811-91L10	LIMITER, THROTTLE	1	
10	19859-94300	SPACER, NSI	1	
11	09116-06232	BOLT (6X30)	1	
12	09116-06232	BOLT (6X30)	1	
13	09119-05010	PIVOT	1	
14	09160-06084	WASHER (6.5X18X1.6)	3	
15	09180-06105	SPACER (6.1X10X14)	2	
16	09180-06186	SPACER (6.2X12.6X21)	1	
17	09205-04002	SPRING PIN (4X20)	1	
18	09306-10001	BUSH	1	
19	01550-06357	BOLT	1	
20	09140-05005	NUT	2	
21	18642-96301	HOLDER, INTERLOCK CABLE	1	
22	18652-96300	CONNECTOR, INTERLOCK CABLE	1	
23	09200-05006	PIN (L:12)	1	
24	09204-01002	PIN	1	
25	09160-05029	WASHER (5.5X12X0.8)	1	

FIG.167A

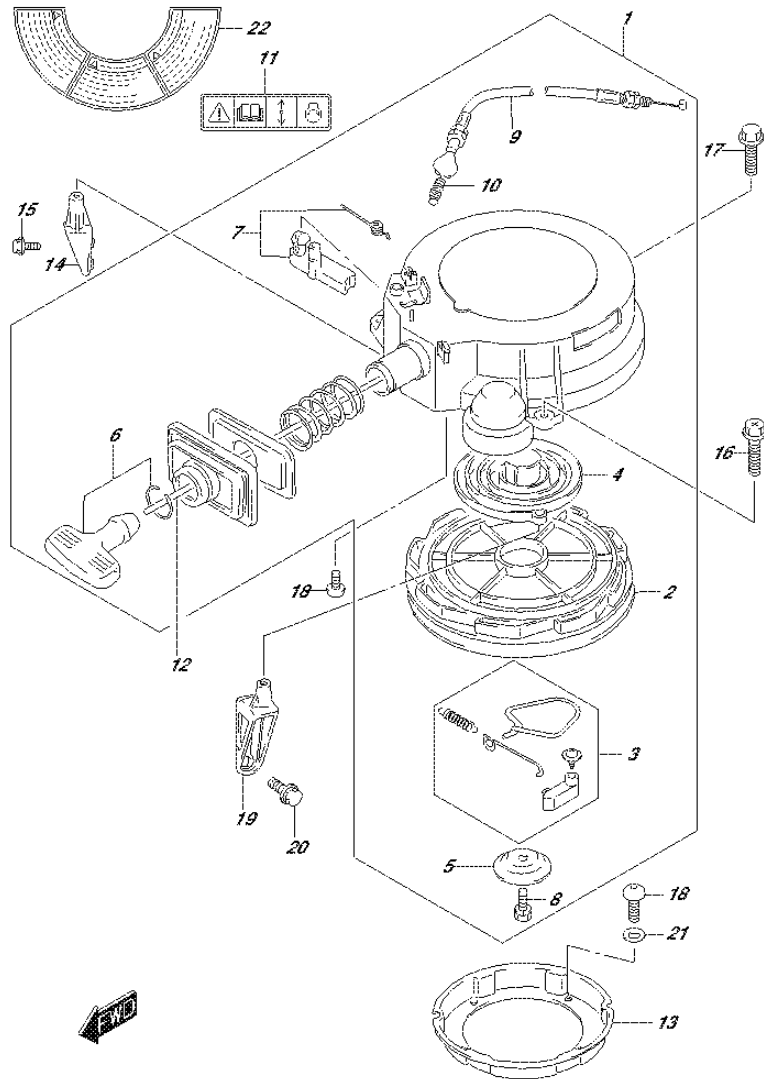
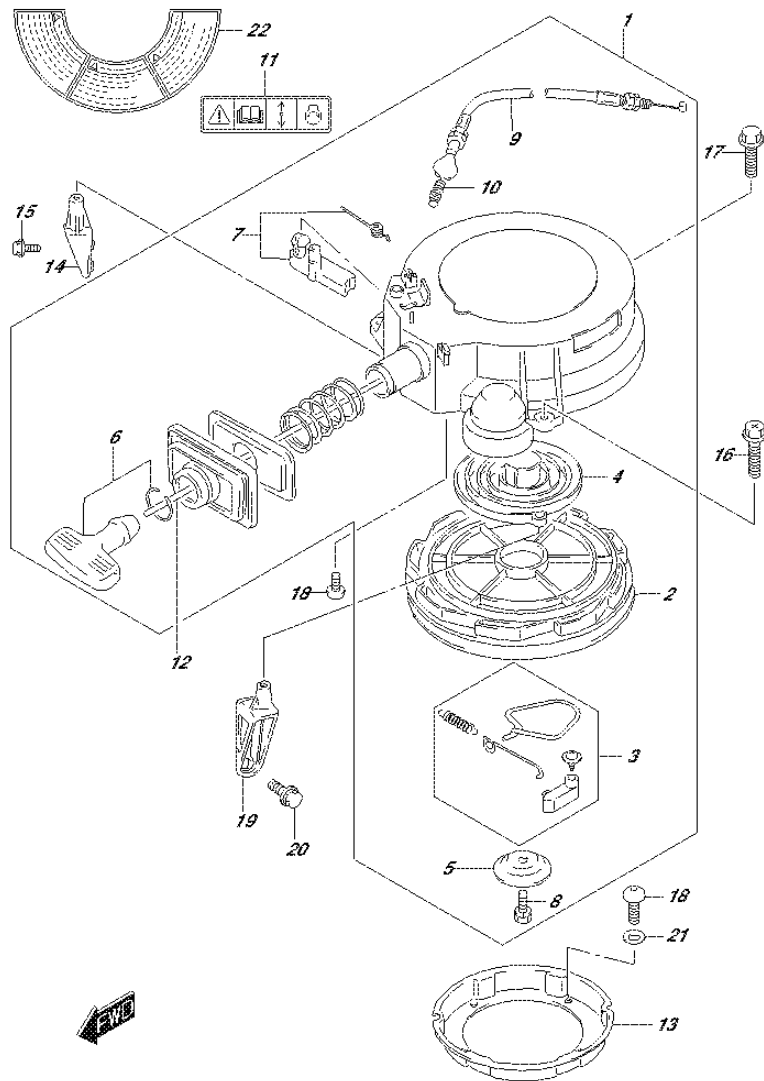


FIG.167A (1-D-2) RECOIL STARTER (DT25K P36)

REF NO.	PART NO.	DESCRIPTION	Q'TY	REMARKS
1	18100-91L00	STARTER ASSY, RECOIL	1	
2	18120-91L00	.REEL	1	
3	18130-91L00	.RATCHET SET	1	
4	18142-96300	.SPRING, SPIRAL	1	
5	18151-96310	.PLATE, FRICTION	1	
6	18210-93002	.GRIP ASSY	1	
7	18280-96320	.NSI SET	1	
8	18132-89L00	.SCREW	1	
9	18290-91L00	.CABLE, NSI	1	
10	18293-96310	.SPRING	1	
11	69711-93E10	LABEL, S.I.G.P	1	
12	99000-81159-50M	ROPE	1	OPT L:50000->1750
13	18411-96301	CUP, STARTER	1	
14	18711-91L10	BRACE, RECOIL STARTER STBD	1	
15	01550-06207	BOLT	2	BRACE STBD
16	01550-06207	BOLT	2	
17	01550-08257	BOLT	1	
18	09106-06098	BOLT (6X12)	4	
19	18721-91L10	BRACE, RECOIL STARTER PORT	1	
20	01550-08257	BOLT	2	BRACE PORT
21	09164-06015	WASHER	4	
22	61472-94J00	LABEL, RECOIL STARTER	1	

FIG.167B



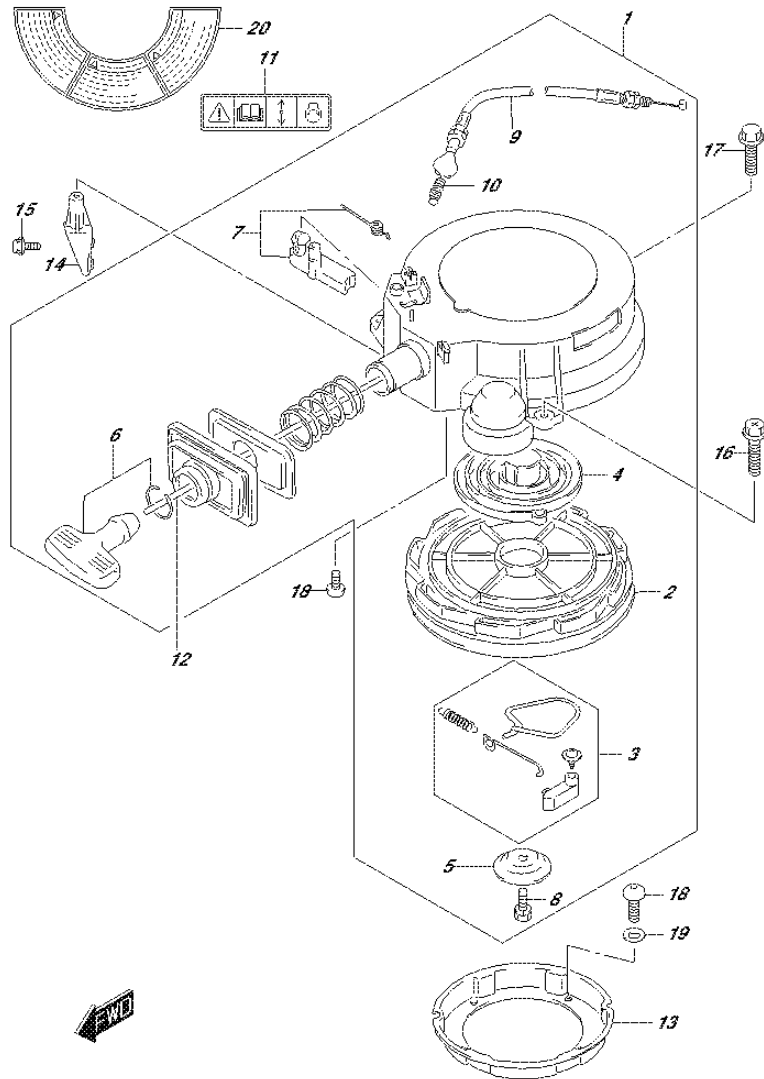
DT25_30_P40_015_167B
RECOIL STARTER

FIG.167B (1-D-3) RECOIL STARTER (DT30 P40)

REF NO.	PART NO.	DESCRIPTION	Q'TY	REMARKS
1	18100-91L00	STARTER ASSY, RECOIL	1	
2	18120-91L00	.REEL	1	
3	18130-91L00	.RATCHET SET	1	
4	18142-96300	.SPRING, SPIRAL	1	
5	18151-96310	.PLATE, FRICTION	1	
6	18210-93002	.GRIP ASSY	1	
7	18280-96320	.NSI SET	1	
8	18132-89L00	.SCREW	1	
9	18290-91L00	.CABLE, NSI	1	
10	18293-96310	.SPRING	1	
11	69711-93E10	LABEL, S.I.G.P	1	
12	99000-81159-50M	ROPE	1	OPT L:50000->1750
13	18411-96301	CUP, STARTER	1	
14	18711-91L10	BRACE, RECOIL STARTER STBD	1	
15	01550-06207	BOLT	2	BRACE STBD
16	01550-06207	BOLT	2	
17	01550-08257	BOLT	1	
18	09106-06098	BOLT (6X12)	4	
19	18721-91L10	BRACE, RECOIL STARTER PORT	1	W/MANUAL STARTER
20	01550-08257	BOLT	2	W/MANUAL STARTER BRACE PORT
21	09164-06015	WASHER	4	
22	61472-94J00	LABEL, RECOIL STARTER	1	

DT25_30_P40_015

FIG.167C



DT25_30_P40_015_167C
RECOIL STARTER

FIG.167C (1-D-4) RECOIL STARTER (DT30R P40)

REF NO.	PART NO.	DESCRIPTION	Q'TY	REMARKS
1	18100-91L00	STARTER ASSY, RECOIL	1	
2	18120-91L00	.REEL	1	
3	18130-91L00	.RATCHET SET	1	
4	18142-96300	.SPRING, SPIRAL	1	
5	18151-96310	.PLATE, FRICTION	1	
6	18210-93002	.GRIP ASSY	1	
7	18280-96320	.NSI SET	1	
8	18132-89L00	.SCREW	1	
9	18290-91L00	.CABLE, NSI	1	
10	18293-96310	.SPRING	1	
11	69711-93E10	LABEL, S.I.G.P	1	
12	99000-81159-50M	ROPE	1	OPT L:50000->1750
13	18411-96301	CUP, STARTER	1	
14	18711-91L10	BRACE, RECOIL STARTER STBD	1	
15	01550-06207	BOLT	2	BRACE STBD
16	01550-06207	BOLT	2	
17	01550-08257	BOLT	1	
18	09106-06098	BOLT (6X12)	4	
19	09164-06015	WASHER	4	
20	61472-94J00	LABEL, RECOIL STARTER	1	

DT25_30_P40_015

FIG.201A

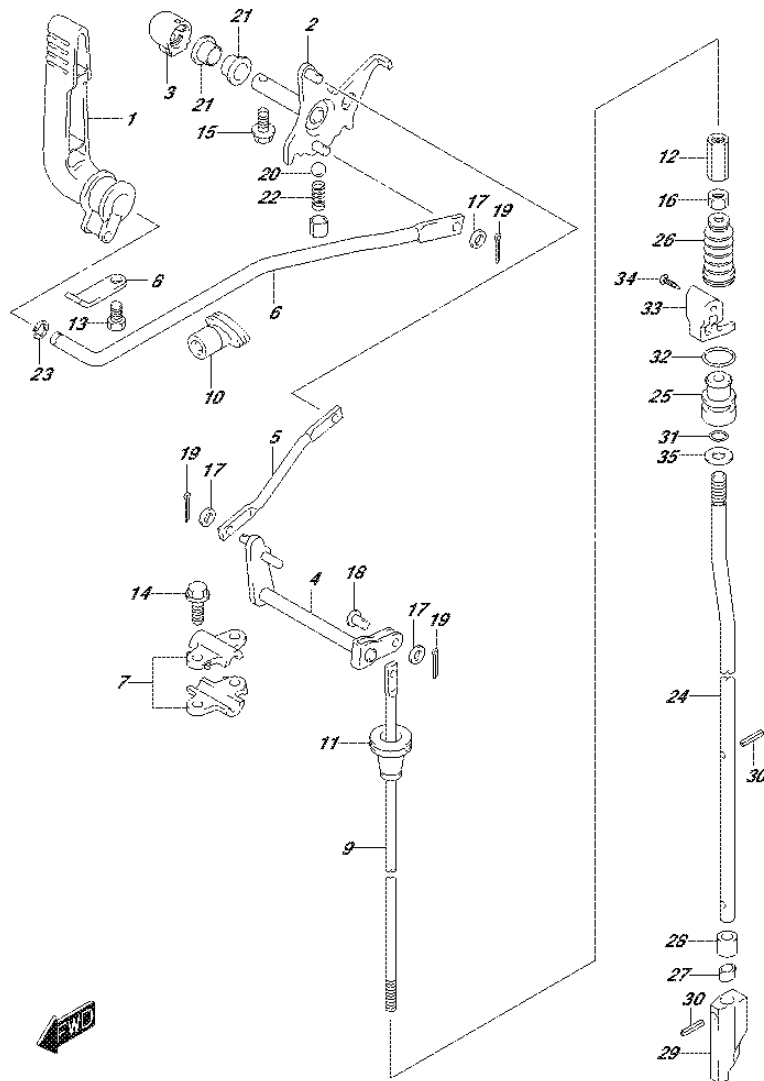
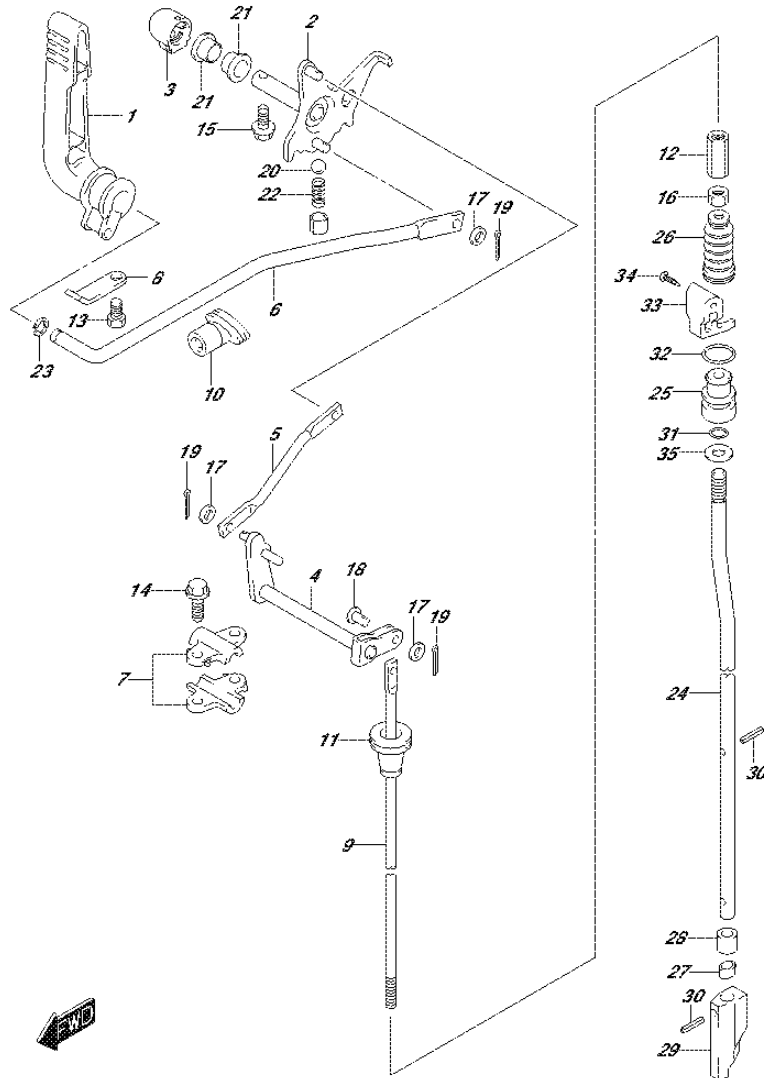


FIG.201A (1-D-5) CLUTCH (DT25K P36)

REF NO.	PART NO.	DESCRIPTION	Q'TY	REMARKS
1	21111-96311	LEVER, CLUTCH	1	
2	21120-91L10	PLATE, CLUTCH NOTCH	1	
3	21142-96300	CAP, CLUTCH SHAFT	1	
4	21210-91L10	SHAFT, CLUTCH	1	
5	21241-91L10	ROD, CLUTCH ARM	1	
6	21242-91L10	ROD, CLUTCH LEVER	1	
7	21311-91L00	HOLDER, CLUTCH SHIFT SHAFT	4	
8	21312-96300	HOLDER, CLUTCH LEVER	1	
9	23111-91L10	ROD, CLUTCH	1	
10	23131-93900	BOOT, CLUTCH LEVER ROD	1	
11	23131-94300	BOOT, CLUTCH ROD	1	
12	23311-95J00	CONNECTOR, CLUTCH ROD	1	
13	09100-06174	BOLT (6X12)	1	
14	09116-06227	BOLT (6X20)	4	
15	09116-06225	BOLT (6X15)	1	
16	29141-93J00	NUT	1	
17	09160-05029	WASHER (5.5X12X0.8)	4	
18	09200-05006	PIN (L:12)	1	
19	09204-01002	PIN	4	
20	09260-10005	BALL	1	
21	09306-10001	BUSH	2	
22	09440-07021	SPRING	1	
23	09383-08004	E RING	1	
24	25111-91L50	ROD, SHIFT (L)	1	
25	25211-94L00	GUIDE, SHIFT ROD	1	
26	25222-94L00	BOOT, SHIFT ROD GUIDE	1	
27	25231-96301	HOLDER, MAGNET	1	
28	25232-96302	MAGNETO	1	
29	25311-94L00	CAM, CLUTCH SHIFT	1	
30	09205-02004	SPRING PIN (2.5X12)	2	
31	09280-06012	O RING (D:1.7,ID:5.8)	1	
32	09280-13005	O RING (D:3.5,ID:12.8)	1	
33	25215-94L00	STOPPER, SHIFT ROD GUIDE	1	
34	03142-0416C	SCREW	2	
35	09160-06082	WASHER (6.5X13X1.0)	1	

FIG.201B



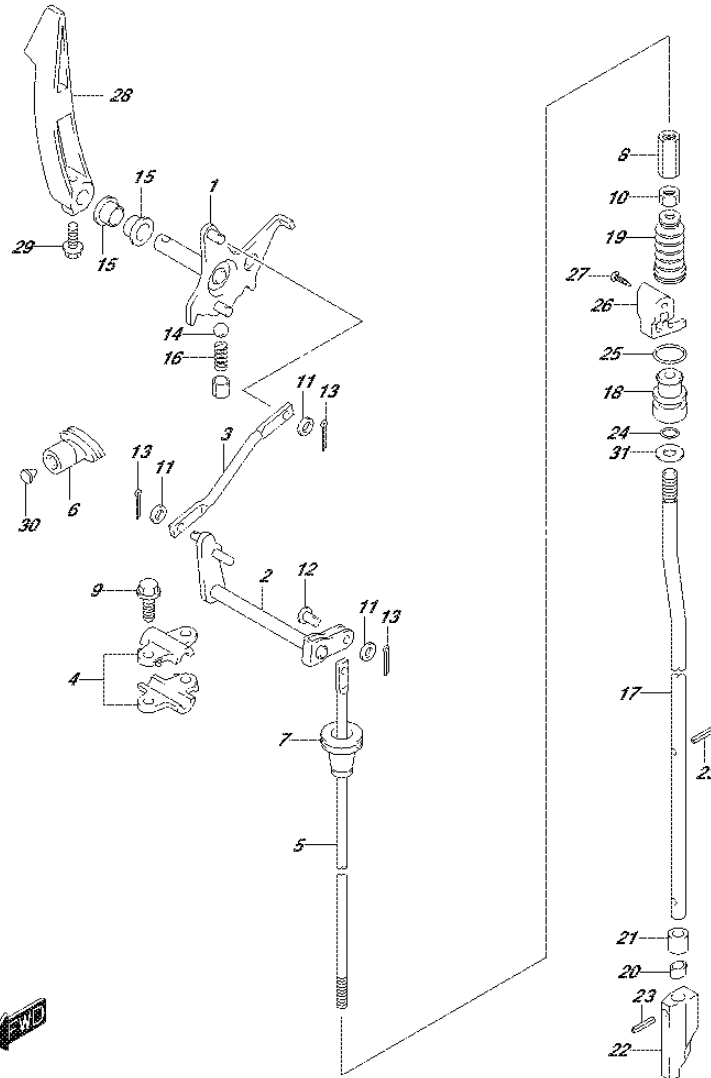
DT25_30_P40_015_2018
CLUTCH

FIG.201B (1-D-6) CLUTCH (DT30 P40) (DT30 P40)

REF NO.	PART NO.	DESCRIPTION	Q'TY	REMARKS
1	21111-96311	LEVER, CLUTCH	1	
2	21120-91L10	PLATE, CLUTCH NOTCH	1	
3	21142-96300	CAP, CLUTCH SHAFT	1	
4	21210-91L10	SHAFT, CLUTCH	1	
5	21241-91L10	ROD, CLUTCH ARM	1	
6	21242-91L10	ROD, CLUTCH LEVER	1	
7	21311-91L00	HOLDER, CLUTCH SHIFT SHAFT	4	
8	21312-96300	HOLDER, CLUTCH LEVER	1	
9	23111-91L10	ROD, CLUTCH	1	
10	23131-93900	BOOT, CLUTCH LEVER ROD	1	
11	23131-94300	BOOT, CLUTCH ROD	1	
12	23311-95J00	CONNECTOR, CLUTCH ROD	1	
13	09100-06174	BOLT (6X12)	1	
14	09116-06227	BOLT (6X20)	4	
15	09116-06225	BOLT (6X15)	1	
16	29141-93J00	NUT	1	
17	09160-05029	WASHER (5.5X12X0.8)	4	
18	09200-05006	PIN (L:12)	1	
19	09204-01002	PIN	4	
20	09260-10005	BALL	1	
21	09306-10001	BUSH	2	
22	09440-07021	SPRING	1	
23	09383-08004	E RING	1	
24-1	25111-91L40	ROD, SHIFT (S)	1	W/TRANSOM(S)
24-2	25111-91L50	ROD, SHIFT (L)	1	W/TRANSOM(L)
25	25211-94L00	GUIDE, SHIFT ROD	1	
26	25222-94L00	BOOT, SHIFT ROD GUIDE	1	
27	25231-96301	HOLDER, MAGNET	1	
28	25232-96302	MAGNETO	1	
29	25311-94L00	CAM, CLUTCH SHIFT	1	
30	09205-02004	SPRING PIN (2.5X12)	2	
31	09280-06012	O RING (D:1.7,ID:5.8)	1	
32	09280-13005	O RING (D:3.5,ID:12.8)	1	
33	25215-94L00	STOPPER, SHIFT ROD GUIDE	1	
34	03142-0416C	SCREW	2	
35	09160-06082	WASHER (6.5X13X1.0)	1	

DT25_30_P40_015

FIG.201C



DT25_30_P40_015_201C
CLUTCH

FIG.201C (1-D-7) CLUTCH (DT30R P40)

REF NO.	PART NO.	DESCRIPTION	Q'TY	REMARKS
1	21120-91L10	PLATE, CLUTCH NOTCH	1	
2	21210-91L10	SHAFT, CLUTCH	1	
3	21241-91L10	ROD, CLUTCH ARM	1	
4	21311-91L00	HOLDER, CLUTCH SHIFT SHAFT	4	
5	23111-91L10	ROD, CLUTCH	1	
6	23131-93900	BOOT, CLUTCH LEVER ROD	1	
7	23131-94300	BOOT, CLUTCH ROD	1	
8	23311-95J00	CONNECTOR, CLUTCH ROD	1	
9	09116-06227	BOLT (6X20)	4	
10	29141-93J00	NUT	1	
11	09160-05029	WASHER (5.5X12X0.8)	3	
12	09200-05006	PIN (L:12)	1	
13	09204-01002	PIN	3	
14	09260-10005	BALL	1	
15	09306-10001	BUSH	2	
16	09440-07021	SPRING	1	
17-1	25111-91L40	ROD, SHIFT (S)	1	W/TRANSOM(S)
17-2	25111-91L50	ROD, SHIFT (L)	1	W/TRANSOM(L)
18	25211-94L00	GUIDE, SHIFT ROD	1	
19	25222-94L00	BOOT, SHIFT ROD GUIDE	1	
20	25231-96301	HOLDER, MAGNET	1	
21	25232-96302	MAGNETO	1	
22	25311-94L00	CAM, CLUTCH SHIFT	1	
23	09205-02004	SPRING PIN (2.5X12)	2	
24	09280-06012	O RING (D:1.7,ID:5.8)	1	
25	09280-13005	O RING (D:3.5,ID:12.8)	1	
26	25215-94L00	STOPPER, SHIFT ROD GUIDE	1	
27	03142-0416C	SCREW	2	
28	21111-96303-0EP	LEVER, CLUTCH (BLACK)	1	
29	09116-06227	BOLT (6X20)	1	
30	09250-06012	PLUG (OD:10)	1	
31	09160-06082	WASHER (6.5X13X1.0)	1	

DT25_30_P40_015

FIG.220A

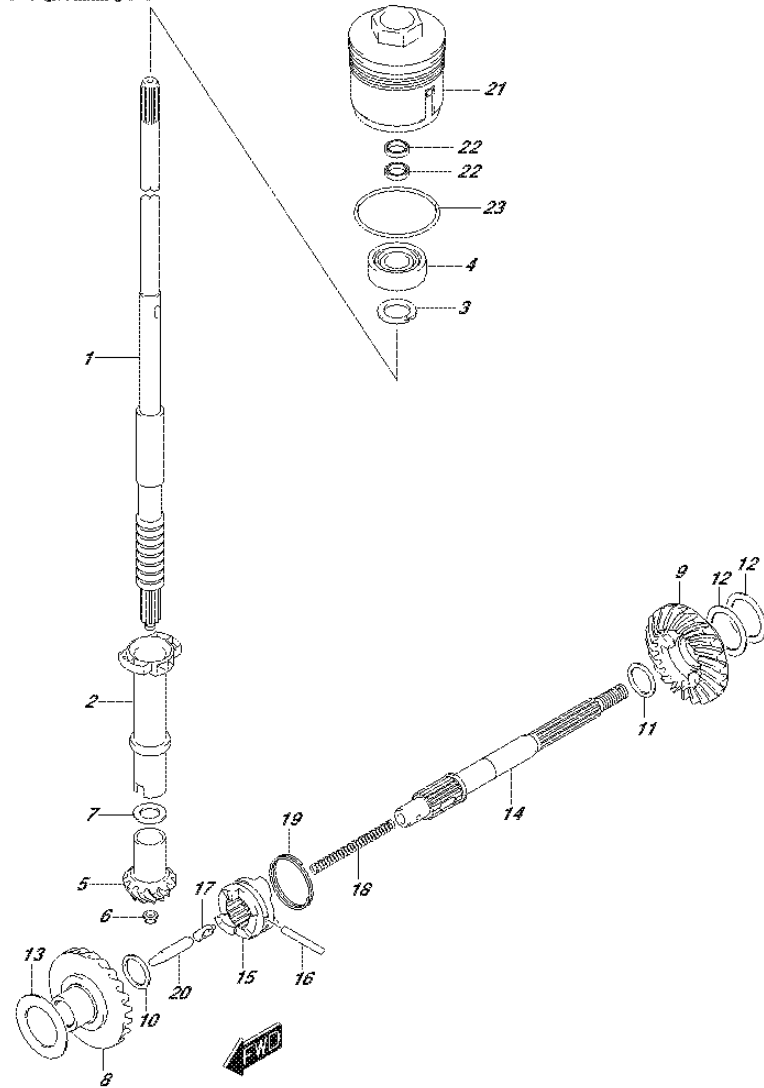


FIG.220A (1-D-8) TRANSMISSION (DT25K P36)

REF NO.	PART NO.	DESCRIPTION	Q'TY	REMARKS
1	57110-91L40	SHAFT, DRIVE (L)	1	
2	57133-94L00	COLLAR, DRIVE SHAFT	1	
3	09166-17005	WASHER	1	
4	09265-17002	BEARING (17X40X17.25)	1	
5	57311-91L00	PINION (NT:11)	1	
6	09159-08046	NUT	1	
7-1	09160-15030	WASHER (T:1.7)	1	
7-2	09160-15031	WASHER (T:1.8)	1	
7-3	09160-15032	WASHER (T:1.9)	1	
7-4	08211-15203	WASHER (T:2.0)	1	
7-5	09160-15033	WASHER (T:2.1)	1	
7-6	08211-15204	WASHER (T:2.2)	1	
7-7	09160-15053	WASHER (T:2.3)	1	
7-8	09160-15054	WASHER (T:2.4)	1	
8	57510-94L00	GEAR, FORWARD (NT:23)	1	
9	57521-94L00	GEAR, REVERSE (NT:23)	1	
10	09181-16008	SHIM (16X24X2)	1	FWD
11-1	09160-20068	WASHER (T:1.6)	1	REV
11-2	09160-20069	WASHER (T:1.8)	1	REV
11-3	09160-20070	WASHER (T:2.0)	1	REV
11-4	09160-20071	WASHER (T:2.2)	1	REV
11-5	09160-20072	WASHER (T:2.4)	1	REV
11-6	09160-20073	WASHER (T:2.6)	1	REV
12-1	08221-30404	SHIM (T:0.2)	2	REV
12-2	09181-30158	SHIM (T:0.5)	1	REV
12-3	09181-30162	SHIM (T:0.8)	1	REV

FIG.220A

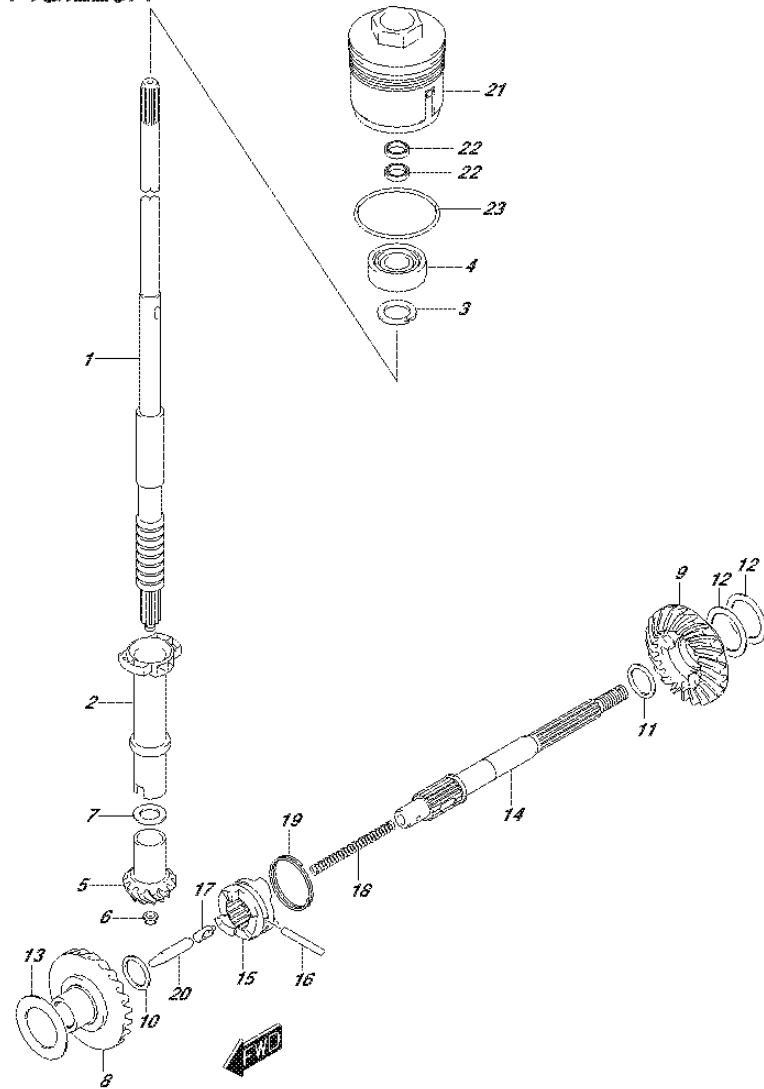


FIG.220A (1-D-9) TRANSMISSION (DT25K P36)

REF NO.	PART NO.	DESCRIPTION	Q'TY	REMARKS
13-1	09181-25190	SHIM (T:0.8)	1	FWD
13-2	09181-25248	SHIM (T:0.9)	1	FWD
13-3	09181-25251	SHIM (T:1.0)	1	FWD
13-4	09160-25032	WASHER (T:1.1)	1	FWD
13-5	09160-25033	WASHER (T:1.2)	1	FWD
13-6	09160-25034	WASHER (T:1.3)	1	FWD
13-7	09160-25035	WASHER (T:1.4)	1	FWD
13-8	09181-25268	SHIM (T:1.5)	1	FWD
14	57610-96311	SHAFT, PROPELLER	1	
15	57621-91L10	SHIFTER, CLUTCH DOG	1	
16	09202-05021	PIN (5X34)	1	
17	09209-08016	PIN	1	
18	09440-07074	SPRING	1	
19	09440-35004	SPRING	1	
20	57631-95JL0	ROD, PUSH	1	
21	56130-94L00	HOUSING, DRIVE SHAFT OIL SEAL	1	
22	09282-17006	.OIL SEAL (17X30X4.5)	2	
23	09280-50009	O RING (D:3.1,ID:48.7)	1	

FIG.220B

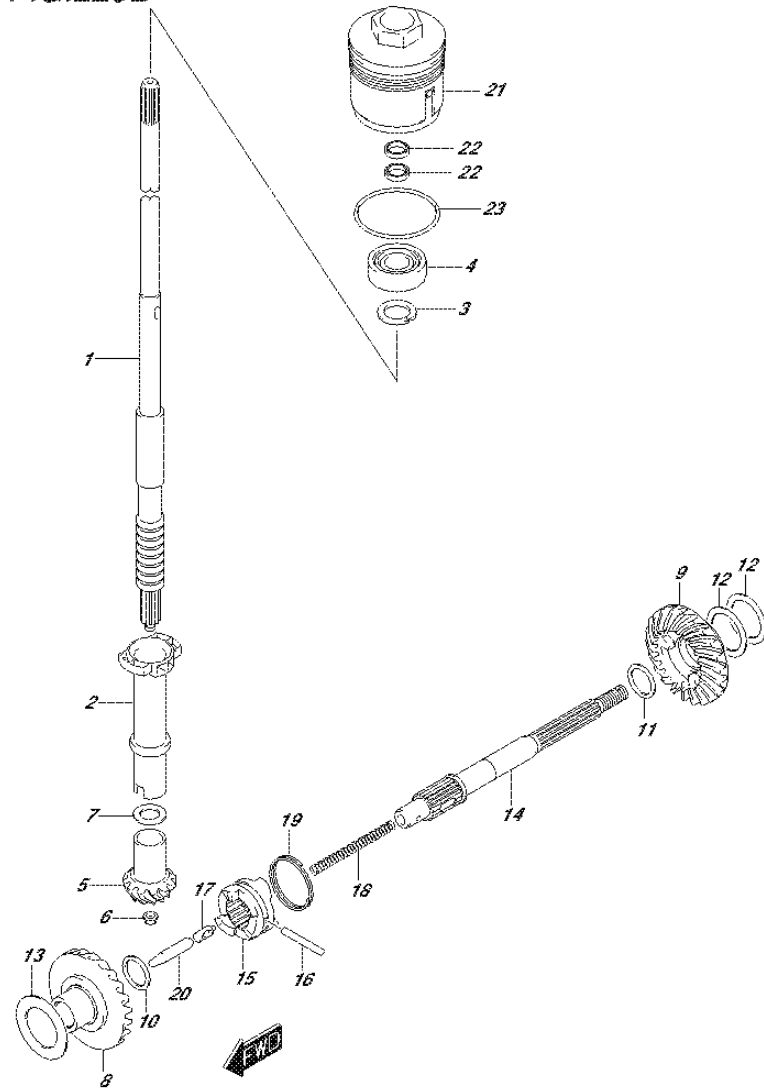


FIG.220B (1-D-10) TRANSMISSION (DT30 P40)

REF NO.	PART NO.	DESCRIPTION	Q'TY	REMARKS
1-1	57110-91L50	SHAFT, DRIVE (S)	1	W/TRANSOM(S)
1-2	57110-91L40	SHAFT, DRIVE (L)	1	W/TRANSOM(L)
2	57133-94L00	COLLAR, DRIVE SHAFT	1	
3	09166-17005	WASHER	1	
4	09265-17002	BEARING (17X40X17.25)	1	
5	57311-91L00	PINION (NT:11)	1	
6	09159-08046	NUT	1	
7-1	09160-15030	WASHER (T:1.7)	1	
7-2	09160-15031	WASHER (T:1.8)	1	
7-3	09160-15032	WASHER (T:1.9)	1	
7-4	08211-15203	WASHER (T:2.0)	1	
7-5	09160-15033	WASHER (T:2.1)	1	
7-6	08211-15204	WASHER (T:2.2)	1	
7-7	09160-15053	WASHER (T:2.3)	1	
7-8	09160-15054	WASHER (T:2.4)	1	
8	57510-94L00	GEAR, FORWARD (NT:23)	1	
9	57521-94L00	GEAR, REVERSE (NT:23)	1	
10	09181-16008	SHIM (16X24X2)	1	FWD
11-1	09160-20068	WASHER (T:1.6)	1	REV
11-2	09160-20069	WASHER (T:1.8)	1	REV
11-3	09160-20070	WASHER (T:2.0)	1	REV
11-4	09160-20071	WASHER (T:2.2)	1	REV
11-5	09160-20072	WASHER (T:2.4)	1	REV
11-6	09160-20073	WASHER (T:2.6)	1	REV
12-1	08221-30404	SHIM (T:0.2)	2	REV
12-2	09181-30158	SHIM (T:0.5)	1	REV
12-3	09181-30162	SHIM (T:0.8)	1	REV

FIG.220B

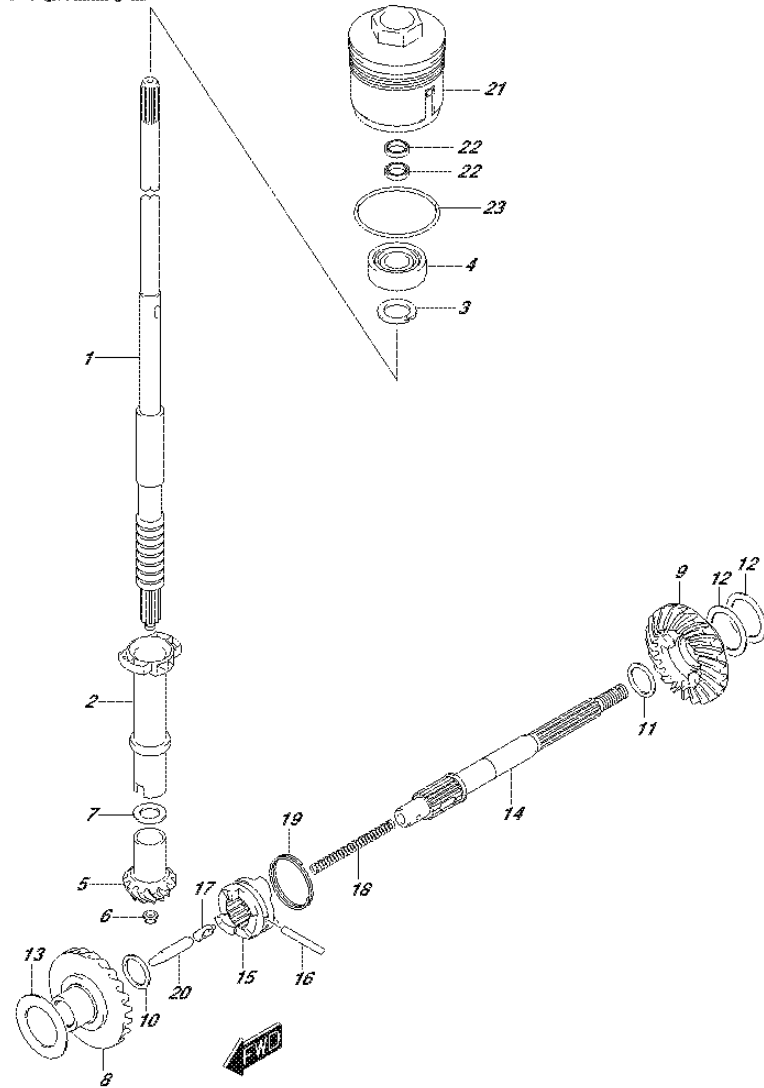


FIG.220B (1-D-11) TRANSMISSION (DT30 P40)

REF NO.	PART NO.	DESCRIPTION	Q'TY	REMARKS
13-1	09181-25190	SHIM (T:0.8)	1	FWD
13-2	09181-25248	SHIM (T:0.9)	1	FWD
13-3	09181-25251	SHIM (T:1.0)	1	FWD
13-4	09160-25032	WASHER (T:1.1)	1	FWD
13-5	09160-25033	WASHER (T:1.2)	1	FWD
13-6	09160-25034	WASHER (T:1.3)	1	FWD
13-7	09160-25035	WASHER (T:1.4)	1	FWD
13-8	09181-25268	SHIM (T:1.5)	1	FWD
14	57610-96311	SHAFT, PROPELLER	1	
15	57621-91L10	SHIFTER, CLUTCH DOG	1	
16	09202-05021	PIN (5X34)	1	
17	09209-08016	PIN	1	
18	09440-07074	SPRING	1	
19	09440-35004	SPRING	1	
20	57631-95JL0	ROD, PUSH	1	
21	56130-94L00	HOUSING, DRIVE SHAFT OIL SEAL	1	
22	09282-17006	.OIL SEAL (17X30X4.5)	2	
23	09280-50009	O RING (D:3.1,ID:48.7)	1	

FIG.220C

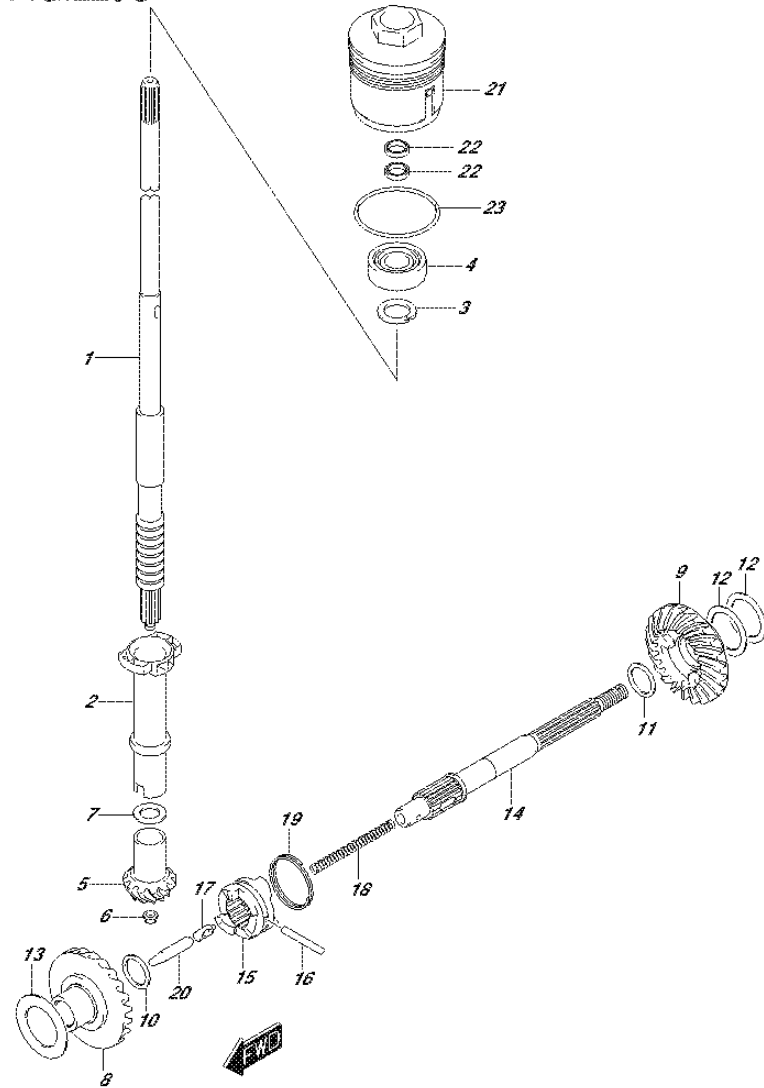


FIG.220C (1-D-12) TRANSMISSION (DT30R P40)

REF NO.	PART NO.	DESCRIPTION	Q'TY	REMARKS
1-1	57110-91L50	SHAFT, DRIVE (S)	1	W/TRANSOM(S)
1-2	57110-91L40	SHAFT, DRIVE (L)	1	W/TRANSOM(L)
2	57133-94L00	COLLAR, DRIVE SHAFT	1	
3	09166-17005	WASHER	1	
4	09265-17002	BEARING (17X40X17.25)	1	
5	57311-91L00	PINION (NT:11)	1	
6	09159-08046	NUT	1	
7-1	09160-15030	WASHER (T:1.7)	1	
7-2	09160-15031	WASHER (T:1.8)	1	
7-3	09160-15032	WASHER (T:1.9)	1	
7-4	08211-15203	WASHER (T:2.0)	1	
7-5	09160-15033	WASHER (T:2.1)	1	
7-6	08211-15204	WASHER (T:2.2)	1	
7-7	09160-15053	WASHER (T:2.3)	1	
7-8	09160-15054	WASHER (T:2.4)	1	
8	57510-94L00	GEAR, FORWARD (NT:23)	1	
9	57521-94L00	GEAR, REVERSE (NT:23)	1	
10	09181-16008	SHIM (16X24X2)	1	FWD
11-1	09160-20068	WASHER (T:1.6)	1	REV
11-2	09160-20069	WASHER (T:1.8)	1	REV
11-3	09160-20070	WASHER (T:2.0)	1	REV
11-4	09160-20071	WASHER (T:2.2)	1	REV
11-5	09160-20072	WASHER (T:2.4)	1	REV
11-6	09160-20073	WASHER (T:2.6)	1	REV
12-1	08221-30404	SHIM (T:0.2)	2	REV
12-2	09181-30158	SHIM (T:0.5)	1	REV
12-3	09181-30162	SHIM (T:0.8)	1	REV

FIG.220C

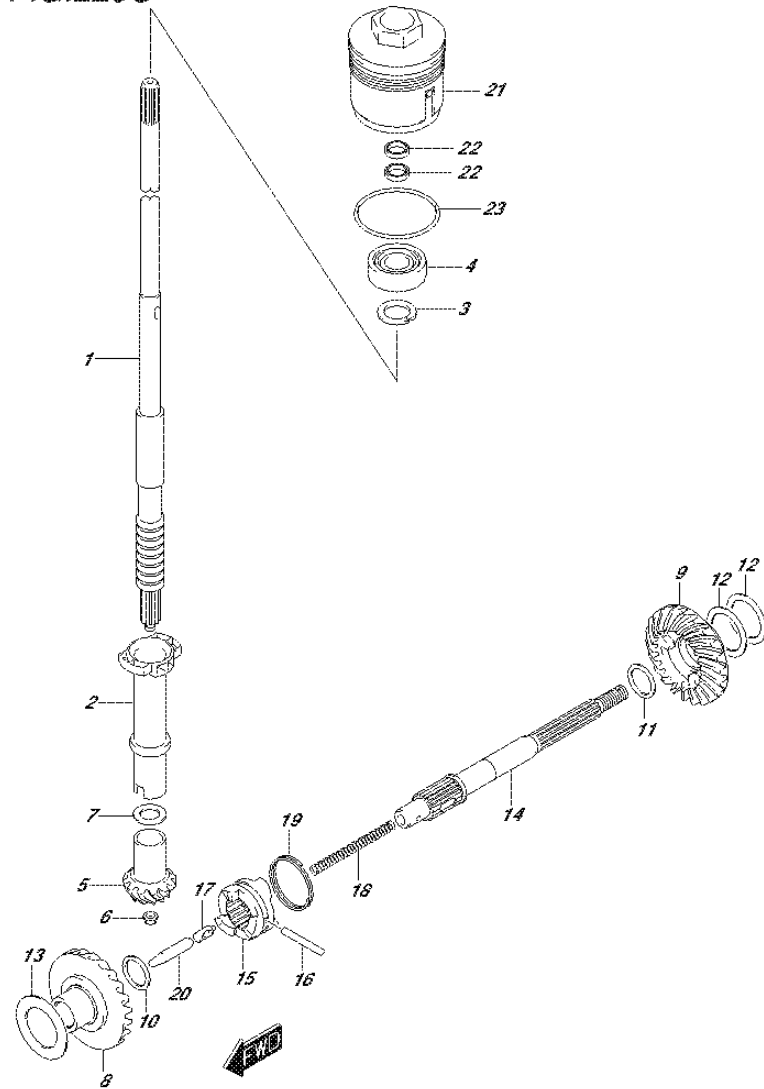


FIG.220C (1-D-13) TRANSMISSION (DT30R P40)

REF NO.	PART NO.	DESCRIPTION	Q'TY	REMARKS
13-1	09181-25190	SHIM (T:0.8)	1	FWD
13-2	09181-25248	SHIM (T:0.9)	1	FWD
13-3	09181-25251	SHIM (T:1.0)	1	FWD
13-4	09160-25032	WASHER (T:1.1)	1	FWD
13-5	09160-25033	WASHER (T:1.2)	1	FWD
13-6	09160-25034	WASHER (T:1.3)	1	FWD
13-7	09160-25035	WASHER (T:1.4)	1	FWD
13-8	09181-25268	SHIM (T:1.5)	1	FWD
14	57610-96311	SHAFT, PROPELLER	1	
15	57621-91L10	SHIFTER, CLUTCH DOG	1	
16	09202-05021	PIN (5X34)	1	
17	09209-08016	PIN	1	
18	09440-07074	SPRING	1	
19	09440-35004	SPRING	1	
20	57631-95JL0	ROD, PUSH	1	
21	56130-94L00	HOUSING, DRIVE SHAFT OIL SEAL	1	
22	09282-17006	.OIL SEAL (17X30X4.5)	2	
23	09280-50009	O RING (D:3.1,ID:48.7)	1	

FIG.301A

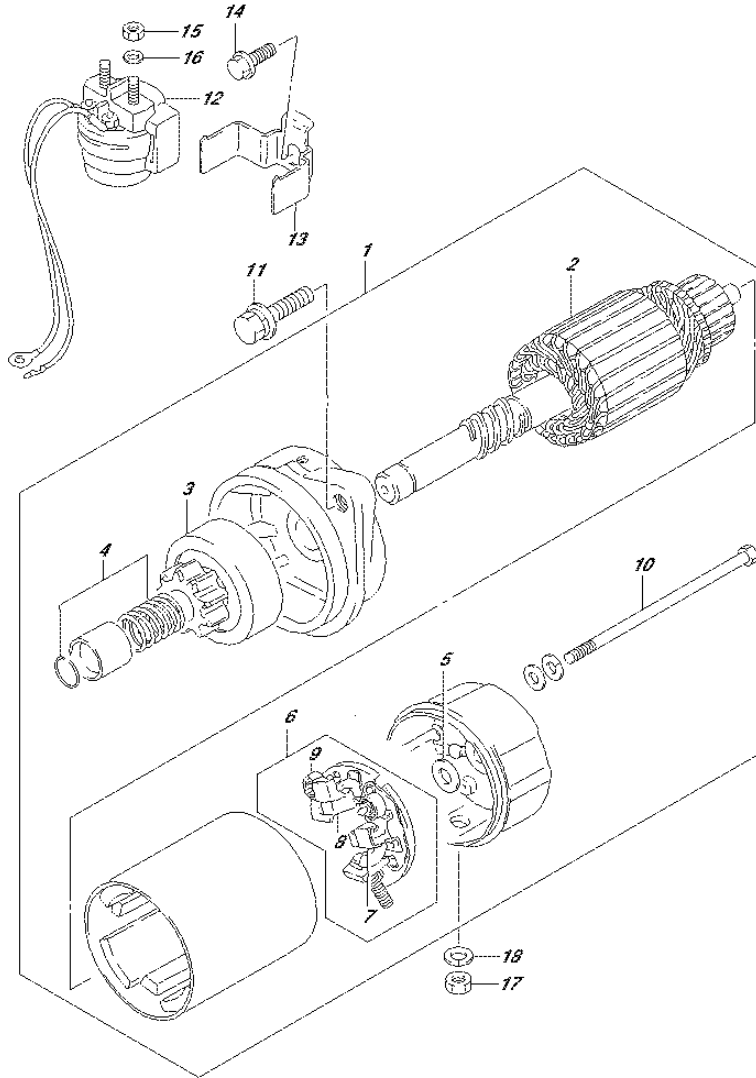


FIG.301A (1-D-14) STARTING MOTOR (DT30 P40)

REF NO.	PART NO.	DESCRIPTION	Q'TY	REMARKS
1	31100-94401	MOTOR ASSY, STARTING	1	
2	31310-96300	.ARMATURE	1	
3	31320-94400	.PISTON ASSY	1	
4	31312-96300	.STOPPER SET, PINION	1	
5	31360-96300	.WASHER	1	
6	31173-89J00	.HOLDER ASSY, BRUSH	1	
7	31131-96300	..BRUSH (+)	1	
8	31132-96300	..BRUSH (-)	1	
9	31135-89J00	..SPRING, BRUSH	2	
10	31281-93340	.BOLT	2	
11	01580-08257	BOLT	2	
12	31800-94401	RELAY ASSY, STARTING MOTOR	1	
13	31805-96350	BRACKET, STARTING MOTOR	1	
14	01550-06167	BOLT	1	
15	08310-00067	NUT	2	
16	08321-01067	WASHER	2	
17	08310-00067	NUT	1	
18	08321-01067	WASHER	1	

FIG.301B

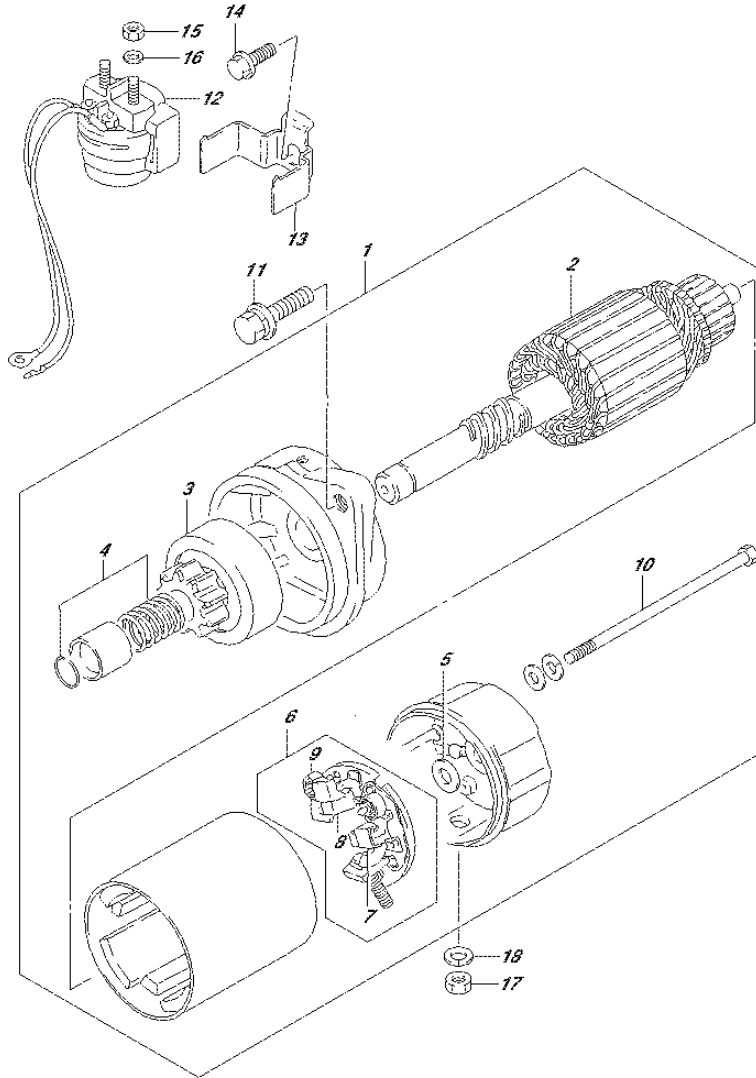


FIG.301B (1-D-15) STARTING MOTOR (DT30R P40)

REF NO.	PART NO.	DESCRIPTION	Q'TY	REMARKS
1	31100-94401	MOTOR ASSY, STARTING	1	
2	31310-96300	.ARMATURE	1	
3	31320-94400	.PISTON ASSY	1	
4	31312-96300	.STOPPER SET, PINION	1	
5	31360-96300	.WASHER	1	
6	31173-89J00	.HOLDER ASSY, BRUSH	1	
7	31131-96300	..BRUSH (+)	1	
8	31132-96300	..BRUSH (-)	1	
9	31135-89J00	..SPRING, BRUSH	2	
10	31281-93340	.BOLT	2	
11	01580-08257	BOLT	2	
12	31800-94401	RELAY ASSY, STARTING MOTOR	1	
13	31805-96350	BRACKET, STARTING MOTOR	1	
14	01550-06167	BOLT	1	
15	08310-00067	NUT	2	
16	08321-01067	WASHER	2	
17	08310-00067	NUT	1	
18	08321-01067	WASHER	1	

FIG.303A

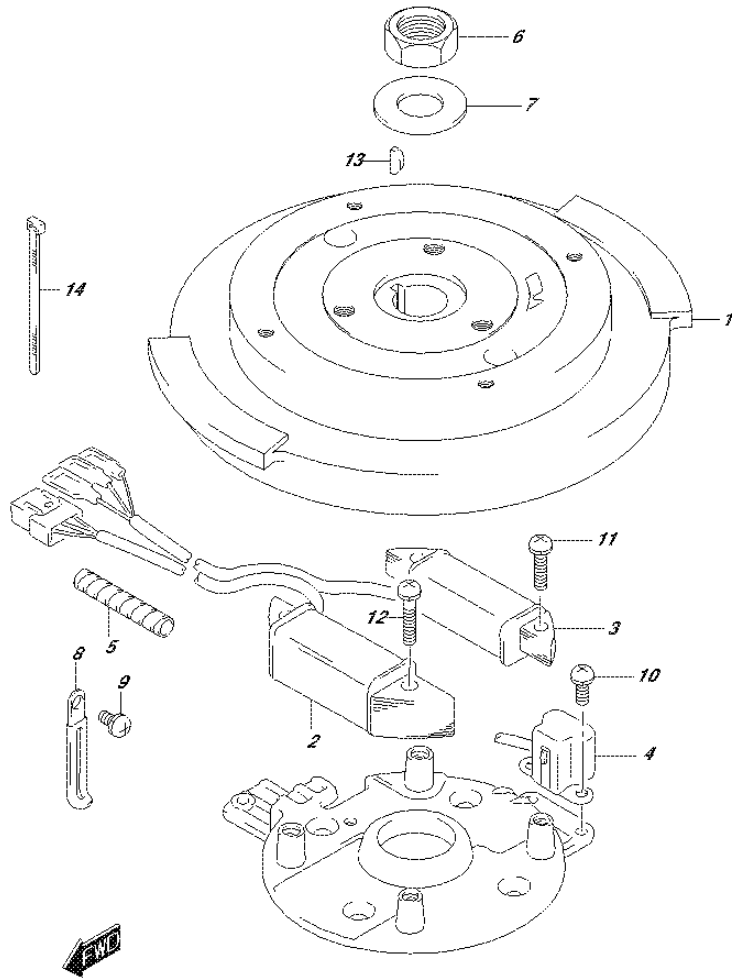


FIG.303A (1-E-2) MAGNETO (DT25K P36)

REF NO.	PART NO.	DESCRIPTION	Q'TY	REMARKS
1	32102-96472	FLYWHEEL	1	
2	32120-96320	COIL, LIGHTING	1	
3	32140-96310	COIL, PRIMARY	1	
4	32150-96340	COIL, IGNITION TIMING	1	
5	33833-91J00	TUBE	1	L:250->50
6	09140-18014	NUT	1	
7	09160-18011	WASHER (18.5X35X4)	1	
8	29404-93J10	CLAMP	2	
9	02112-35087	SCREW	1	
10	02112-35127	SCREW	2	
11	02112-35207	SCREW	2	
12	02112-35257	SCREW	2	
13	09420-04008	KEY	1	
14	09407-14407	CLAMP (L:145)	1	

FIG.303B

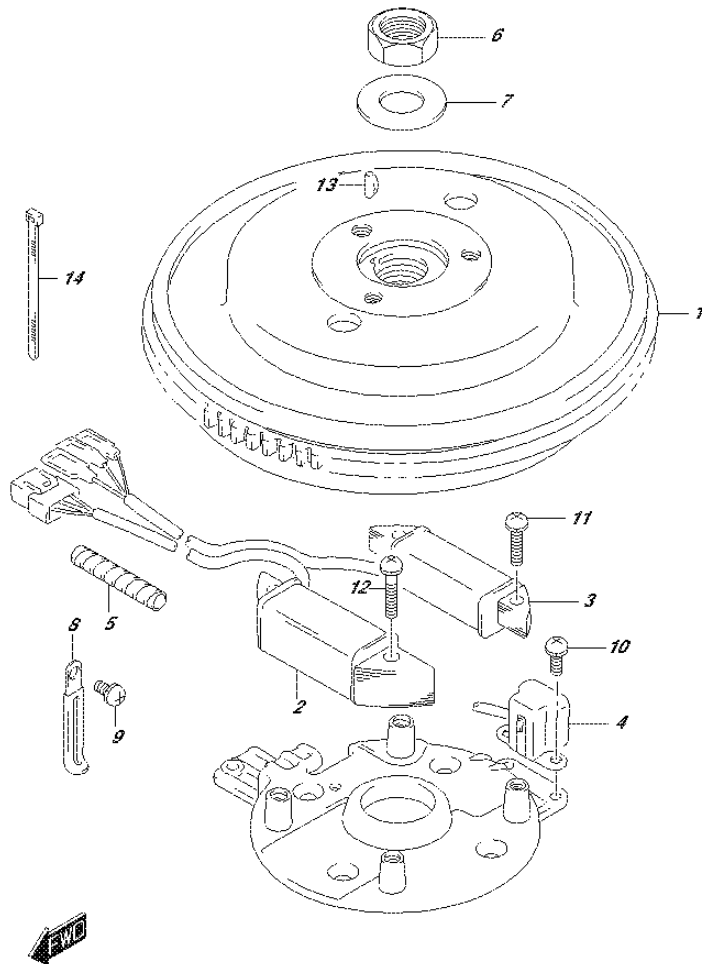


FIG.303B (1-E-3) MAGNETO (DT30 P40)

REF NO.	PART NO.	DESCRIPTION	Q'TY	REMARKS
1	32102-96462	FLYWHEEL	1	
2-1	32120-96330	COIL, LIGHTING	1	W/ELECTRIC STARTER
2-2	32120-96320	COIL, LIGHTING	1	W/MANUAL STARTER
3	32140-96310	COIL, PRIMARY	1	
4	32150-96340	COIL, IGNITION TIMING	1	
5	33833-91J00	TUBE	1	L:250->50
6	09140-18014	NUT	1	
7	09160-18011	WASHER (18.5X35X4)	1	
8	29404-93J10	CLAMP	2	
9	02112-35087	SCREW	1	
10	02112-35127	SCREW	2	
11	02112-35207	SCREW	2	
12	02112-35257	SCREW	2	
13	09420-04008	KEY	1	
14	09407-14407	CLAMP (L:145)	1	

FIG.303C

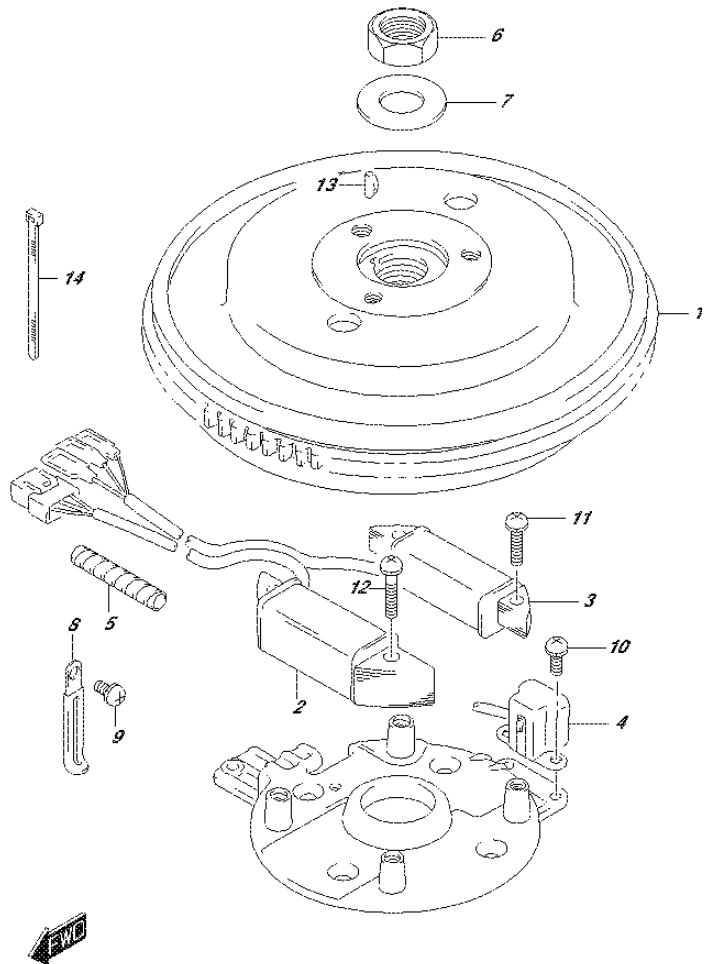


FIG.303C (1-E-4) MAGNETO (DT30R P40)

REF NO.	PART NO.	DESCRIPTION	Q'TY	REMARKS
1	32102-96462	FLYWHEEL	1	
2	32120-96330	COIL, LIGHTING	1	
3	32140-96310	COIL, PRIMARY	1	
4	32150-96340	COIL, IGNITION TIMING	1	
5	33833-91J00	TUBE	1	L:250->50
6	09140-18014	NUT	1	
7	09160-18011	WASHER (18.5X35X4)	1	
8	29404-93J10	CLAMP	2	
9	02112-35087	SCREW	1	
10	02112-35127	SCREW	2	
11	02112-35207	SCREW	2	
12	02112-35257	SCREW	2	
13	09420-04008	KEY	1	
14	09407-14407	CLAMP (L:145)	1	

FIG.308A

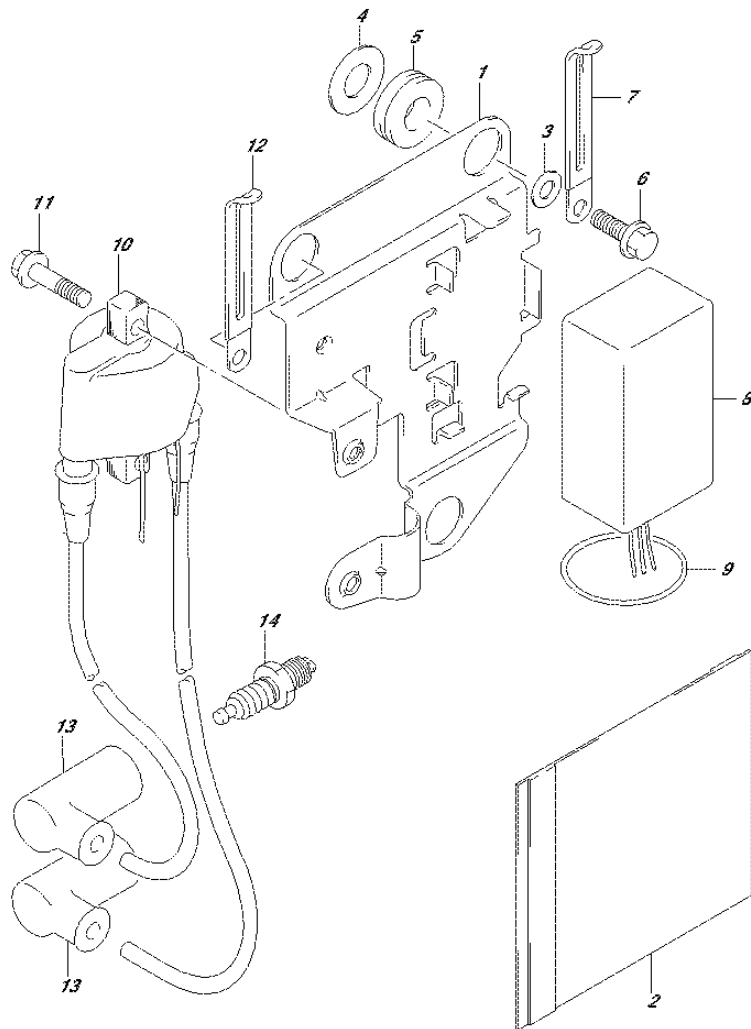


FIG.308A (1-E-5) IGNITION (DT25K P36)

REF NO.	PART NO.	DESCRIPTION	Q'TY	REMARKS
1	32890-91L00	HOLDER, ELECTRIC PARTS	1	
2	32916-92L00	COVER, CONNECTOR	1	
3	09160-06054	WASHER (6.5X22X1.6)	3	
4	09160-12007	WASHER (12.5X26X1.6)	3	
5	09320-12011	CUSHION	3	
6	01550-06127	BOLT	3	
7	29404-93J10	CLAMP	1	
8	32900-963B0	UNIT, CDI	1	
9	09280-76005	O RING (D:3.5,ID;76)	1	
10	33410-96311	COIL ASSY, IGNITION	1	
11	01550-06167	BOLT	2	
12	29404-93J10	CLAMP, IGN COIL LEAD	1	
13	33510-95520	CAP, SPARK PLUG	2	
14	09482-00532	SPARK PLUG (B7HS-10)	2	NGK

FIG.308B

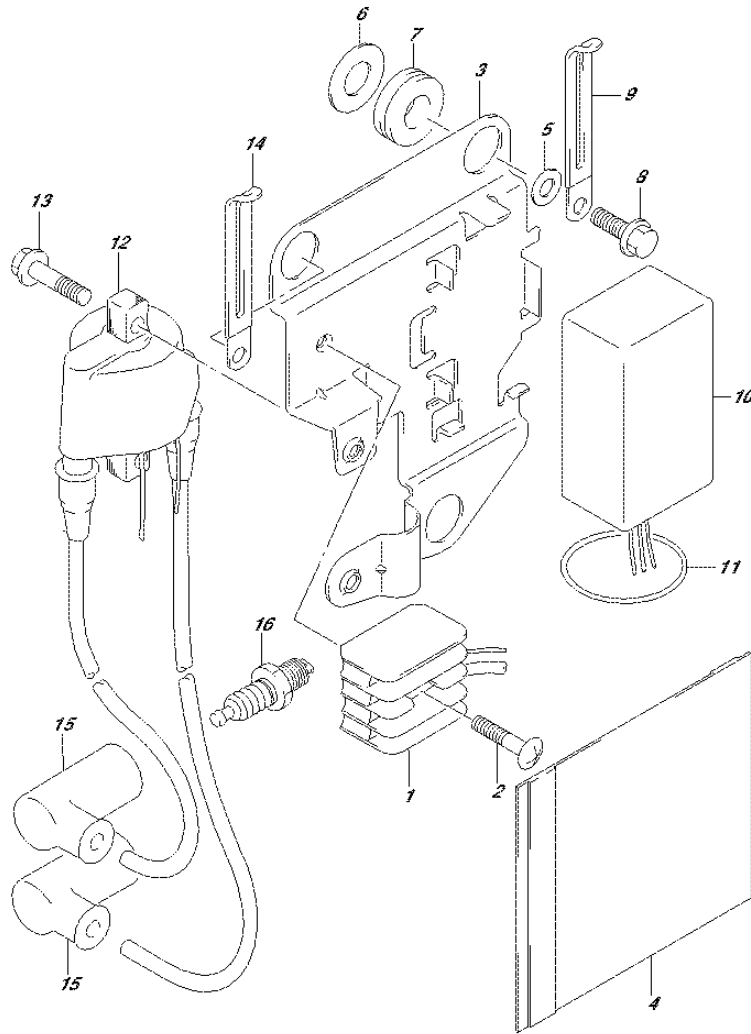


FIG.308B (1-E-6) IGNITION (DT30 P40)

REF NO.	PART NO.	DESCRIPTION	Q'TY	REMARKS
1	32800-95D01	RECTIFIER ASSY	1	W/ELECTRIC STARTER
2	02142-05257	SCREW	1	W/ELECTRIC STARTER
3	32890-91L00	HOLDER, ELECTRIC PARTS	1	
4	32916-92L00	COVER, CONNECTOR	1	
5	09160-06054	WASHER (6.5X22X1.6)	3	
6	09160-12007	WASHER (12.5X26X1.6)	3	
7	09320-12011	CUSHION	3	
8	01550-06127	BOLT	3	
9	29404-93J10	CLAMP	1	
10	32900-963A0	UNIT, CDI	1	
11	09280-76005	O RING (D:3.5,ID:76)	1	
12	33410-96300	COIL ASSY, IGNITION	1	
13	01550-06167	BOLT	2	
14	29404-93J10	CLAMP, IGN COIL LEAD	1	
15	33510-90L00	CAP, SPARK PLUG	2	
16	09482-00533	SPARK PLUG (BR7HS-10)	2	NGK

FIG.308C

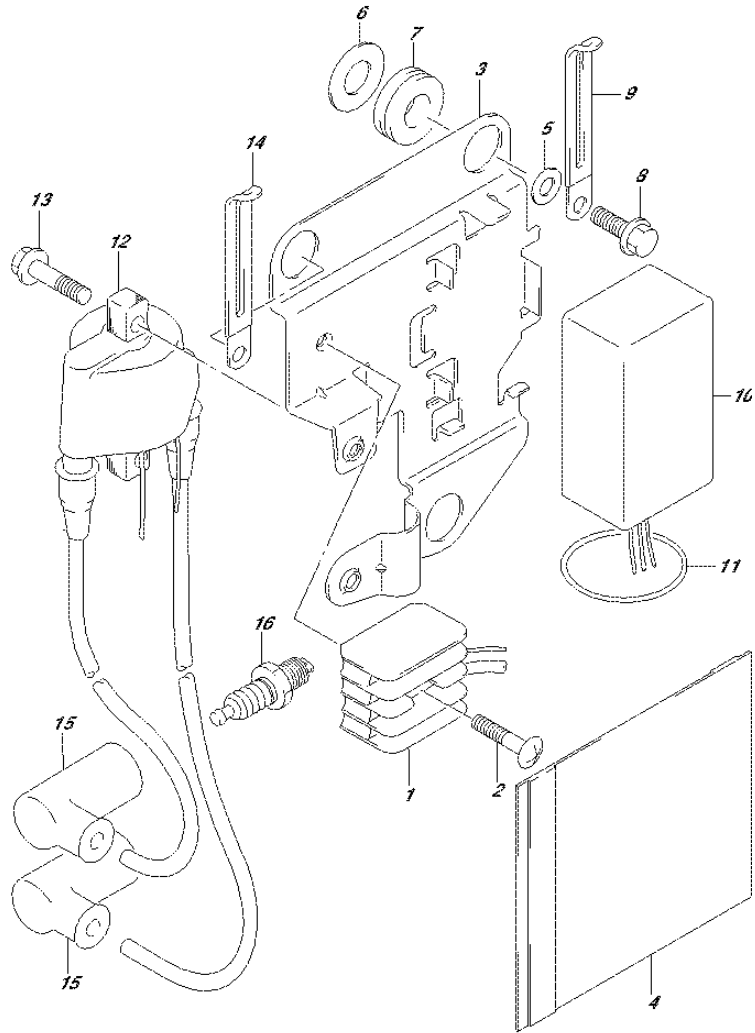


FIG.308C (1-E-7) IGNITION (DT30R P40)

REF NO.	PART NO.	DESCRIPTION	Q'TY	REMARKS
1	32800-95D01	RECTIFIER ASSY	1	
2	02142-05257	SCREW	1	
3	32890-91L00	HOLDER, ELECTRIC PARTS	1	
4	32916-92L00	COVER, CONNECTOR	1	
5	09160-06054	WASHER (6.5X22X1.6)	3	
6	09160-12007	WASHER (12.5X26X1.6)	3	
7	09320-12011	CUSHION	3	
8	01550-06127	BOLT	3	
9	29404-93J10	CLAMP	1	
10	32900-963A0	UNIT, CDI	1	
11	09280-76005	O RING (D:3.5,ID:76)	1	
12	33410-96300	COIL ASSY, IGNITION	1	
13	01550-06167	BOLT	2	
14	29404-93J10	CLAMP, IGN COIL LEAD	1	
15	33510-90L00	CAP, SPARK PLUG	2	
16	09482-00533	SPARK PLUG (BR7HS-10)	2	NGK

FIG.322A

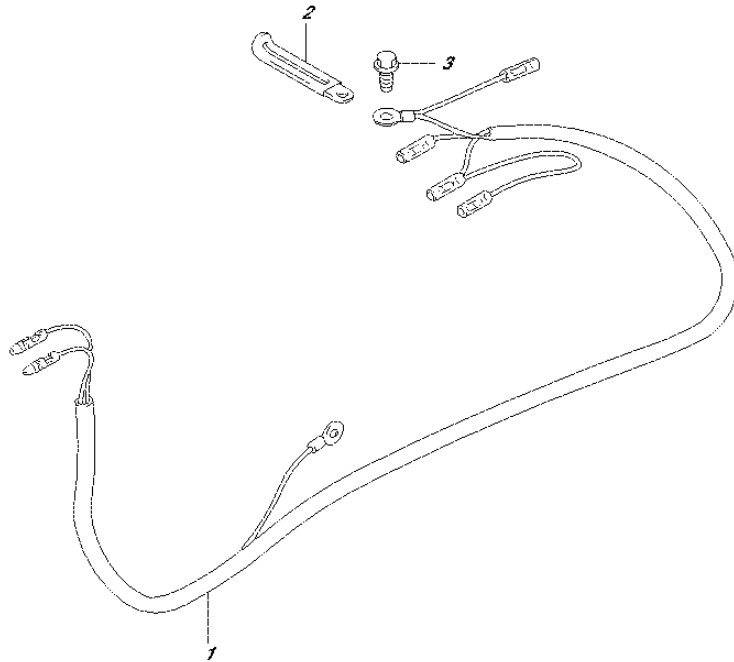


FIG.322A (1-E-8) HARNESS (DT25K P36)

REF NO.	PART NO.	DESCRIPTION	Q'TY	REMARKS
1	36610-91L00	WIRING HARNESS	1	
2	29404-93J10	CLAMP	1	
3	01550-06167	BOLT	1	GROUND

FIG.322B

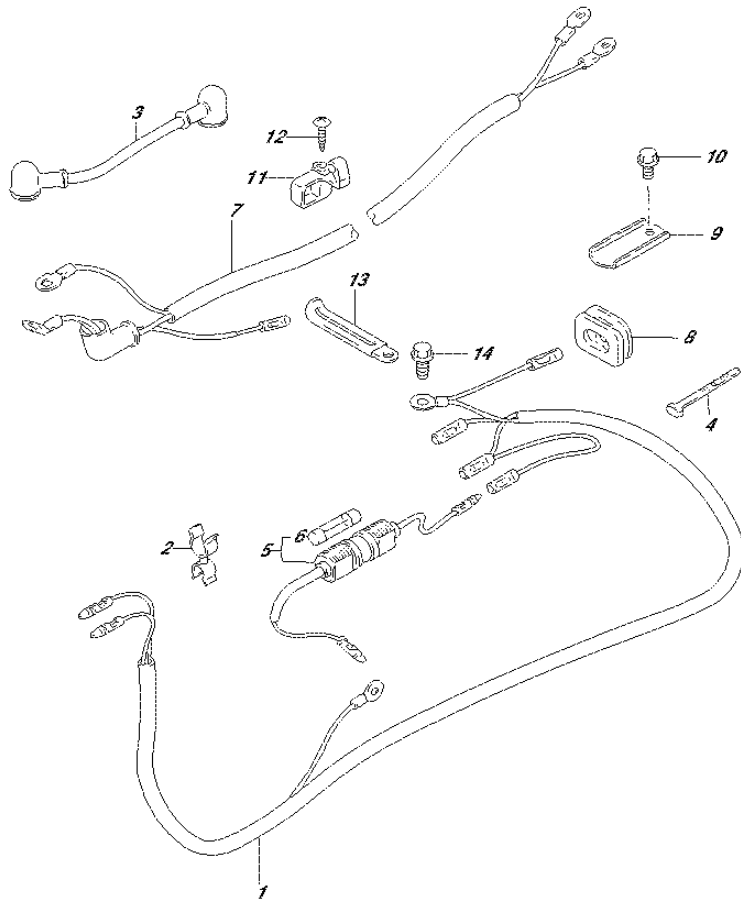


FIG.322B (1-E-9) HARNESS (DT30 P40)

REF NO.	PART NO.	DESCRIPTION	Q'TY	REMARKS
1	36610-91L00	WIRING HARNESS	1	
2	09408-00045	CLAMP	1	W/ELECTRIC STARTER
3	33820-89E01	CABLE ASSY, STARTER MOTOR SUB	1	W/ELECTRIC STARTER
4	09407-14403	CLAMP (L:125)	1	W/ELECTRIC STARTER
5	36740-95253	FUSE CASE ASSY	1	W/ELECTRIC STARTER
6	09481-20001	.FUSE (20A)	1	W/ELECTRIC STARTER
7	33810-96305	CABLE, STARTER	1	W/ELECTRIC STARTER
8	33811-96300	GROMMET, STARTER CABLE	1	W/ELECTRIC STARTER
9	33815-94501	PROTECTOR, CABLE	1	W/ELECTRIC STARTER
10	01550-06167	BOLT	1	W/ELECTRIC STARTER
11	33816-96300	CLAMP, STARTER CABLE	1	W/ELECTRIC STARTER
12	03241-0625A	SCREW	1	W/ELECTRIC STARTER
13	29404-93J10	CLAMP	1	
14-1	01550-06167	BOLT	1	HARNESS W/ELECTRIC STARTER
14-2	01550-06167	BOLT	1	GROUND W/MANUAL STARTER

FIG.322C

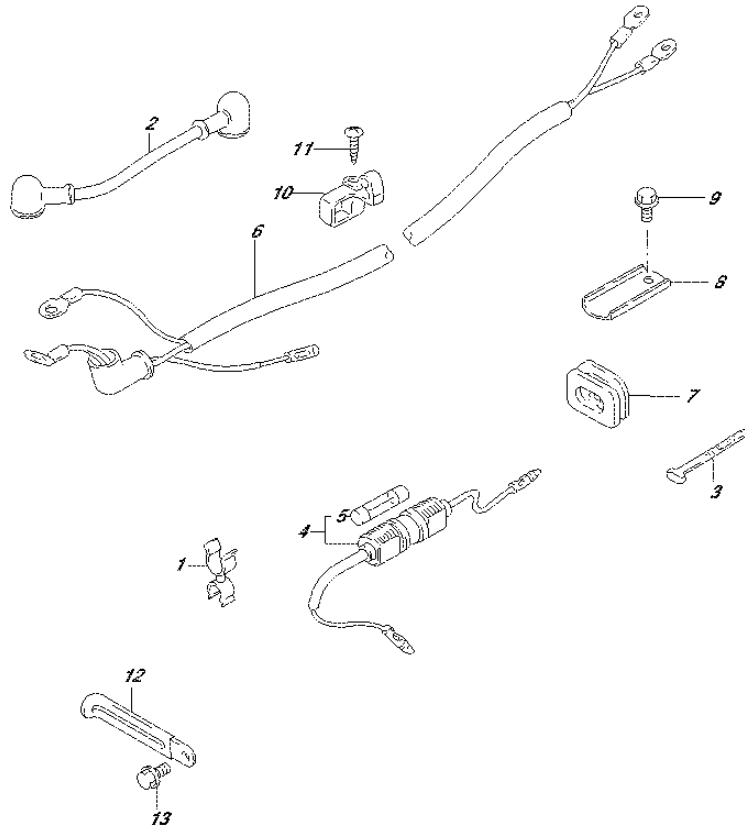


FIG.322C (1-E-10) HARNESS (DT30R P40)

REF NO.	PART NO.	DESCRIPTION	Q'TY	REMARKS
1	09408-00045	CLAMP	1	
2	33820-89E01	CABLE ASSY, STARTER MOTOR SUB	1	
3	09407-14403	CLAMP (L:125)	1	
4	36740-95253	FUSE CASE ASSY	1	
5	09481-20001	.FUSE (20A)	1	
6	33810-96305	CABLE, STARTER	1	
7	33811-96300	GROMMET, STARTER CABLE	1	
8	33815-94501	PROTECTOR, CABLE	1	
9	01550-06167	BOLT	1	
10	33816-96300	CLAMP, STARTER CABLE	1	
11	03241-0625A	SCREW	1	
12	29404-93J10	CLAMP	1	
13	01550-06167	BOLT	1	HARNESS

FIG.324A

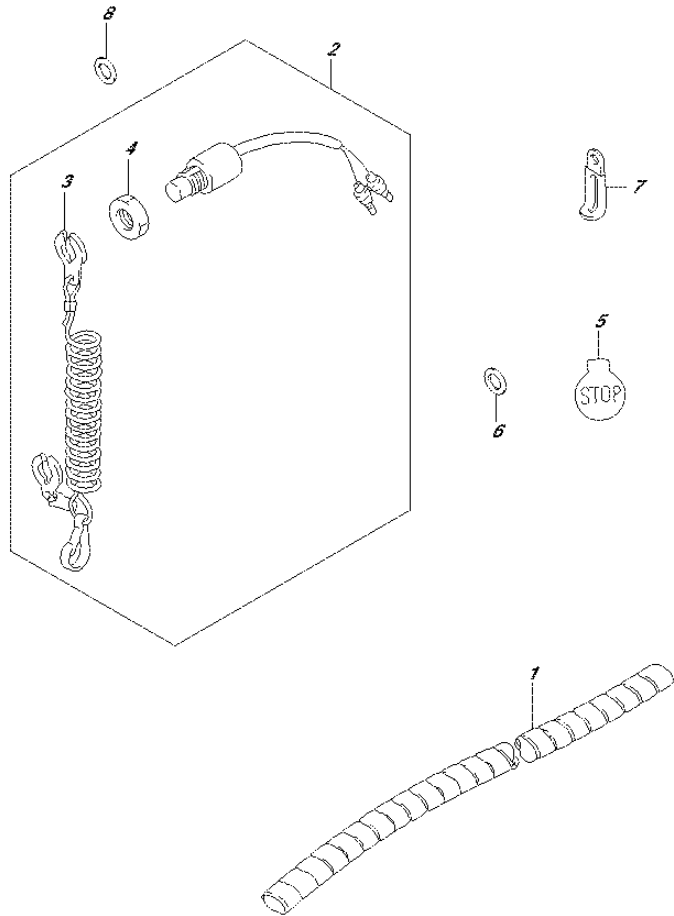


FIG.324A (1-E-11) SWITCH (DT25K P36)

REF NO.	PART NO.	DESCRIPTION	Q'TY	REMARKS
1	33833-91J00	TUBE, WIRING HARNESS (L:250)	1	L:250->50
2	37830-92L01	SWITCH, EMERGENCY & STOP	1	
3	37823-97J00	.PLATE, LOCK	1	
4	37826-97J00	.NUT	1	
5	37835-95D00	LABEL, STOP	1	
6	09160-16053	SPACER (16X20X2)	1	
7	09404-12201	CLAMP (L:73)	1	
8	56123-986L0	WASHER, EMER & STOP SW	1	

FIG.324B

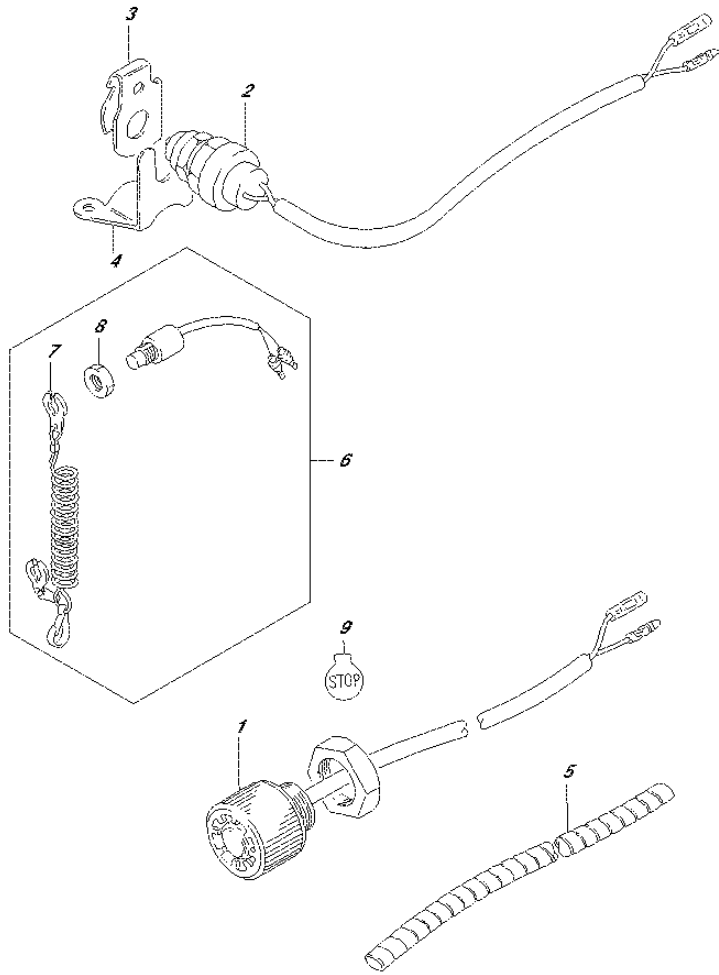


FIG.324B (1-E-12) SWITCH (DT30 P40)

REF NO.	PART NO.	DESCRIPTION	Q'TY	REMARKS
1	37160-96322	SWITCH, START	1	W/ELECTRIC STARTER
2	37721-96354	SWITCH, NEUTRAL	1	W/ELECTRIC STARTER
3	37725-94302	ACTUATOR, NEUTRAL SWITCH	1	W/ELECTRIC STARTER
4	37726-96303	BRACKET, NEUTRAL SWITCH	1	W/ELECTRIC STARTER
5	33833-91J00	TUBE, WIRING HARNESS (L:250)	1	L:250->50
6	37830-92L01	SWITCH, EMERGENCY & STOP	1	
7	37823-97J00	.PLATE, LOCK	1	
8	37826-97J00	.NUT	1	
9	37835-95D00	LABEL, STOP	1	

FIG.324C

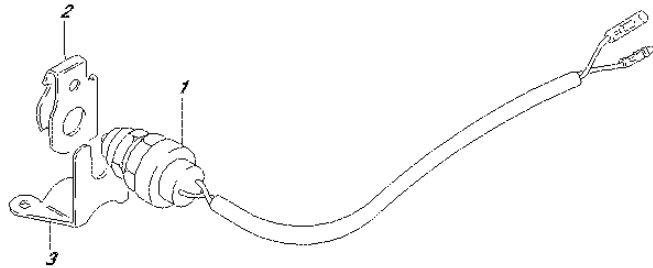


FIG.324C (1-E-13) SWITCH (DT30R P40)

REF NO.	PART NO.	DESCRIPTION	Q'TY	REMARKS
1	37721-96354	SWITCH, NEUTRAL	1	
2	37725-94302	ACTUATOR, NEUTRAL SWITCH	1	
3	37726-96303	BRACKET, NEUTRAL SWITCH	1	
4	38600-96301	SOLENOID, CHOKE	1	
5	02112-35127	SCREW	2	
6	33833-91J00	TUBE, WIRING HARNESS (L:250)	1	L:250->50
7	36630-96311	WIRING HARNESS, REMO-CON 1	1	
8	36630-96321	WIRING HARNESS, REMO-CON 2	1	
9	36631-94300	.CAP	1	
10	36612-93900	GROMMET, REMOCOON HARNESS	1	

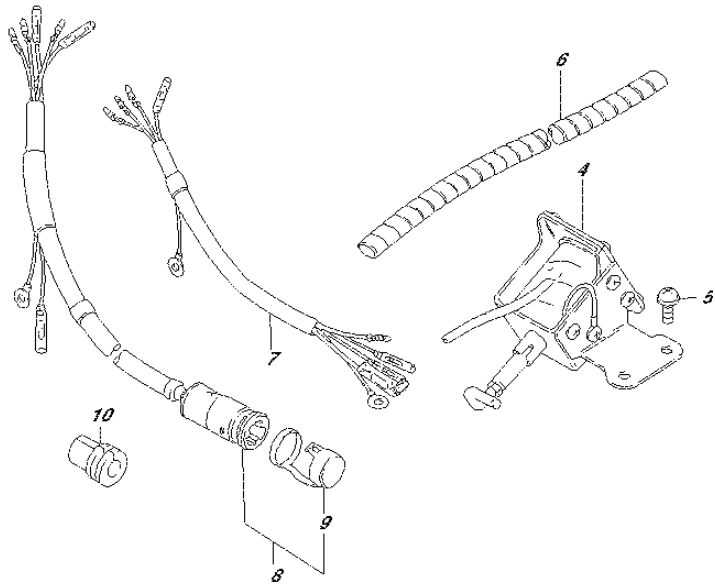


FIG.335A

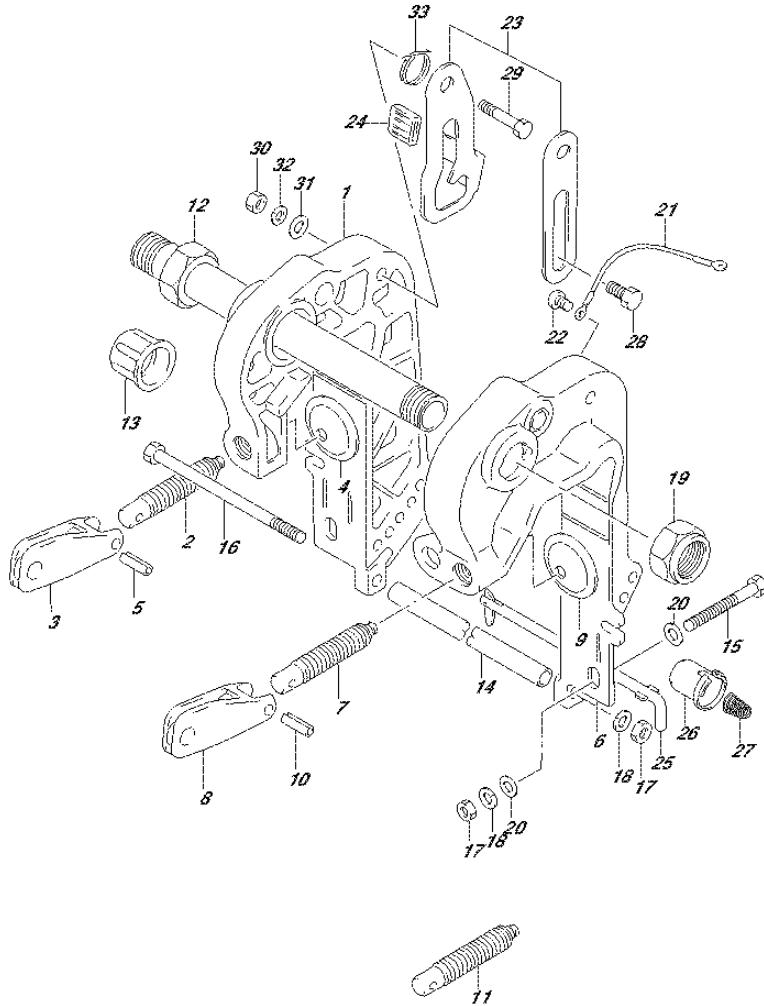


FIG.335A (1-E-14) CLAMP BRACKET

REF NO.	PART NO.	DESCRIPTION	Q'TY	REMARKS
1	41111-91L00-0EP	BRACKET, CLAMP STBD (BLACK)	1	
2	41211-93003	SCREW, CLAMP	1	
3	41212-91L00-0EP	HANDLE, CLAMP (BLACK)	1	
4	41213-94J01	PLATE, CLAMP	1	
5	09205-06021	SPRING PIN	1	
6	41121-91L00-0EP	BRACKET, CLAMP PORT (BLACK)	1	
7	41211-93003	SCREW, CLAMP	1	
8	41212-91L00-0EP	HANDLE, CLAMP (BLACK)	1	
9	41213-94J01	PLATE, CLAMP	1	
10	09205-06021	SPRING PIN	1	
11-1	41211-93900	SCREW, CLAMP	2	OPT
11-2	41211-93003	SCREW, CLAMP	2	OPT
11-3	41211-93920	SCREW, CLAMP	2	OPT
12	41130-91L00	SHAFT, CLAMP BRACKET	1	
13	41151-94500	CAP, CLAMP BRACKET SHAFT	2	
14	09180-09024	SPACER (9.2X13.8X128)	1	
15	09100-08311	BOLT (8X90)	2	
16	09100-08313	BOLT (8X165)	1	
17	09140-08023-XC0	NUT	3	
18	29162-93J10	WASHER, LOCK (8.2X15.4X2.0)	3	
19	09159-22006	NUT	1	
20	09160-08081	WASHER (8.5X23X1.5)	4	
21	36894-95201	LEAD	1	
22	29125-93J10	SCREW (5X8)	2	
23	41200-91L00	ARM ASSY, TILT	1	
24	41225-94400	RUBBER, TILT LOCK ARM	1	
25	45420-91LL0	PIN, TILT LOCK	1	
26	45425-94J01	STOPPER, TILT LOCK PIN	1	
27	09441-17001	SPRING	1	
28	09111-10067	BOLT (10X20.5)	2	
29	09111-10068	BOLT (10X48.5)	2	
30	29141-93J20	NUT	2	
31	09160-10082	WASHER (10.5X19X2)	2	
32	09162-10005	LOCK WASHER	2	
33	09448-29015	SPRING	1	

FIG.336A

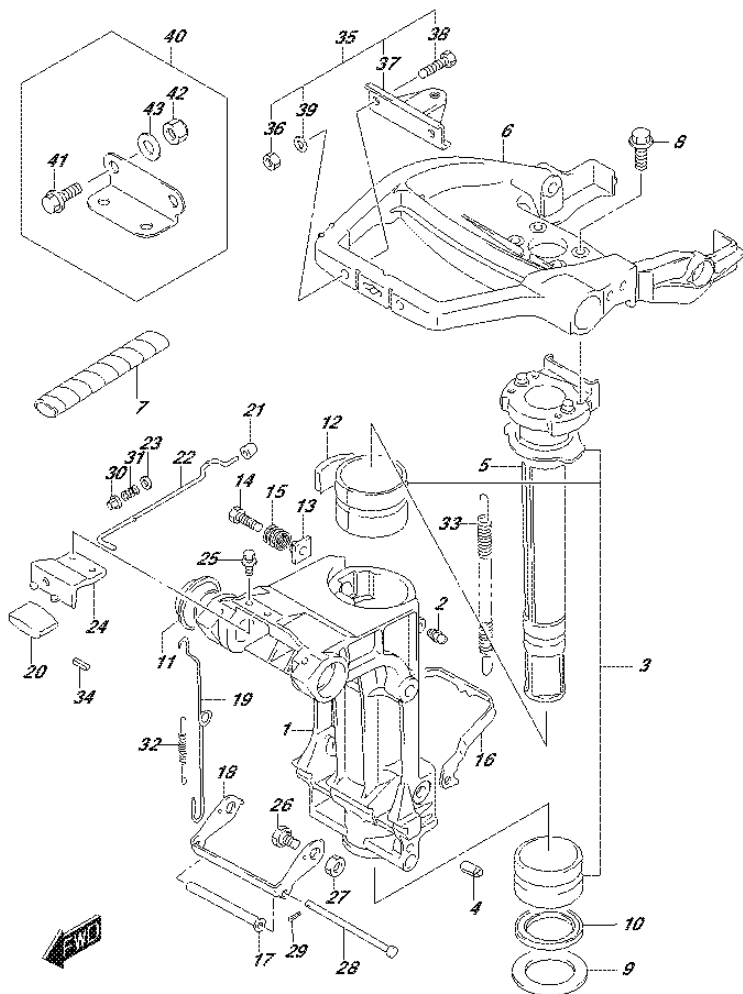


FIG.336A (1-E-15) SWIVEL BRACKET (DT25K P36)

REF NO.	PART NO.	DESCRIPTION	Q'TY	REMARKS
1	43111-91L02-0EP	BRACKET, SWIVEL (BLACK)	1	
2	22511-99011	NIPPLE, SWIVEL BRKT GREASE	4	
3	43710-91L00	BUSH SET, STEERING	1	
4	09205-06013	SPRING PIN (6X16)	1	
5	43741-91L00-0EP	SHAFT, PILOT (BLACK)	1	
6	43751-91L00-0EP	BRACKET, STEERING (BLACK)	1	
7	43753-96310	TUBE, THROTTLE CABLE	1	
8	09116-08149	BOLT (8X22)	4	
9	09160-40005	WASHER (40X58X2)	1	
10	09284-40001	OIL SEAL (40X49X4)	1	
11	09306-22004	BUSH	2	
12	43411-96300	ADJUSTER, STEERING	1	
13	43421-91L00	BUSH	1	
14	09119-08104	BOLT (8X23)	1	
15	09440-12036	SPRING	1	
16	45231-91L00	ARM, REVERSE LOCK	1	
17	45246-91L00	SPACER	1	
18	45241-91L00	LINK, REVERSE LOCK ARM	1	
19	45252-91L00	LINK, RELEASE LEVER	1	
20	45255-96302	KNOB, RELEASE LEVER	1	
21	45257-96300	BUSH, RELEASE LEVER	1	
22	45260-96300	LEVER, RELEASE	1	
23	09160-04012	WASHER (4.2X10X1)	1	
24	45311-91L00-0EP	BRACKET, RELEASE LEVER (BLACK)	1	
25	09116-05010	BOLT (5X12)	2	
26	09111-10066	BOLT (10X16.5)	2	
27	09140-10032	NUT	2	
28	09200-05011	PIN (5X101)	1	
29	09204-01002	PIN	1	
30	09319-04001	BUSH	1	
31	09440-04021	SPRING	1	
32	09443-05013	SPRING	1	
33	09443-09036	SPRING	1	
34	09205-02006	SPRING PIN (2X12)	1	

FIG.336A

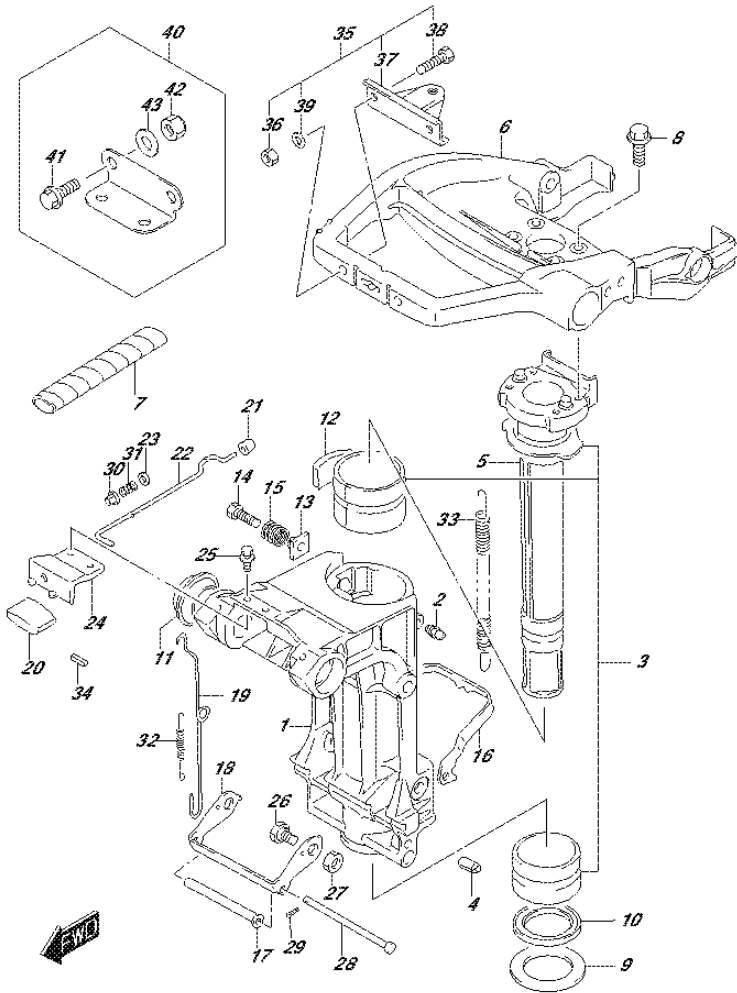
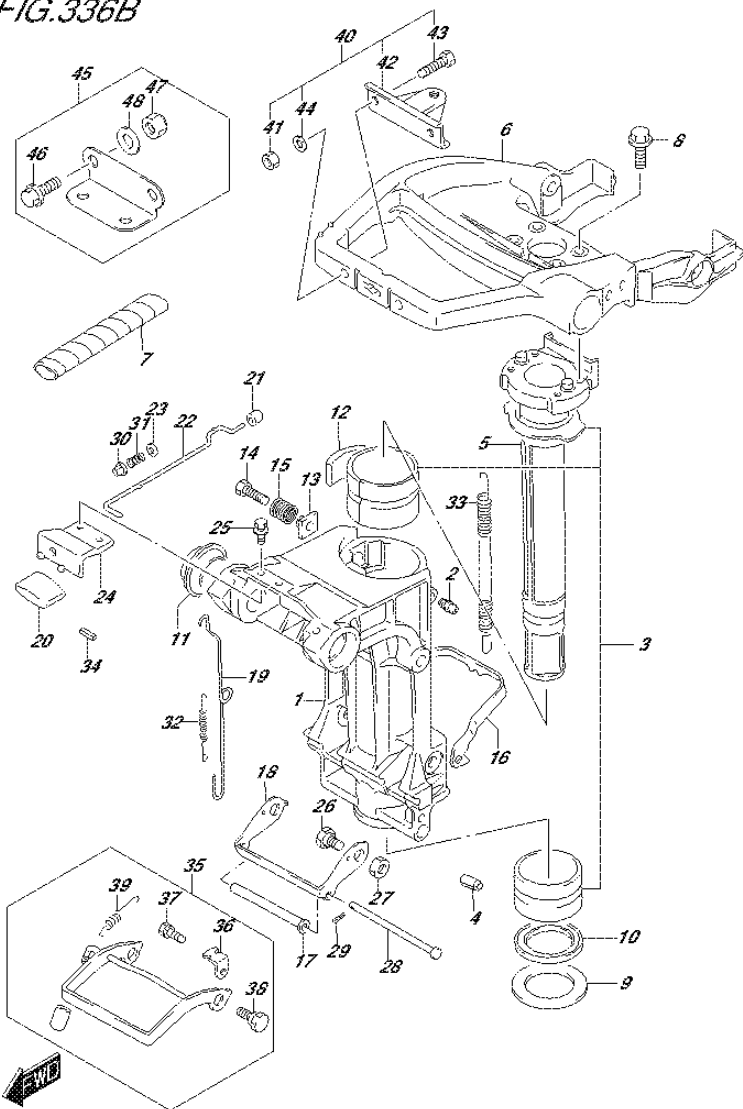


FIG.336A (1-F-2) SWIVEL BRACKET (DT25K P36)

REF NO.	PART NO.	DESCRIPTION	Q'TY	REMARKS
35	67100-96300	ATTACHMENT, STEERING ROPE END	1	OPT
36	09140-08023-XC0	.NUT	2	OPT
37	43755-96320	.ATTACHMENT, STEERING BRACKET	1	OPT
38	09100-08309	.BOLT (8X35)	2	OPT
39	29162-93J10	.LOCK WASHER	2	OPT
40	67110-99710	ATTACHMENT SET, STRG ROPE END	1	OPT
41	29116-93J10	.BOLT	2	OPT
42	09159-08059	.NUT	2	OPT
43	09160-08082	.WASHER (8.5X16X1.2)	2	OPT

FIG.336B



DT25_30_P40_015_336B
SWIVEL BRACKET

FIG.336B (1-F-3) SWIVEL BRACKET (DT30 P40)

REF NO.	PART NO.	DESCRIPTION	Q'TY	REMARKS
1	43111-91L02-OEP	BRACKET, SWIVEL (BLACK)	1	
2	22511-99011	NIPPLE, SWIVEL BRKT GREASE	4	
3	43710-91L00	BUSH SET, STEERING	1	
4	09205-06013	SPRING PIN (6X16)	1	
5	43741-91L00-OEP	SHAFT, PILOT (BLACK)	1	
6	43751-91L00-OEP	BRACKET, STEERING (BLACK)	1	
7	43753-96310	TUBE, THROTTLE CABLE	1	
8	09116-08149	BOLT (8X22)	4	
9	09160-40005	WASHER (40X58X2)	1	
10	09284-40001	OIL SEAL (40X49X4)	1	
11	09306-22004	BUSH	2	
12	43411-96300	ADJUSTER, STEERING	1	
13	43421-91L00	BUSH	1	
14	09119-08104	BOLT (8X23)	1	
15	09440-12036	SPRING	1	
16	45231-91L00	ARM, REVERSE LOCK	1	
17	45246-91L00	SPACER	1	
18	45241-91L00	LINK, REVERSE LOCK ARM	1	
19	45252-91L00	LINK, RELEASE LEVER	1	
20	45255-96302	KNOB, RELEASE LEVER	1	
21	45257-96300	BUSH, RELEASE LEVER	1	
22	45260-96300	LEVER, RELEASE	1	
23	09160-04012	WASHER (4.2X10X1)	1	
24	45311-91L00-OEP	BRACKET, RELEASE LEVER (BLACK)	1	
25	09116-05010	BOLT (5X12)	2	
26	09111-10066	BOLT (10X16.5)	2	
27	09140-10032	NUT	2	
28	09200-05011	PIN (5X101)	1	
29	09204-01002	PIN	1	
30	09319-04001	BUSH	1	
31	09440-04021	SPRING	1	
32	09443-05013	SPRING	1	
33	09443-09036	SPRING	1	
34	09205-02006	SPRING PIN (2X12)	1	

DT25_30_P40_015

FIG.336B

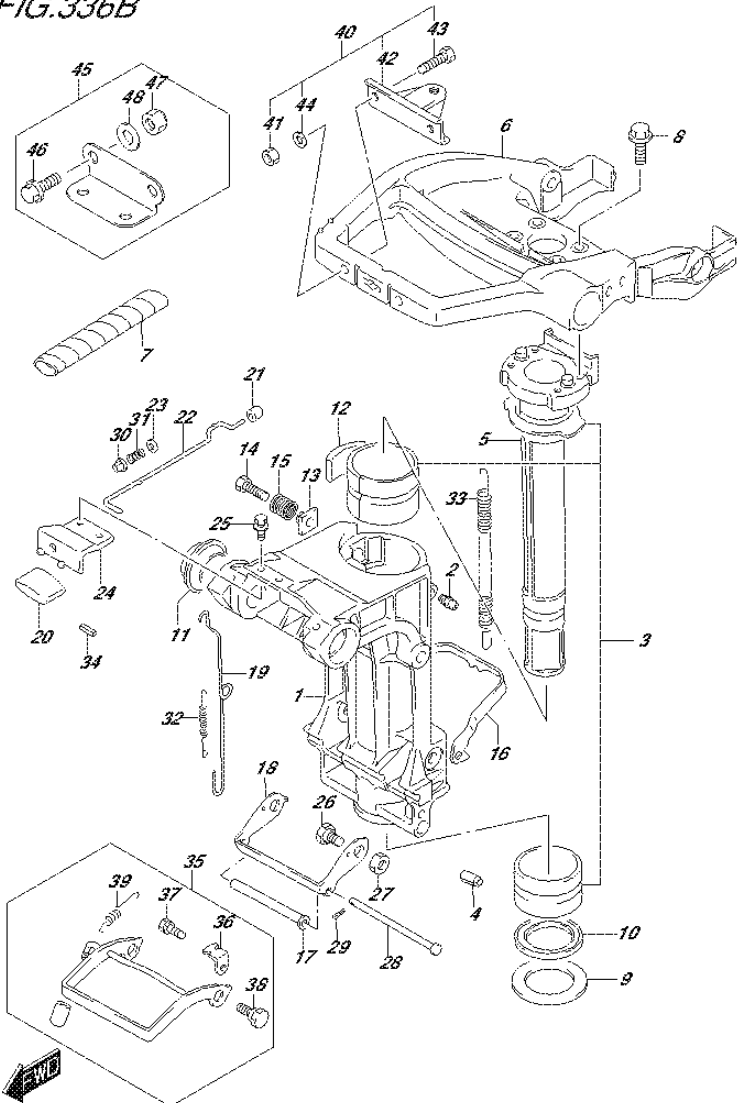
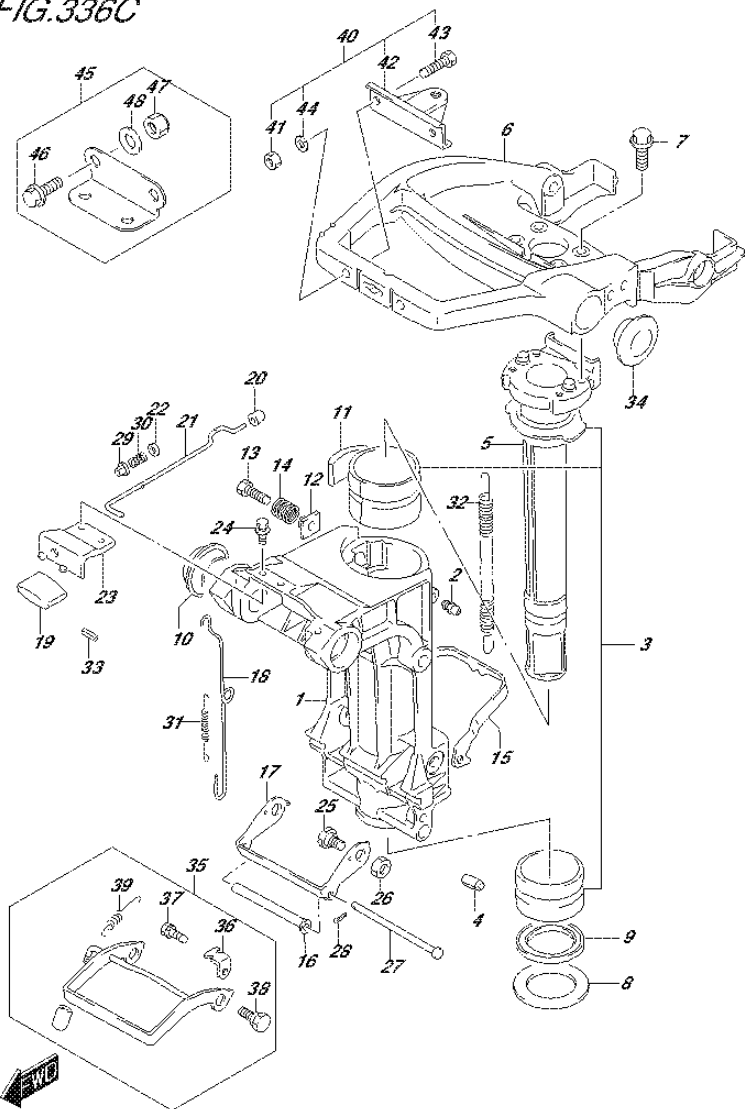


FIG.336B (1-F-4) SWIVEL BRACKET (DT30 P40)

REF NO.	PART NO.	DESCRIPTION	Q'TY	REMARKS
35	45700-91L10	SHALLOW DRIVE ASSY	1	
36	45731-96312	.PLATE	1	
37	09116-06225	.BOLT (6X15)	1	
38	09111-10067	.BOLT (10X20.5)	2	
39	09443-08031	.SPRING	1	
40	67100-96300	ATTACHMENT, STEERING ROPE END	1	OPT
41	09140-08023-XCO	.NUT	2	OPT
42	43755-96320	ATTACHMENT, STEERING BRACKET	1	OPT
43	09100-08309	.BOLT (8X35)	2	OPT
44	29162-93J10	.LOCK WASHER	2	OPT
45	67110-99710	ATTACHMENT SET, STRG ROPE END	1	OPT
46	29116-93J10	.BOLT	2	OPT
47	09159-08059	.NUT	2	OPT
48	09160-08082	.WASHER (8.5X16X1.2)	2	OPT

FIG.336C



DT25_30_P40_015_336C
SWIVEL BRACKET

FIG.336C (1-F-5) SWIVEL BRACKET (DT30R P40)

REF NO.	PART NO.	DESCRIPTION	Q'TY	REMARKS
1	43111-91L02-OEP	BRACKET, SWIVEL (BLACK)	1	
2	22511-99011	NIPPLE, SWIVEL BRKT GREASE	4	
3	43710-91L00	BUSH SET, STEERING	1	
4	09205-06013	SPRING PIN (6X16)	1	
5	43741-91L00-OEP	SHAFT, PILOT (BLACK)	1	
6	43751-91L00-OEP	BRACKET, STEERING (BLACK)	1	
7	09116-08149	BOLT (8X22)	4	
8	09160-40005	WASHER (40X58X2)	1	
9	09284-40001	OIL SEAL (40X49X4)	1	
10	09306-22004	BUSH	2	
11	43411-96300	ADJUSTER, STEERING	1	
12	43421-91L00	BUSH	1	
13	09119-08104	BOLT (8X23)	1	
14	09440-12036	SPRING	1	
15	45231-91L00	ARM, REVERSE LOCK	1	
16	45246-91L00	SPACER	1	
17	45241-91L00	LINK, REVERSE LOCK ARM	1	
18	45252-91L00	LINK, RELEASE LEVER	1	
19	45255-96302	KNOB, RELEASE LEVER	1	
20	45257-96300	BUSH, RELEASE LEVER	1	
21	45260-96300	LEVER, RELEASE	1	
22	09160-04012	WASHER (4.2X10X1)	1	
23	45311-91L00-OEP	BRACKET, RELEASE LEVER (BLACK)	1	
24	09116-05010	BOLT (5X12)	2	
25	09111-10066	BOLT (10X16.5)	2	
26	09140-10032	NUT	2	
27	09200-05011	PIN (5X101)	1	
28	09204-01002	PIN	1	
29	09319-04001	BUSH	1	
30	09440-04021	SPRING	1	
31	09443-05013	SPRING	1	
32	09443-09036	SPRING	1	
33	09205-02006	SPRING PIN (2X12)	1	
34	09250-33001	CAP (OD:40)	1	

DT25_30_P40_015

FIG.336C

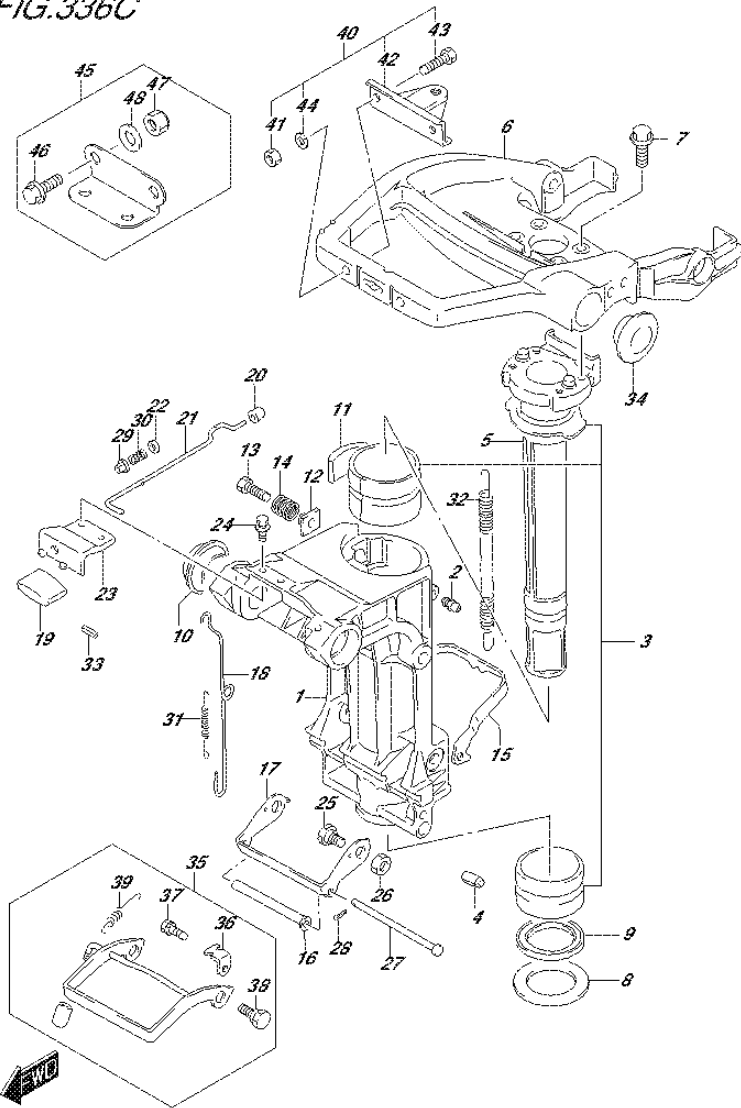


FIG.336C (1-F-6) SWIVEL BRACKET (DT30R P40)

REF NO.	PART NO.	DESCRIPTION	Q'TY	REMARKS
35	45700-91L10	SHALLOW DRIVE ASSY	1	
36	45731-96312	.PLATE	1	
37	09116-06225	.BOLT (6X15)	1	
38	09111-10067	.BOLT (10X20.5)	2	
39	09443-08031	.SPRING	1	
40	67100-96300	ATTACHMENT, STEERING ROPE END	1	OPT
41	09140-08023-XCO	.NUT	2	OPT
42	43755-96320	ATTACHMENT, STEERING BRACKET	1	OPT
43	09100-08309	.BOLT (8X35)	2	OPT
44	29162-93J10	.LOCK WASHER	2	OPT
45	67110-99710	ATTACHMENT SET, STRG ROPE END	1	OPT
46	29116-93J10	.BOLT	2	OPT
47	09159-08059	.NUT	2	OPT
48	09160-08082	.WASHER (8.5X16X1.2)	2	OPT

FIG.405A

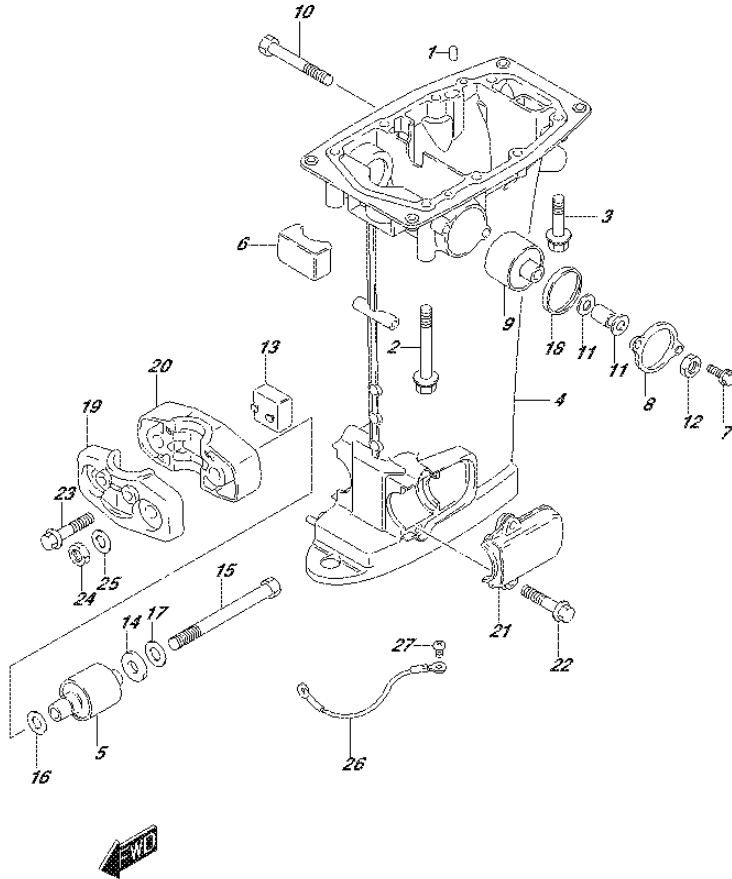


FIG.405A (1-F-7) DRIVE SHAFT HOUSING (DT25K P36)

REF NO.	PART NO.	DESCRIPTION	Q'TY	REMARKS
1	09202-06023	PIN (6X10)	2	
2	09118-08172	BOLT (8X85)	4	
3	09118-08169	BOLT (8X52)	4	
4	52110-91L50-0EP	HOUSING, DRIVE SHAFT (L) (BLACK)	1	
5	54160-96310	MOUNTING, LOWER	2	
6	54121-96301	MOUNTING, UPPER THRUST REVERSE	1	
7	09116-06226	BOLT (6X16)	4	
8	54137-91L10-0EP	COVER, UPPER MOUNT (BLACK)	2	
9	54130-96320	MOUNTING, UPPER	2	
10	09100-10318	BOLT (10X75)	2	
11	09160-10082	WASHER (10.5X19X2)	4	
12	09159-10050	NUT	2	
13	54151-96300	MOUNTING, LOWER THRUST	1	
14	54165-96310	DAMPER, REVERSE STOPPER	2	
15	09100-10319	BOLT (10X125)	2	
16	09160-10082	WASHER (10.5X19X2)	2	
17	09160-10083	WASHER (10.5X30X3.2)	2	
18	54138-96300	SLEEVE, UPPER MOUNT	2	
19	54211-91L10-0EP	BRACKET, LOWER MOUNT FRONT (BLACK)	1	
20	54212-91L10-0EP	BRACKET, LOWER MOUNT REAR (BLACK)	1	
21	54221-91L10-0EP	COVER, LOWER MOUNT (BLACK)	2	
22	09116-06232	BOLT (6X30)	4	
23	09116-08154	BOLT (8X40)	2	
24	09159-10050	NUT	2	
25	09160-10082	WASHER (10.5X19X2)	2	
26	36894-95201	LEAD (L:165)	1	
27	29125-93J10	SCREW (5X8)	2	

FIG. 405B

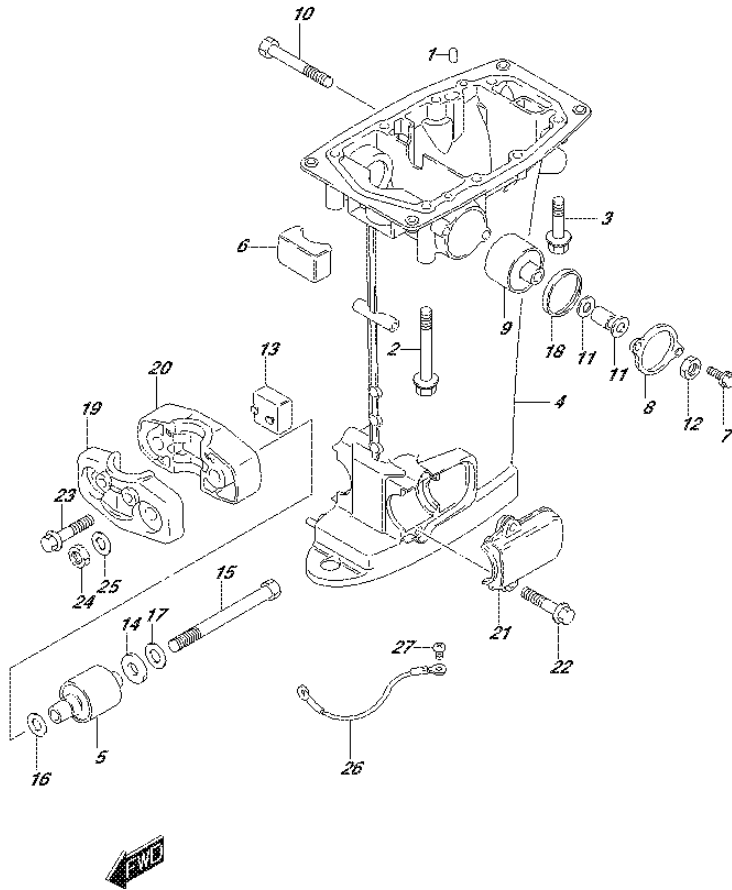


FIG.405B (1-F-8) DRIVE SHAFT HOUSING (DT30 P40)

REF NO.	PART NO.	DESCRIPTION	Q'TY	REMARKS
1	09202-06023	PIN (6X10)	2	
2	09118-08172	BOLT (8X85)	4	
3	09118-08169	BOLT (8X52)	4	
4-1	52110-91L40-0EP	HOUSING, DRIVE SHAFT (S) (BLACK)	1	W/TRANSOM(S)
4-2	52110-91L50-0EP	HOUSING, DRIVE SHAFT (L) (BLACK)	1	W/TRANSOM(L)
5	54160-96310	MOUNTING, LOWER	2	
6	54121-96301	MOUNTING, UPPER THRUST REVERSE	1	
7	09116-06226	BOLT (6X16)	4	
8	54137-91L10-0EP	COVER, UPPER MOUNT (BLACK)	2	
9	54130-96320	MOUNTING, UPPER	2	
10	09100-10318	BOLT (10X75)	2	
11	09160-10082	WASHER (10.5X19X2)	4	
12	09159-10050	NUT	2	
13	54151-96300	MOUNTING, LOWER THRUST	1	
14	54165-96310	DAMPER, REVERSE STOPPER	2	
15	09100-10319	BOLT (10X125)	2	
16	09160-10082	WASHER (10.5X19X2)	2	
17	09160-10083	WASHER (10.5X30X3.2)	2	
18	54138-96300	SLEEVE, UPPER MOUNT	2	
19	54211-91L10-0EP	BRACKET, LOWER MOUNT FRONT (BLACK)	1	
20	54212-91L10-0EP	BRACKET, LOWER MOUNT REAR (BLACK)	1	
21	54221-91L10-0EP	COVER, LOWER MOUNT (BLACK)	2	
22	09116-06232	BOLT (6X30)	4	
23	09116-08154	BOLT (8X40)	2	
24	09159-10050	NUT	2	
25	09160-10082	WASHER (10.5X19X2)	2	
26	36894-95201	LEAD (L:165)	1	
27	29125-93J10	SCREW (5X8)	2	

FIG.405C

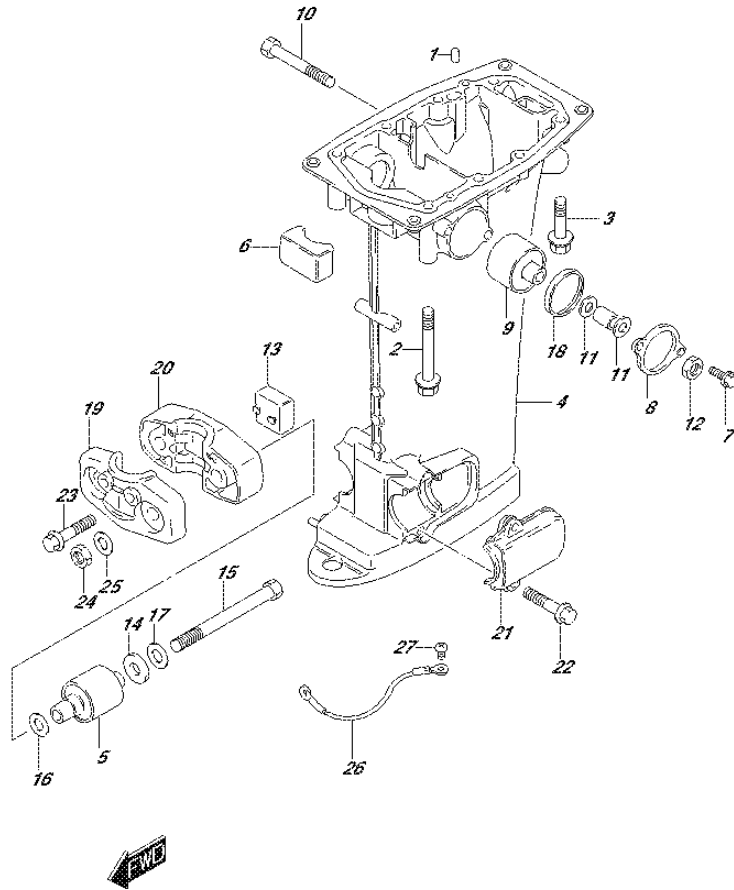


FIG.405C (1-F-9) DRIVE SHAFT HOUSING (DT30R P40)

REF NO.	PART NO.	DESCRIPTION	Q'TY	REMARKS
1	09202-06023	PIN (6X10)	2	
2	09118-08172	BOLT (8X85)	4	
3	09118-08169	BOLT (8X52)	4	
4-1	52110-91L40-0EP	HOUSING, DRIVE SHAFT (S) (BLACK)	1	W/TRANSOM(S)
4-2	52110-91L50-0EP	HOUSING, DRIVE SHAFT (L) (BLACK)	1	W/TRANSOM(L)
5	54160-96310	MOUNTING, LOWER	2	
6	54121-96301	MOUNTING, UPPER THRUST REVERSE	1	
7	09116-06226	BOLT (6X16)	4	
8	54137-91L10-0EP	COVER, UPPER MOUNT (BLACK)	2	
9	54130-96320	MOUNTING, UPPER	2	
10	09100-10318	BOLT (10X75)	2	
11	09160-10082	WASHER (10.5X19X2)	4	
12	09159-10050	NUT	2	
13	54151-96300	MOUNTING, LOWER THRUST	1	
14	54165-96310	DAMPER, REVERSE STOPPER	2	
15	09100-10319	BOLT (10X125)	2	
16	09160-10082	WASHER (10.5X19X2)	2	
17	09160-10083	WASHER (10.5X30X3.2)	2	
18	54138-96300	SLEEVE, UPPER MOUNT	2	
19	54211-91L10-0EP	BRACKET, LOWER MOUNT FRONT (BLACK)	1	
20	54212-91L10-0EP	BRACKET, LOWER MOUNT REAR (BLACK)	1	
21	54221-91L10-0EP	COVER, LOWER MOUNT (BLACK)	2	
22	09116-06232	BOLT (6X30)	4	
23	09116-08154	BOLT (8X40)	2	
24	09159-10050	NUT	2	
25	09160-10082	WASHER (10.5X19X2)	2	
26	36894-95201	LEAD (L:165)	1	
27	29125-93J10	SCREW (5X8)	2	

FIG. 407A

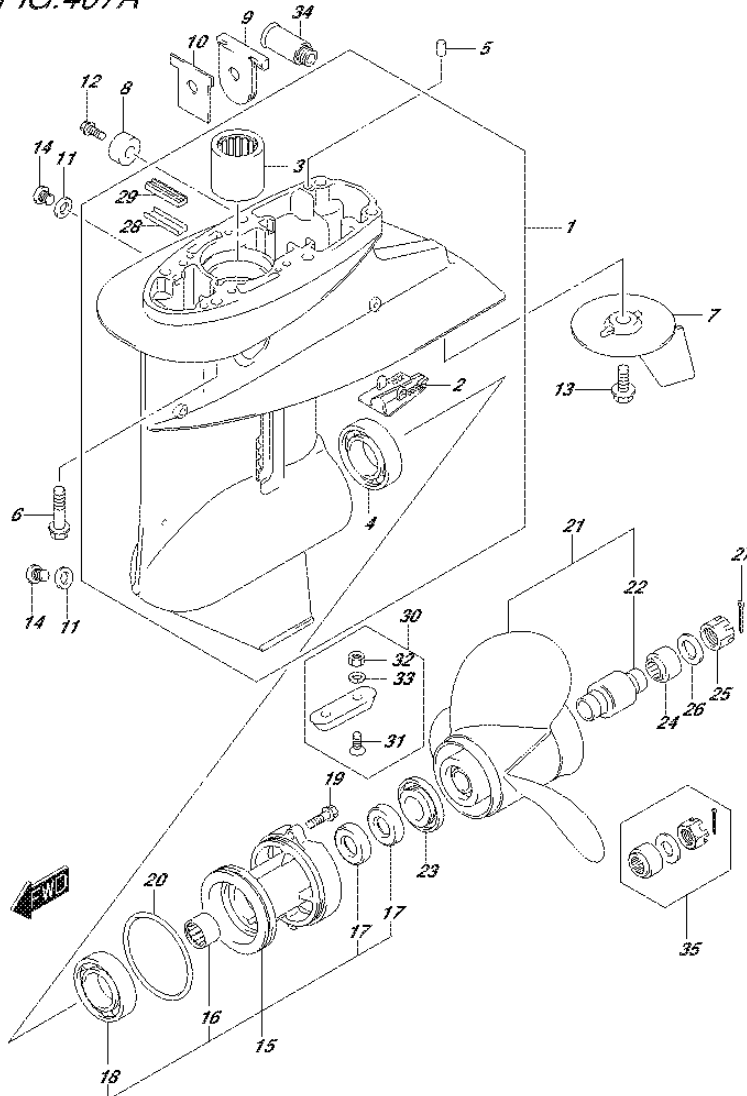


FIG.407A (1-F-10) GEAR CASE

REF NO.	PART NO.	DESCRIPTION	Q'TY	REMARKS
1	55100-94L10-OEP	CASE ASSY, GEAR (BLACK)	1	
2	55114-963L0	.COVER, GEAR CASE UNDER	1	
3	09263-20046	.BEARING (20.6X27X25.4)	1	
4	09265-25047	.BEARING(25X52X16.25)	1	
5	09202-06023	PIN (6X10)	2	
6	09116-08154	BOLT (8X40)	6	
7	55125-96310	TRIM, TAB	1	
8	55321-87J00	ANODE, PROTECTION	1	
9	55332-94L10	RUBBER, EXHAUST SEAL	1	
10	55333-94L00	PLATE, EXHAUST SEAL	1	
11	59178-97J00	GASKET, DRAIN PLUG	2	
12	09103-06281	BOLT (6X14)	1	
13	09116-08147	BOLT (8X16)	1	
14	09248-08001	PLUG (8X7.5)	2	
15	56120-91L11-OEP	HOUSING, PROPELLER SHAFT	1	
16	09263-20047	.BEARING (20X26X20)	1	
17	09289-20L01	.OIL SEAL (20X34X6.5)	2	
18	08113-60060	.BEARING	1	
19	09116-06229	BOLT (6X25)	2	
20	09280-75002	O RING (D:3.5,ID:68.6)	1	
21-1	58100-96411-019	PROPELLER (3X10-1/4X10)	1	
		(BLACK)		
21-2	58100-96421-019	PROPELLER (3X10-1/4X11)	1	
		(BLACK)		
21-3	58100-91L00-019	PROPELLER (3X10-1/4X12)	1	
		(BLACK)		
21-4	58100-91L10-019	PROPELLER (3X10-1/4X13)	1	
		(BLACK)		
21-5	58100-95D01-019	PROPELLER (3X10-1/4X14)	1	
		(BLACK)		
21-6	58100-96371-019	PROPELLER (9P THICK BLADE)	1	
		(BLACK)		

FIG. 407A

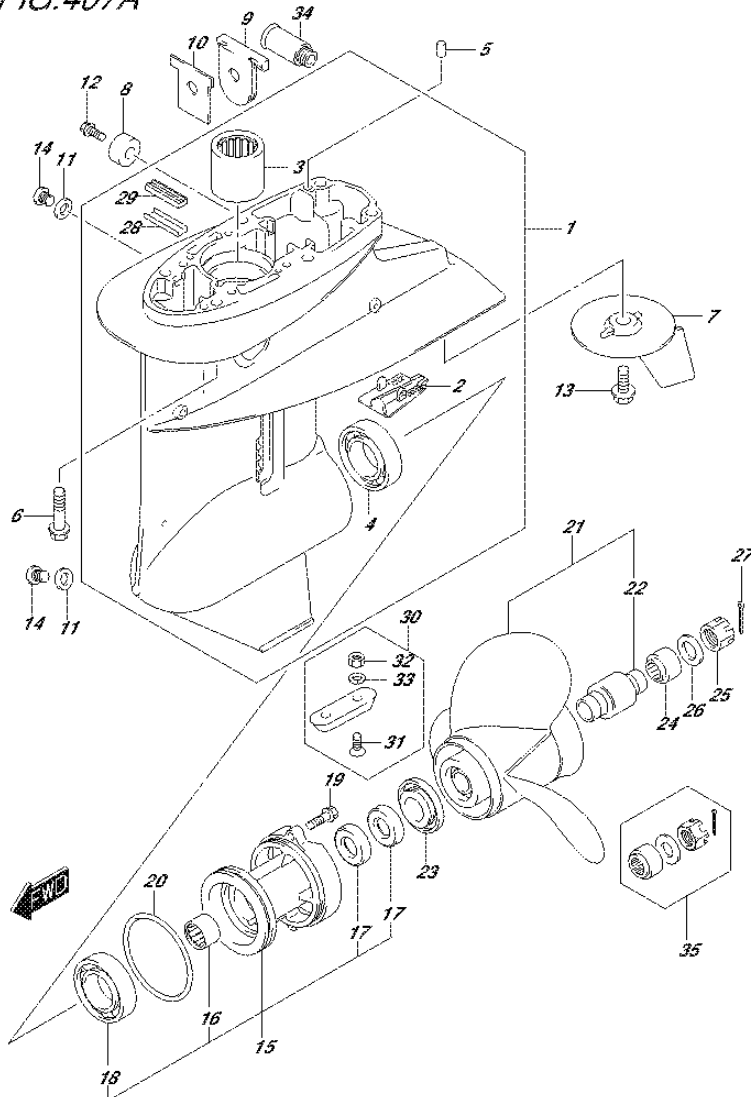
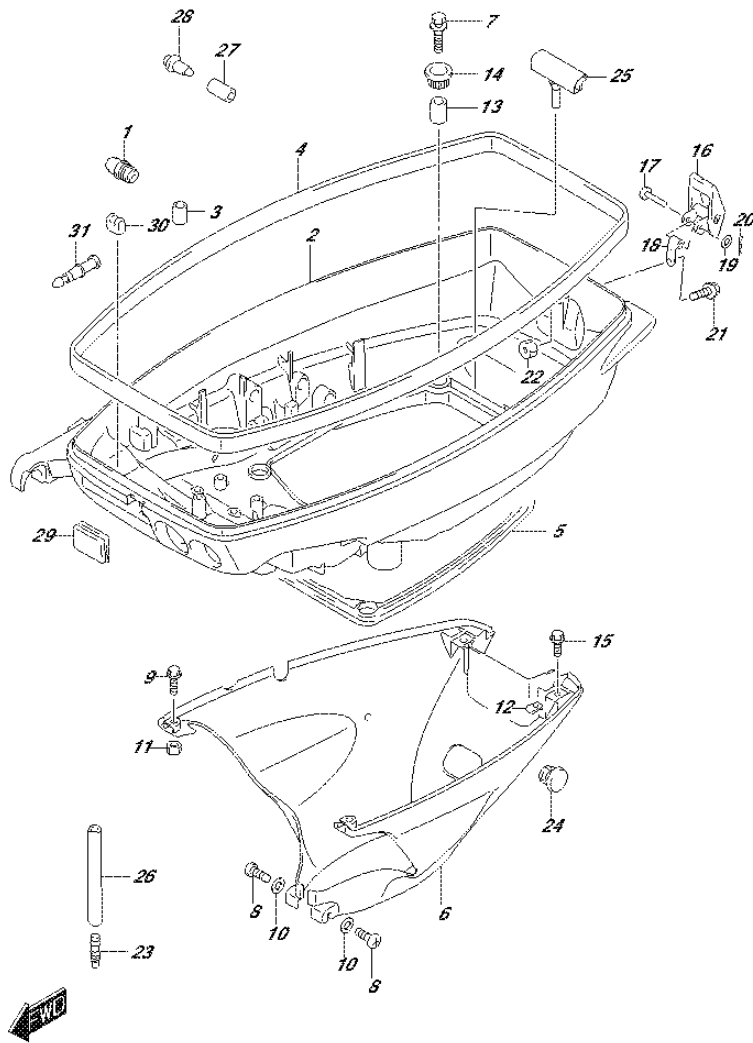


FIG.407A (1-F-11) GEAR CASE

REF NO.	PART NO.	DESCRIPTION	Q'TY	REMARKS
21-7	58100-96471-019	PROPELLER (10P THICK BLADE) (BLACK)	1	
21-8	58100-96481-019	PROPELLER (12P THICK BLADE) (BLACK)	1	
22	58120-96401	.BUSH, PROPELLER	1	
23	57632-91L00	STOPPER, PROPELLER BUSH	1	
24	57633-96300	SPACER, PROPELLER NUT	1	
25	09141-14008	NUT	1	
26	09160-14028	WASHER (14.5X30X2.5)	1	
27	09204-03003	COTTER PIN (D:3.6,L:25)	1	
28	55331-91L00	CORE, EXHAUST SEAL	1	
29	55332-91L00	RUBBER, EXHAUST SEAL	1	
30	55300-95500	ZINC ASSY, PROTECTION	1	OPT
31	09126-06006	.SCREW (6X20)	2	OPT
32	29141-93J00	.NUT	2	OPT
33	29162-93J00	.LOCK WASHER (6.1X12.2X1.5)	2	OPT
34	55181-95200	ATTACHMENT, FLUSH HOSE	1	OPT
35	57630-96300	KIT, PROPELLER NUT	1	OPT

FIG.413A



DT25_30_P40_015_413A
UNDER COVER

FIG.413A (1-F-12) UNDER COVER (DT25K P36)

REF NO.	PART NO.	DESCRIPTION	Q'TY	REMARKS
1	22511-99011	NIPPLE	1	
2	61110-91L20-0EP	COVER, ENGINE LOWER (BLACK)	1	
3	09205-10006	.SPRING PIN (10.2X10)	1	
4	61112-96320	RUBBER, UNDER COVER	1	
5	61113-91L00	SEAL, UNDER COVER	1	
6	61131-91L00-RB4	COVER, ENGINE HOLDER (BLACK)	1	
7	09116-06230	BOLT (6X25)	4	
8	09125-05046	SCREW (5X12)	2	
9	09116-06223	BOLT (6X12)	2	
10	09160-05029	WASHER (5.5X12X0.8)	2	
11	09140-06020	NUT	2	
12	09148-06017	NUT	2	
13	09180-06289	SPACER (6.5X10X11.5)	4	
14	09320-10068	CUSHION	4	
15	09116-06227	BOLT (6X20)	2	
16	61610-90L00	FASTENER	1	
17	61616-93E0	PIN, LEVER	1	
18	61642-90L00	HOLDER, FASTENER LEVER	1	
19	09161-04012	WASHER (4.2X11X1)	1	
20	09385-04003	CLIP	1	
21	09116-06225	BOLT (6X15)	1	
22	08310-00067	NUT	1	
23	61155-94500	TUBE, WATER INSPECTION	1	
24	09250-08007	CAP (OD:16)	2	
25	61138-944L0	COVER, WATER	1	
26	09352-50903-600	HOSE (5X9X600)	1	L:600->40
27	09352-70121-600	HOSE (7X12.1X600)	1	L:600->15
28	09409-08308-5ES	CLIP (BLACK)	1	
29	39669-94400	PLUG, LOWER COVER	1	
30	13625-94300	CAP, CHOKE ROD GUIDE	1	
31	36615-96300	TERMINAL, RESIN	2	

DT25_30_P40_015

FIG.413B

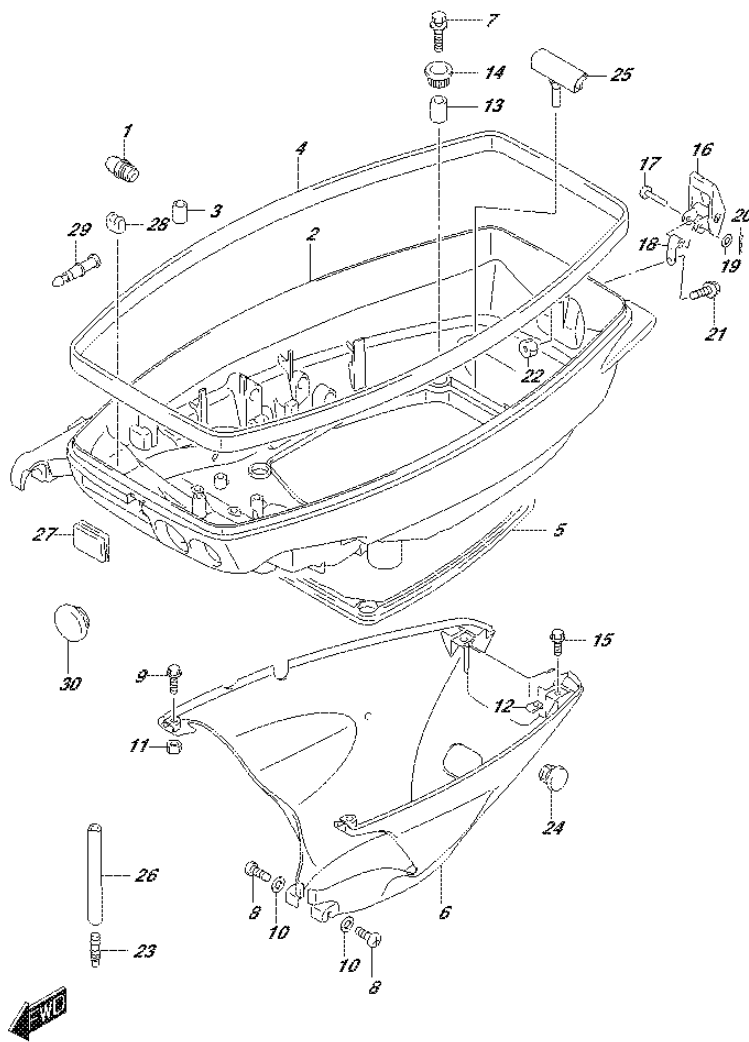
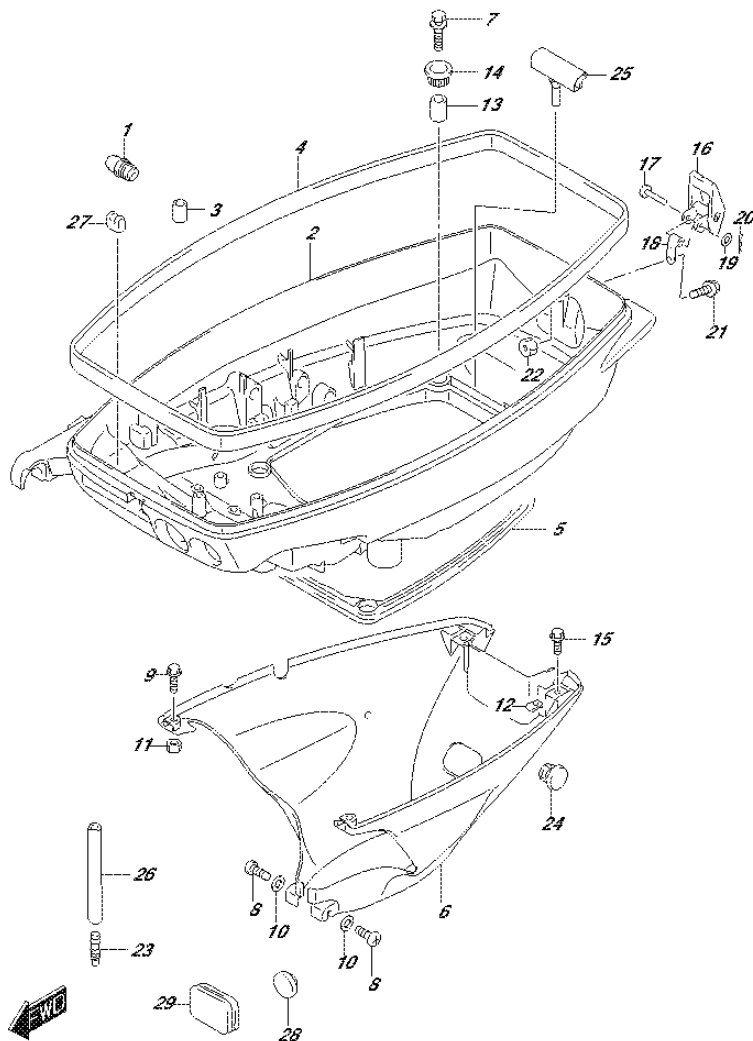


FIG.413B (1-F-13) UNDER COVER (DT30 P40)

REF NO.	PART NO.	DESCRIPTION	Q'TY	REMARKS
1	22511-99011	NIPPLE	1	
2	61110-91L20-0EP	COVER, ENGINE LOWER (BLACK)	1	
3	09205-10006	.SPRING PIN (10.2X10)	1	
4	61112-91L00	RUBBER, UNDER COVER	1	
5	61113-91L00	SEAL, UNDER COVER	1	
6	61131-91L00-RB4	COVER, ENGINE HOLDER (BLACK)	1	
7	09116-06230	BOLT (6X25)	4	
8	09125-05046	SCREW (5X12)	2	
9	09116-06223	BOLT (6X12)	2	
10	09160-05029	WASHER (5.5X12X0.8)	2	
11	09140-06020	NUT	2	
12	09148-06017	NUT	2	
13	09180-06289	SPACER (6.5X10X11.5)	4	
14	09320-10068	CUSHION	4	
15	09116-06227	BOLT (6X20)	2	
16	61610-90L00	FASTENER	1	
17	61616-93EL0	PIN, LEVER	1	
18	61642-90L00	HOLDER, FASTENER LEVER	1	
19	09161-04012	WASHER (4.2X11X1)	1	
20	09385-04003	CLIP	1	
21	09116-06225	BOLT (6X15)	1	
22	08310-00067	NUT	1	
23	61155-94500	TUBE, WATER INSPECTION	1	
24	09250-08007	CAP (OD:16)	2	
25	61138-944L0	COVER, WATER	1	
26	09352-50903-600	HOSE (5X9X600)	1	L:600->40
27	39669-94400	PLUG, LOWER COVER	1	W/MANUAL STARTER
28	13625-94300	CAP, CHOKE ROD GUIDE	1	
29	36615-96300	TERMINAL, RESIN	2	W/MANUAL STARTER
30	09250-21003	PLUG (OD:28)	1	W/MANUAL STARTER FOR STARTING SW HOLE

FIG.413C



DT25_30_P40_015_413C
UNDER COVER

FIG.413C (1-F-14) UNDER COVER (DT30R P40)

REF NO.	PART NO.	DESCRIPTION	Q'TY	REMARKS
1	22511-99011	NIPPLE	1	
2	61110-91L20-0EP	COVER, ENGINE LOWER (BLACK)	1	
3	09205-10006	.SPRING PIN (10.2X10)	1	
4	61112-91L00	RUBBER, UNDER COVER	1	
5	61113-91L00	SEAL, UNDER COVER	1	
6	61131-91L00-RB4	COVER, ENGINE HOLDER (BLACK)	1	
7	09116-06230	BOLT (6X25)	4	
8	09125-05046	SCREW (5X12)	2	
9	09116-06223	BOLT (6X12)	2	
10	09160-05029	WASHER (5.5X12X0.8)	2	
11	09140-06020	NUT	2	
12	09148-06017	NUT	2	
13	09180-06289	SPACER (6.5X10X11.5)	4	
14	09320-10068	CUSHION	4	
15	09116-06227	BOLT (6X20)	2	
16	61610-90L00	FASTENER	1	
17	61616-93E0	PIN, LEVER	1	
18	61642-90L00	HOLDER, FASTENER LEVER	1	
19	09161-04012	WASHER (4.2X11X1)	1	
20	09385-04003	CLIP	1	
21	09116-06225	BOLT (6X15)	1	
22	08310-00067	NUT	1	
23	61155-94500	TUBE, WATER INSPECTION	1	
24	09250-08007	CAP (OD:16)	2	
25	61138-944L0	COVER, WATER	1	
26	09352-50903-600	HOSE (5X9X600)	1	L:600->40
27	13625-94300	CAP, CHOKE ROD GUIDE	1	
28	09250-16008	PLUG (OD:24)	1	EMG SW HOLE
29	63625-94300	CAP, THROTTLE CABLE	1	

FIG. 420A

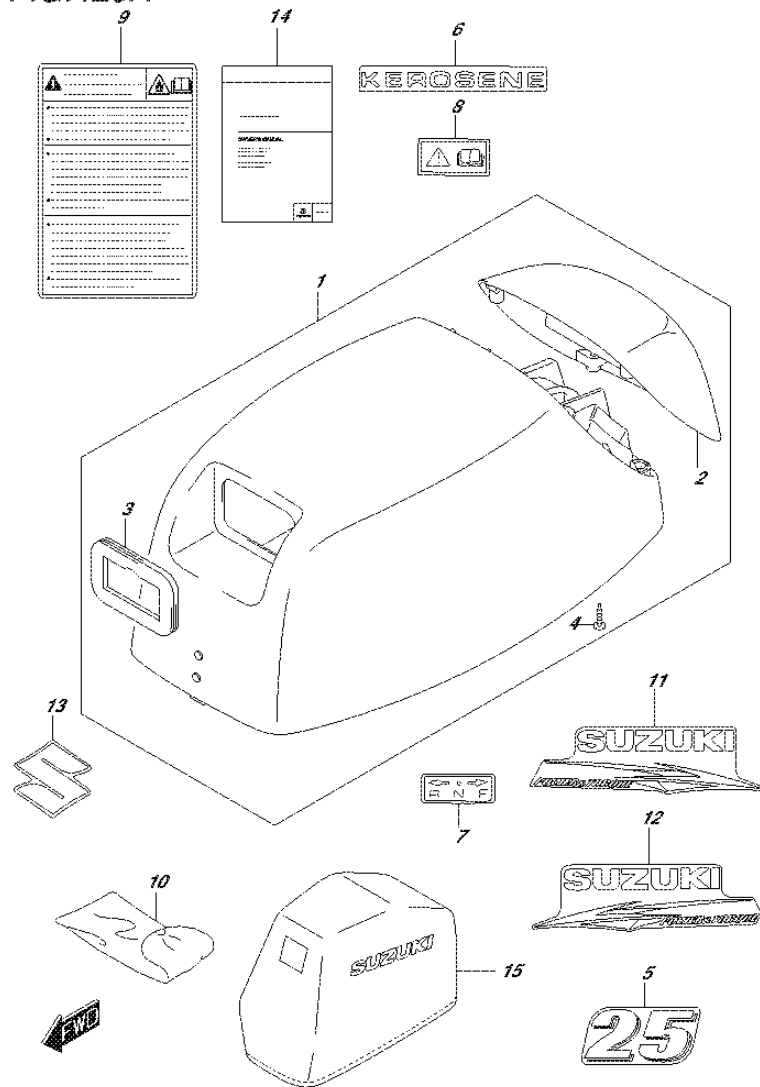


FIG.420A (1-F-15) ENGINE COVER (DT25K P36)

REF NO.	PART NO.	DESCRIPTION	Q'TY	REMARKS
1	61400-91L11-0EP	COVER SET, ENGINE (BLACK)	1	
2	61431-91L00-0EP	.HANDLE, TILT UP (BLACK)	1	
3	61622-96302	.RUBBER, RECOIL STARTER SEAL	1	
4	03542-06169	.SCREW	4	
5	61435-91L00	MARK, EMBLEM REAR (25)	1	
6	61449-93921	MARK, KEROSENE	1	
7	21131-94J00	MARK, CLUTCH SHIFT	1	
8	69712-93E10	LABEL, S.I.G.P.	1	
9	61458-89L00	LABEL, ENGINE COVER	1	
10	59800-90L00	TOOL ASSY	1	
11	61443-91L00	STRIPE, ENGINE COVER STBD	1	
12	61453-91L00	STRIPE, ENGINE COVER PORT	1	
13	68111-91L00	EMBLEM, "S"	1	
14	99011-91L70-063	MANUAL, OWNER'S	1	
15	68110-88L00	COVER, WEATHER	1	OPT

FIG. 420B

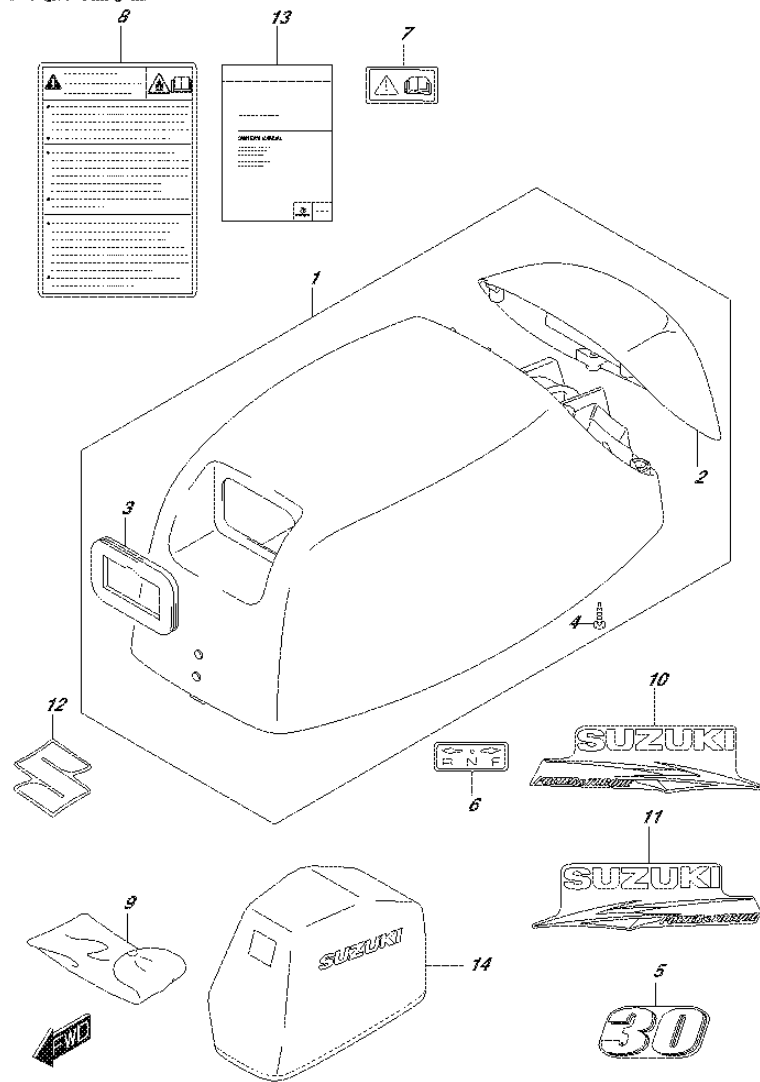


FIG.420B (1-G-2) ENGINE COVER (DT30 P40)

REF NO.	PART NO.	DESCRIPTION	Q'TY	REMARKS
1	61400-91L11-0EP	COVER SET, ENGINE (BLACK)	1	
2	61431-91L00-0EP	.HANDLE, TILT UP (BLACK)	1	
3	61622-96302	.RUBBER, RECOIL STARTER SEAL	1	
4	03542-06169	.SCREW	4	
5	61435-91L10	MARK, EMBLEM REAR (30)	1	
6	21131-94J00	MARK, CLUTCH SHIFT	1	
7	69712-93E10	LABEL, S.I.G.P.	1	
8	61458-89L00	LABEL, ENGINE COVER	1	
9	59800-90L00	TOOL ASSY	1	
10	61443-91L00	STRIPE, ENGINE COVER STBD	1	
11	61453-91L00	STRIPE, ENGINE COVER PORT	1	
12	68111-91L00	EMBLEM, "S"	1	
13	99011-91L60-063	MANUAL, OWNER'S	1	
14	68110-88L00	COVER, WEATHER	1	OPT

FIG. 420C

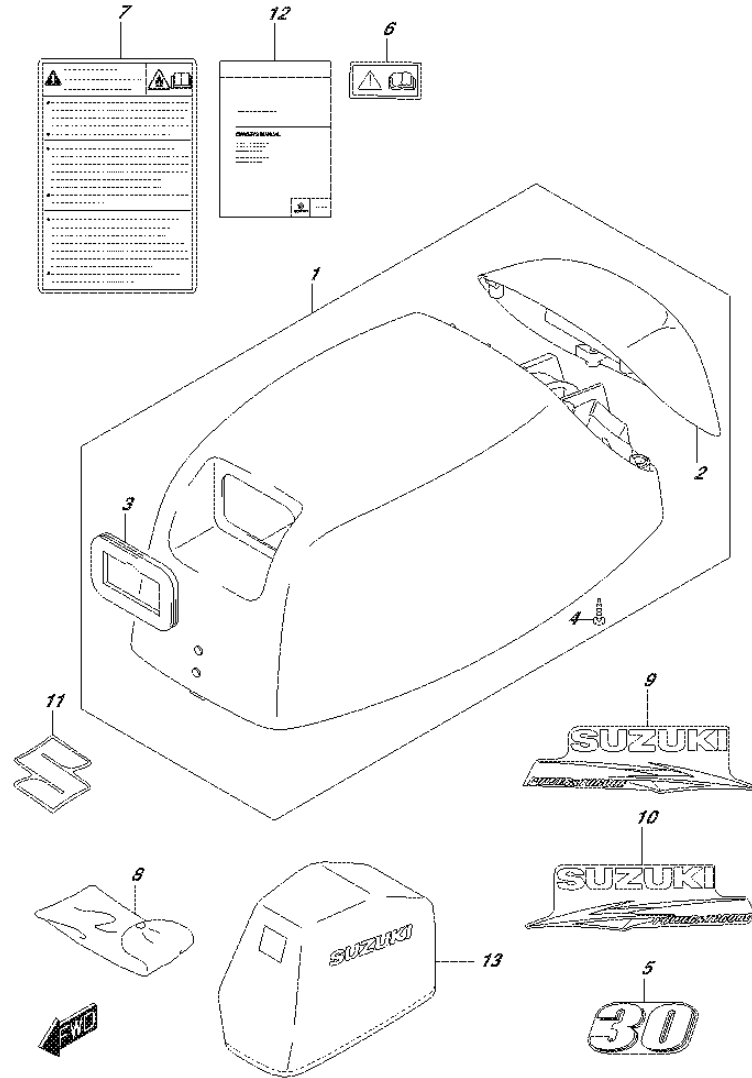


FIG.420C (1-G-3) ENGINE COVER (DT30R P40)

REF NO.	PART NO.	DESCRIPTION	Q'TY	REMARKS
1	61400-91L11-0EP	COVER SET, ENGINE (BLACK)	1	
2	61431-91L00-0EP	.HANDLE, TILT UP (BLACK)	1	
3	61622-96302	.RUBBER, RECOIL STARTER SEAL	1	
4	03542-06169	.SCREW	4	
5	61435-91L10	MARK, EMBLEM REAR (30)	1	
6	69712-93E10	LABEL, S.I.G.P.	1	
7	61458-89L00	LABEL, ENGINE COVER	1	
8	59800-90L00	TOOL ASSY	1	
9	61443-91L00	STRIPE, ENGINE COVER STBD	1	
10	61453-91L00	STRIPE, ENGINE COVER PORT	1	
11	68111-91L00	EMBLEM, "S"	1	
12	99011-91L60-063	MANUAL, OWNER'S	1	
13	68110-88L00	COVER, WEATHER	1	OPT

FIG.432A

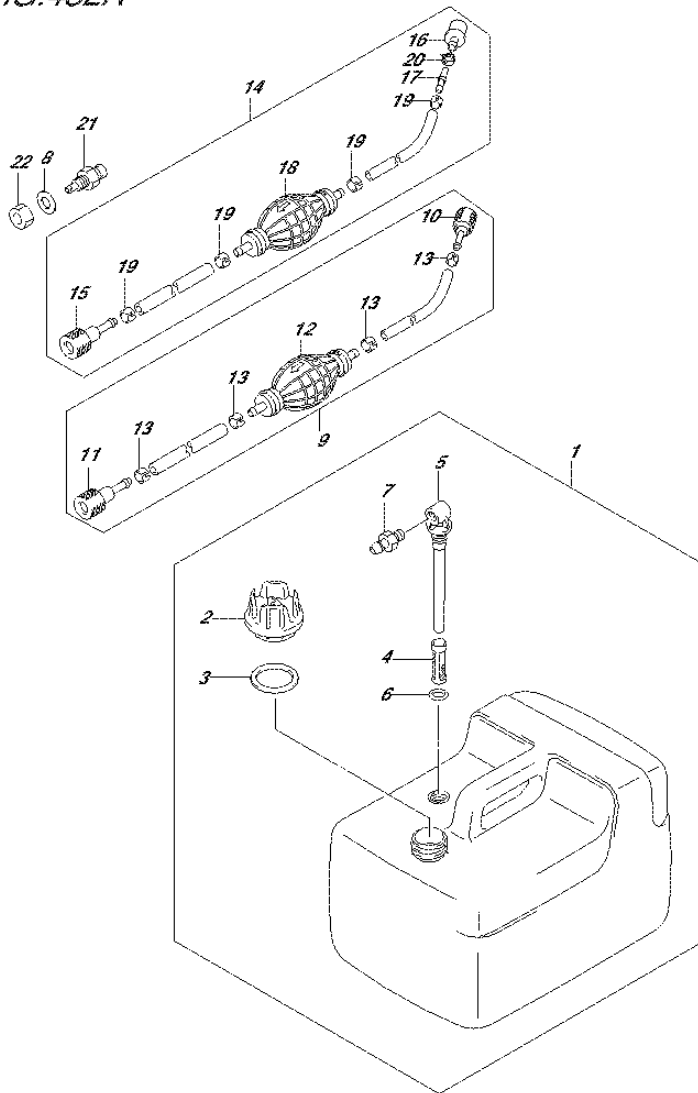


FIG.432A (1-G-4) FUEL TANK (RESIN, 12L) (DT25K P36)

REF NO.	PART NO.	DESCRIPTION	Q'TY	REMARKS
1	65000-99100	TANK ASSY, FUEL (12L)	1	
2	65520-99100	.CAP ASSY, FUEL TANK	1	
3	65561-95D00	.GASKET, TANK CAP	1	
4	65831-95D00	.FILTER, OUTLET	1	
5	65890-99100	.OUTLET ASSY	1	
6	65892-95D00	.O RING	1	
7	65740-99100	.PLUG, FUEL CONNECTOR	1	
8	09160-12066	WASHER (12.5X22X2.5)	1	
9	65700-95D04	HOSE, FUEL	1	FOR GASOLINE
10	65750-98505	.SOCKET, FUEL HOSE (IN)	1	
11	65750-955L0	.SOCKET, FUEL HOSE (OUT)	1	
12	65770-99J01	.PUMP, SQUEEZE	1	
13	65781-98500	.CLIP	4	
14	65700-94416	HOSE, FUEL	1	FOR GASOLINE
15	65750-955L0	.SOCKET, FUEL HOSE	1	
16	65830-95500	.FILTER ASSY, FUEL HOSE	1	
17	65842-94401	.TUBE	1	
18	65770-90J11	.PUMP, SQUEEZE	1	
19	65781-98500	.CLIP	4	
20	09401-10412	.CLIP	1	
21	65720-955L0	PLUG, FUEL CONNECTOR	1	FOR GASOLINE
22	65761-91L00	NUT, FUEL CONNECTOR PLUG	1	FOR GASOLINE

FIG.432B

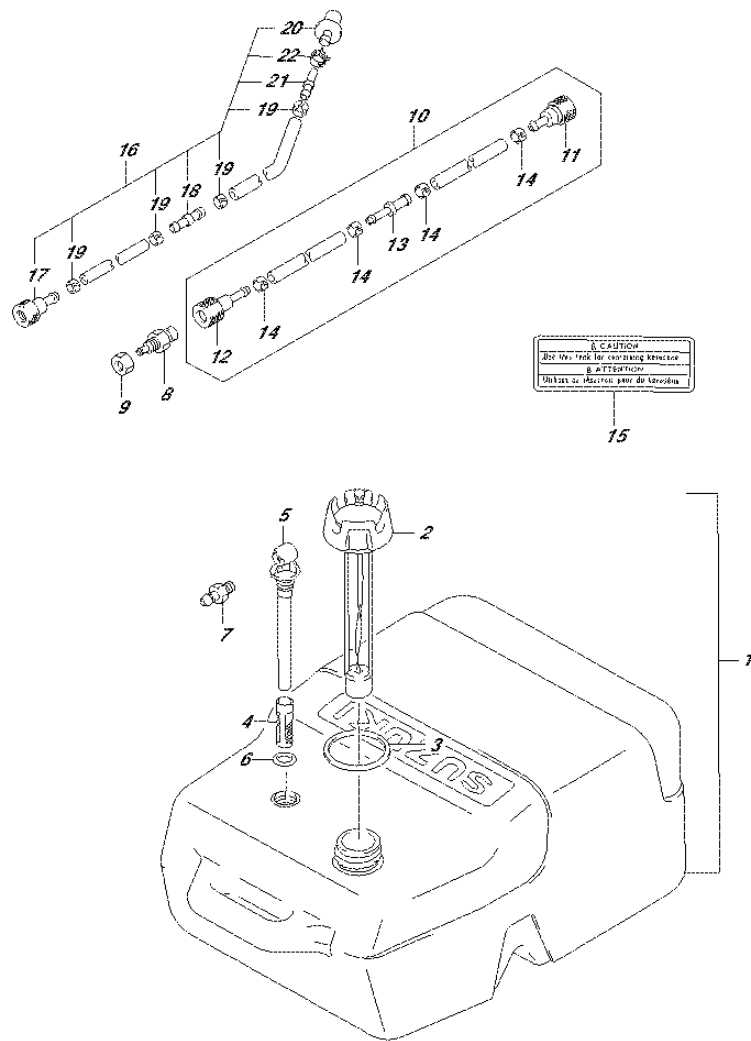


FIG.432B (1-G-5) FUEL TANK (RESIN, 25L) (DT25K P36)

REF NO.	PART NO.	DESCRIPTION	Q'TY	REMARKS
1	65000-95D01	TANK ASSY, FUEL (25L)	1	
2	65520-95D01	.CAP ASSY, FUEL TANK	1	
3	65561-95D00	.GASKET, TANK CAP	1	
4	65831-95D00	.FILTER, OUTLET	1	
5	65890-95D00	.OUTLET ASSY	1	
6	65892-95D00	.O RING, OUTLET	1	
7	65740-95D01	.PLUG, FUEL CONNECTOR	1	
8	65720-985L1	PLUG, FUEL CONNECTOR	1	FOR KEROSENE
9	09140-10032	NUT	1	FOR KEROSENE
10	65700-96362	HOSE, FUEL	1	FOR KEROSENE
11	65750-955L0	.SOCKET (IN)	1	
12	65750-98505	.SOCKET (OUT)	1	
13	65779-93900	UNION	1	
14	65781-98500	.CLIP	4	
15	65318-93910	MARK, KEROSENE CAUTION	1	
16	65700-94424	HOSE, FUEL	1	FOR KEROSENE
17	65750-98505	.SOCKET, FUEL HOSE	1	
18	65779-93900	.UNION, FUEL HOSE	1	
19	65781-98500	.CLIP	4	
20	65830-95500	.FILTER	1	
21	65842-94401	.TUBE	1	
22	09401-10412	.CLIP	1	

FIG.432C

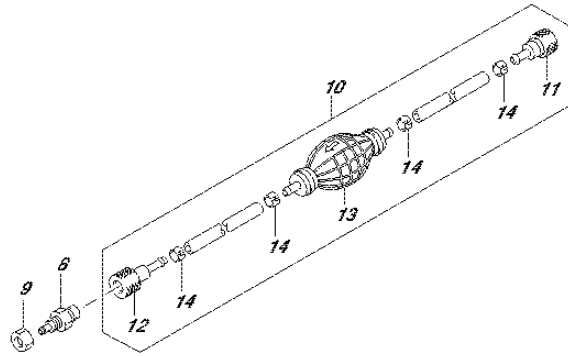


FIG.432C (1-G-6) FUEL TANK (RESIN, 25L) (DT30 P40)

REF NO.	PART NO.	DESCRIPTION	Q'TY	REMARKS
1	65000-95D01	TANK ASSY, FUEL (25L)	1	
2	65520-95D01	.CAP ASSY, FUEL TANK	1	
3	65561-95D00	.GASKET, TANK CAP	1	
4	65831-95D00	.FILTER, OUTLET	1	
5	65890-95D00	.OUTLET ASSY	1	
6	65892-95D00	.O RING, OUTLET	1	
7	65740-95D01	.PLUG, FUEL CONNECTOR	1	
8	65720-985L1	PLUG, FUEL CONNECTOR	1	
9	09140-10032	NUT	1	
10	65700-87DLO	HOSE, FUEL	1	
11	65750-955L0	.SOCKET, FUEL HOSE (IN)	1	
12	65750-985L0	.SOCKET, FUEL HOSE (OUT)	1	
13	65770-87DLO	.PUMP, SQUEEZE	1	
14	65781-98500	.CLIP	4	

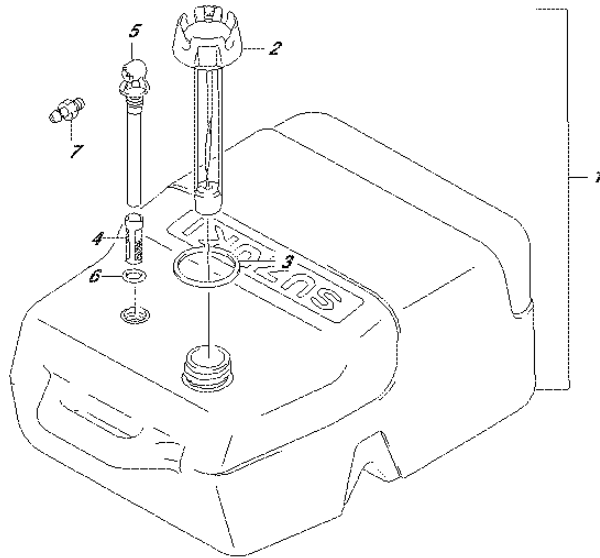


FIG.432D

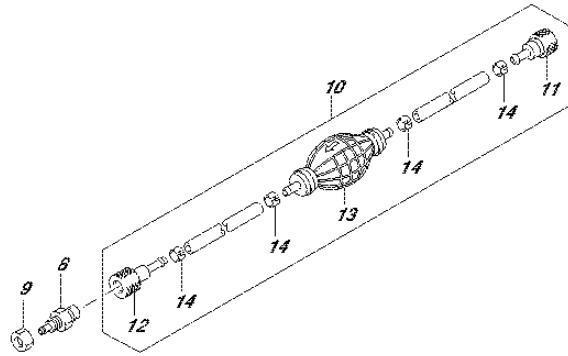


FIG.432D (1-G-7) FUEL TANK (RESIN, 25L) (DT30R P40)

REF NO.	PART NO.	DESCRIPTION	Q'TY	REMARKS
1	65000-95D01	TANK ASSY, FUEL (25L)	1	
2	65520-95D01	.CAP ASSY, FUEL TANK	1	
3	65561-95D00	.GASKET, TANK CAP	1	
4	65831-95D00	.FILTER, OUTLET	1	
5	65890-95D00	.OUTLET ASSY	1	
6	65892-95D00	.O RING, OUTLET	1	
7	65740-95D01	.PLUG, FUEL CONNECTOR	1	
8	65720-985L1	PLUG, FUEL CONNECTOR	1	
9	09140-10032	NUT	1	
10	65700-87DLO	HOSE, FUEL	1	
11	65750-955L0	.SOCKET, FUEL HOSE (IN)	1	
12	65750-985L0	.SOCKET, FUEL HOSE (OUT)	1	
13	65770-87DLO	.PUMP, SQUEEZE	1	
14	65781-98500	.CLIP	4	

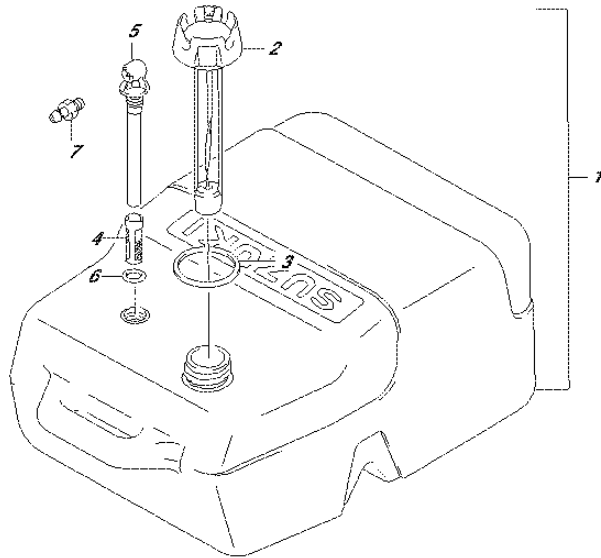


FIG.442A

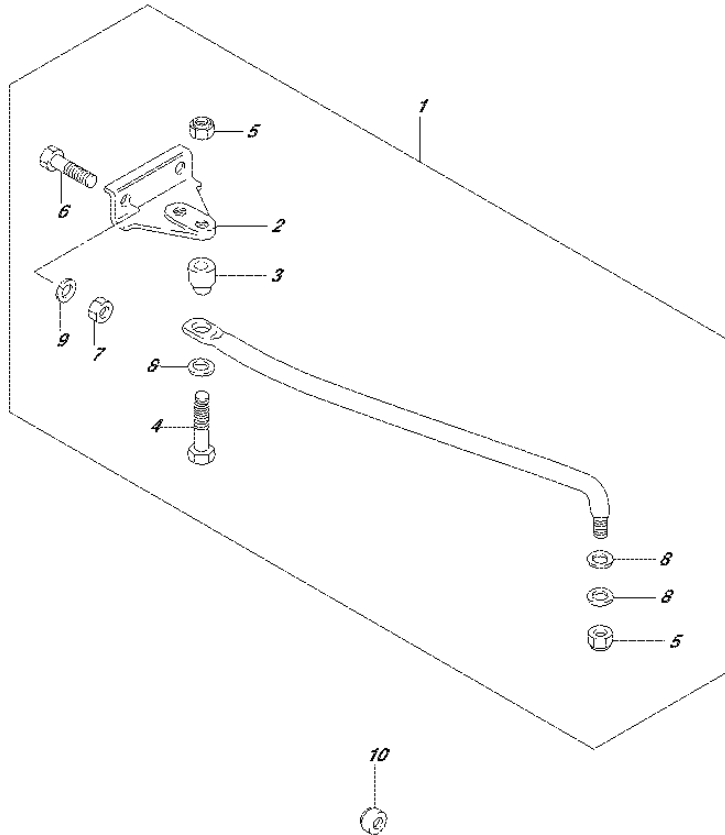


FIG.442A (1-G-8) DRAG LINK (DT30R P40)

REF NO.	PART NO.	DESCRIPTION	Q'TY	REMARKS
1	67701-94420	DRAG LINK ASSY	1	
2	43755-96320	.ATTACHMENT, STEERING BRACKET	1	
3	67721-94310	.SPACER	1	
4	67725-99E10	.BOLT	1	
5	67726-99E00	.NUT	2	
6	09100-08309	.BOLT (8X35)	2	
7	09140-08023-XC0	.NUT	1	
8	67728-99E00	.WASHER	3	
9	29162-93J10	.LOCK WASHER	2	
10	41161-94400	SEAL, STEERING CABLE	1	

FIG.444A

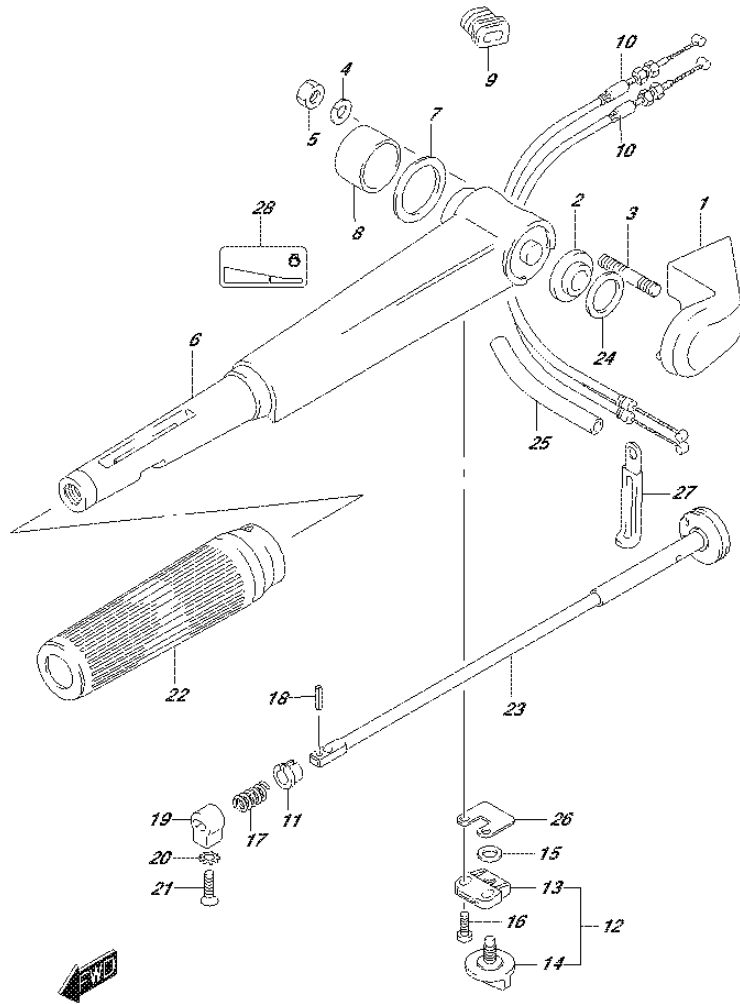


FIG.444A (1-G-9) TILLER HANDLE (DT25K P36)

REF NO.	PART NO.	DESCRIPTION	Q'TY	REMARKS
1	63121-91L10-0EP	COVER, TILLER HANDLE (BLACK)	1	
2	63114-94300	SPACER, HANDLE COVER	1	
3	09108-08300	STUD BOLT	2	
4	29162-93J10	LOCK WASHER (8.2X15.4X2.0)	2	
5	09140-08023-XC0	NUT	2	
6	63111-91L00-0EP	HANDLE, TILLER (BLACK)	1	
7	63115-96310	SPACER	1	
8	63116-96301	BUSH, TILLER HANDLE	1	
9	63625-96300	GROMMET	1	
10	63610-91L00	CABLE, THROTTLE	2	
11	63225-93200	BUSH, HANDLE ROD	1	
12	63240-94J10	ADJUSTER SET, HANDLE GRIP	1	
13	63241-986B0	SUPPORT, HANDLE ROD	1	
14	63244-94J00	KNOB, THROTTLE ADJUSTER	1	
15	09148-06008	NUT	1	
16	09136-05041	SCREW (5X20)	2	
17	09440-12027	SPRING	1	
18	09205-03038	SPRING PIN (3X14)	1	
19	63223-92D00	STOPPER, HANDLE ROD	1	
20	09163-06001	LOCK WASHER	1	
21	09126-06015	SCREW (6X23)	1	
22	63210-93E30	GRIP, HANDLE	1	
23	63220-91L00	ROD, HANDLE	1	
24-1	63118-94300	SHIM (0.3)	1	
24-2	63118-94310	SHIM (0.5)	1	OPT
25	18498-91J00	PROTECTOR, THROTTLE CABLE	1	
26	63225-94J00	PLATE, HANDLE ROD ADJUSTER	1	
27	29404-93J10	CLAMP, THROTTLE CABLE	1	
28	69714-94J00	MARK, ENGINE START	1	

FIG.444B

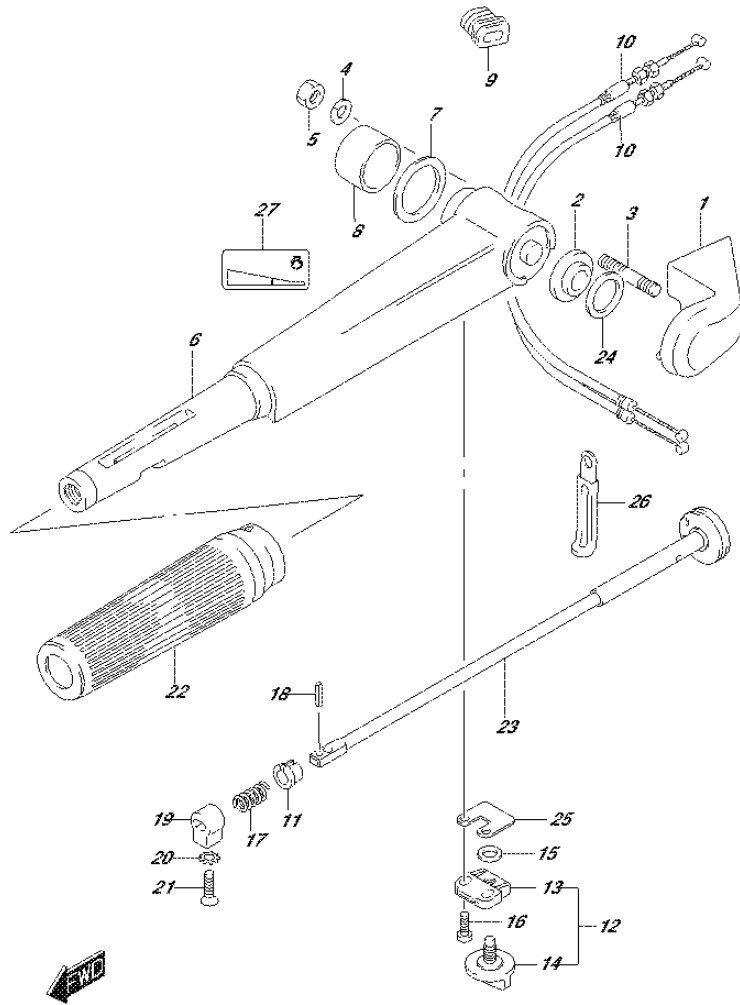
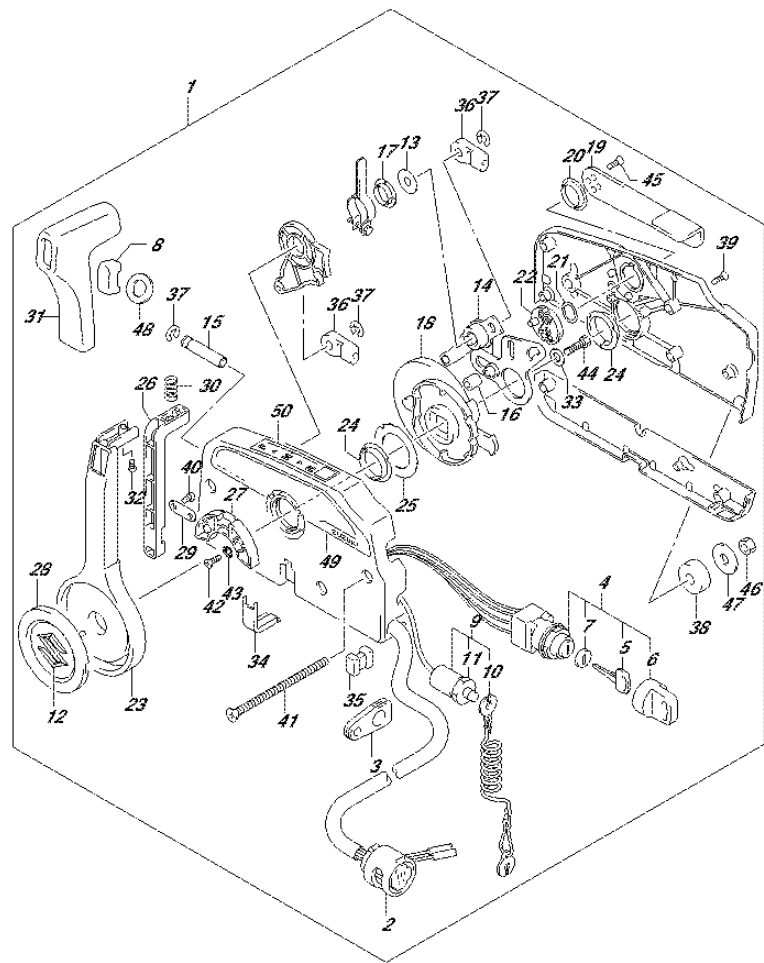


FIG.444B (1-G-10) TILLER HANDLE (DT30 P40)

REF NO.	PART NO.	DESCRIPTION	Q'TY	REMARKS
1	63121-91L10-OEP	COVER, TILLER HANDLE (BLACK)	1	
2	63114-94300	SPACER, HANDLE COVER	1	
3	09108-08300	STUD BOLT	2	
4	29162-93J10	LOCK WASHER (8.2X15.4X2.0)	2	
5	09140-08023-XC0	NUT	2	
6	63111-91L00-OEP	HANDLE, TILLER (BLACK)	1	
7	63115-96310	SPACER	1	
8	63116-96301	BUSH, TILLER HANDLE	1	
9	63625-96300	GROMMET	1	
10	63610-91L00	CABLE, THROTTLE	2	
11	63225-93200	BUSH, HANDLE ROD	1	
12	63240-94J10	ADJUSTER SET, HANDLE GRIP	1	
13	63241-986B0	SUPPORT, HANDLE ROD	1	
14	63244-94J00	KNOB, THROTTLE ADJUSTER	1	
15	09148-06008	NUT	1	
16	09136-05041	SCREW (5X20)	2	
17	09440-12027	SPRING	1	
18	09205-03038	SPRING PIN (3X14)	1	
19	63223-92D00	STOPPER, HANDLE ROD	1	
20	09163-06001	LOCK WASHER	1	
21	09126-06015	SCREW (6X23)	1	
22	63210-93E30	GRIP, HANDLE	1	
23	63220-91L00	ROD, HANDLE	1	
24-1	63118-94300	SHIM (0.3)	1	
24-2	63118-94310	SHIM (0.5)	1	OPT
25	63225-94J00	PLATE, HANDLE ROD ADJUSTER	1	
26	29404-93J10	CLAMP, THROTTLE CABLE	1	
27	69714-94J00	MARK, ENGINE START	1	

FIG.450A

FIG.450A (1-G-11) REMOTE CONTROL (DT30R P40)



REF NO.	PART NO.	DESCRIPTION	Q'TY	REMARKS
1	67200-963A0	REMOTE CONTROL ASSY	1	
2	36620-95D10	..WIRE ASSY, REMOCON	1	
3	36628-92E00	..GROMMET	1	
4	37110-99E01	..SWITCH ASSY, IGNITION	1	
5-1	37141-99E00	..KEY (931)	1	
5-2	37141-99E10	..KEY (932)	1	
5-3	37141-99E20	..KEY (933)	1	
5-4	37141-99E30	..KEY (934)	1	
5-5	37141-99E40	..KEY (935)	1	
5-6	37141-99E50	..KEY (936)	1	
5-7	37141-99E60	..KEY (937)	1	
5-8	37141-99E70	..KEY (938)	1	
5-9	37141-99E80	..KEY (939)	1	
5-10	37141-99E90	..KEY (940)	1	
5-11	37141-99EA0	..KEY (941)	1	
5-12	37141-99EB0	..KEY (942)	1	
6	37143-99E00	..CAP, KEY	1	
7	37149-93J00	..CAP, CYLINDER BODY	1	
8	37864-94J10	..CAP, PTT SW	1	
9	37820-92E04	..SWITCH ASSY, EMERGENCY	1	
10	37823-92E01	..PLATE	1	
11	37826-92J00	..NUT	1	
12	77811-54GB0-0PG	..EMBLEM, RR MARK S(CHROME)	1	
13	67212-95600	..WASHER	1	
14	67220-95620	..PLATE ASSY	1	
15	67223-99E10	..KNOB, BRAKE ADJUST	1	
16	67229-95600	..ROLLER	1	
17	67232-95600	..BUSH	1	
18	67238-87D00	..GEAR, DRIVE	1	
19	67241-99E10	..LEVER, FREE THROTTLE	1	

FIG.450A

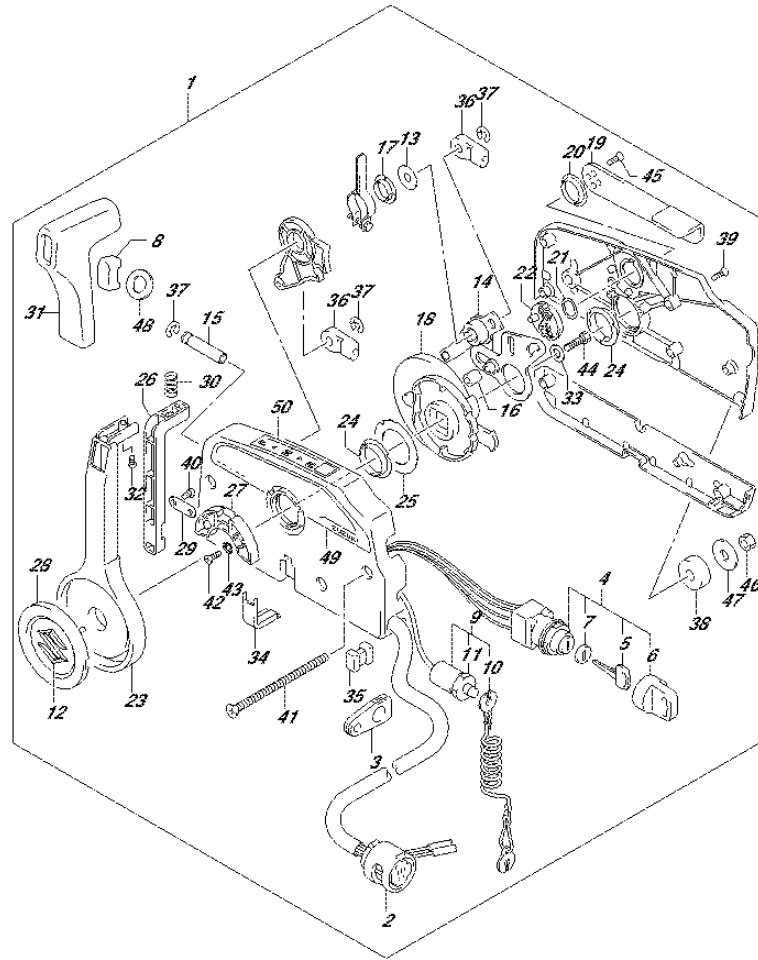


FIG.450A (1-G-12) REMOTE CONTROL (DT30R P40)

REF NO.	PART NO.	DESCRIPTION	Q'TY	REMARKS
20	67243-95600	.BUSH	1	
21	67244-95600	.WAVE WASHER	1	
22	67245-95600	.DRUM, FREE THROTTLE	1	
23	67251-99E20	.LEVER, HANDLE	1	
24	67252-95600	.BUSH	2	
25	67253-95600	.WASHER	1	
26	67255-99E10	.ARM, LOCK	1	
27	67256-95600	.HOLDER, NEUT LOCK	1	
28	67257-99E10	.CAP, LEVER	1	
29	67258-99E00	.BRACKET	1	
30	67259-87D00	.SPRING, NEUTRAL ARM	1	
31	67261-99E10	.GRIP	1	
32	67296-94310	.SCREW	1	
33	67264-95600	.WASHER	1	
34	67267-93J00	.COVER, WIRE	1	
35	67273-95600	.SPACER	1	
36	67275-95600	.END, CABLE	2	
37	67292-94300	.E RING	3	
38	67294-95600	.SPACER	3	
39	67296-90J00	.SCREW, COVER	5	
40	67296-94300	.SCREW	2	
41	67296-95600	.SCREW	3	
42	67296-95610	.SCREW	2	
43	67297-95600	.WASHER	2	
44	09100-08232	.BOLT (8X30)	1	
45	09126-05003	.SCREW (5X12)	2	
46	09140-06020	.NUT	3	
47	09160-06104	.WASHER (6.5X24X2)	3	
48	37859-90J00	.SPACER	1	
49	67282-94L00	.DECAL, REMOCON SIDE	1	
50	67284-94L00	.MARK, HANDLE LEVER	1	

FIG.451A

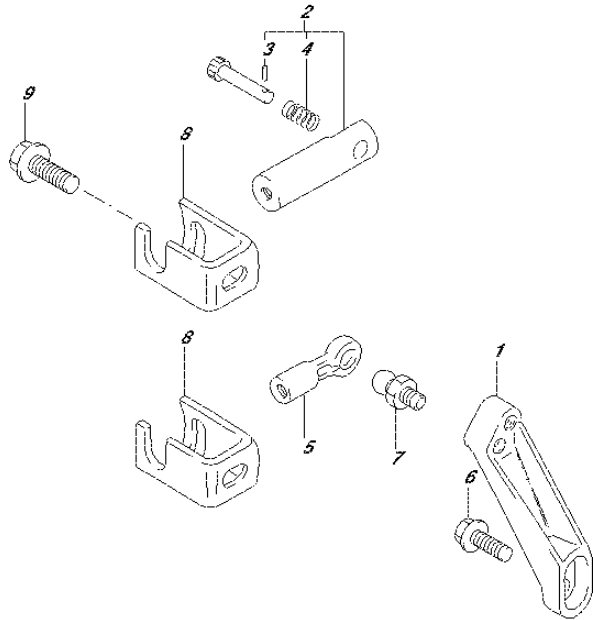


FIG.451A (1-G-13) REMOCON PARTS (DT30R P40)

REF NO.	PART NO.	DESCRIPTION	Q'TY	REMARKS
1	67414-91L00-0EP	LEVER, REMOCON SWITCH (BLACK)	1	
2	67440-93701	GUIDE, CLUTCH CABLE	1	
3	09205-02006	.SPRING PIN (2X12)	1	
4	09440-09042	.SPRING	1	
5	67466-95200	GUIDE, THROTTLE CABLE	1	
6	09116-06225	BOLT (6X15)	1	
7	09119-06047	PIVOT	1	
8	67341-94302	HOLDER, REMOCON CABLE	2	
9	09116-06225	BOLT (6X15)	2	

FIG.501A

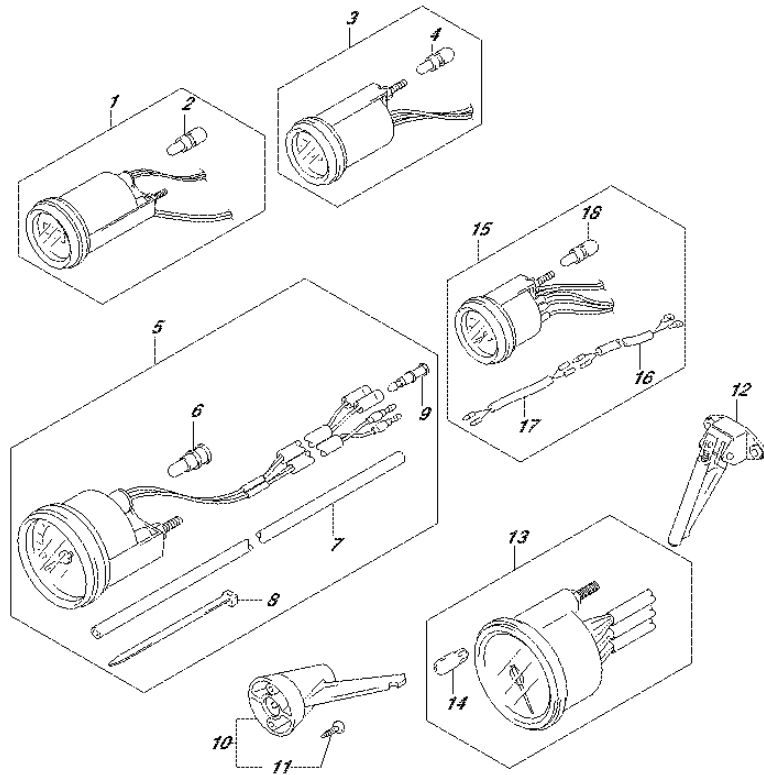


FIG.501A (1-G-14) OPT:METER (ELECTRIC STARTER) (DT30 P40)

REF NO.	PART NO.	DESCRIPTION	Q'TY	REMARKS
1-1	34500-93J00	METER ASSY, HOUR	1	BLACK
1-2	34500-93J11	METER ASSY, HOUR	1	WHITE
2	09471-12103	.BULB (12V,3W,T6.5)	1	
3-1	34600-93J00	METER ASSY, VOLTAGE	1	BLACK
3-2	34600-93J11	METER ASSY, VOLTAGE	1	WHITE
4	09471-12103	.BULB (12V,3W,T6.5)	1	
5-1	34100-93J20	SPEEDOMETER ASSY	1	MAX 80KM/H BLACK
5-2	34100-93J31	SPEEDOMETER ASSY	1	MAX 80KM/H WHITE
5-3	34100-93J40	SPEEDOMETER ASSY	1	MAX 45KNOTS BLACK
5-4	34100-93J51	SPEEDOMETER ASSY	1	MAX 45KNOTS WHITE
6	09471-12028	.BULB (12V,3.4W)	1	
7	34191-92E00	.TUBE	1	
8	09407-14407	.CLAMP (L:145)	2	
9	36615-96300	.TERMINAL, RESIN	2	
10	34190-95500	SENDER ASSY, SPEEDOMETER	1	
11	03112-06303	.SCREW	2	
12	34190-87D00	SENDER ASSY, SPEEDOMETER	1	
13-1	34200-93J20	TACHOMETER ASSY	1	BLACK
13-2	34200-93J32	TACHOMETER ASSY	1	WHITE
14	09471-12028	.BULB (12V,3.4W)	1	
15-1	34300-93J00	GAUGE ASSY, FUEL	1	BLACK
15-2	34300-93J11	GAUGE ASSY, FUEL	1	WHITE
16	34310-92E00	.LEAD, FUEL GAUGE	1	
17	34360-92E00	.ADAPTER, FUEL GAUGE	1	
18	09471-12103	.BULB (12V,3W,T6.5)	1	

FIG.501B

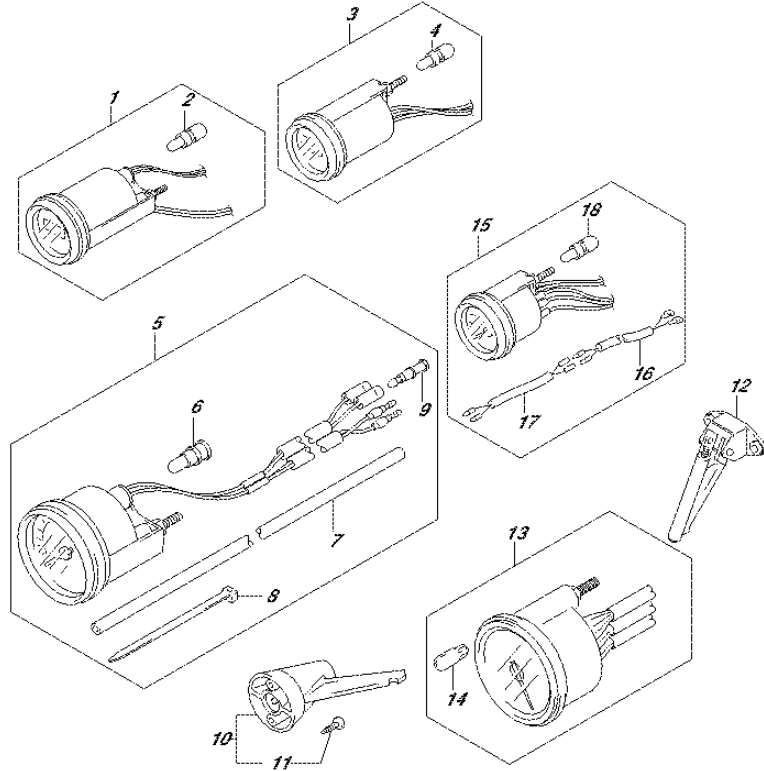


FIG.501B (1-G-15) OPT:METER (DT30R P40)

REF NO.	PART NO.	DESCRIPTION	Q'TY	REMARKS
1-1	34500-93J00	METER ASSY, HOUR	1	BLACK
1-2	34500-93J11	METER ASSY, HOUR	1	WHITE
2	09471-12103	.BULB (12V,3W,T6.5)	1	
3-1	34600-93J00	METER ASSY, VOLTAGE	1	BLACK
3-2	34600-93J11	METER ASSY, VOLTAGE	1	WHITE
4	09471-12103	.BULB (12V,3W,T6.5)	1	
5-1	34100-93J20	SPEEDOMETER ASSY	1	MAX 80KM/H BLACK
5-2	34100-93J31	SPEEDOMETER ASSY	1	MAX 80KM/H WHITE
5-3	34100-93J40	SPEEDOMETER ASSY	1	MAX 45KNOTS BLACK
5-4	34100-93J51	SPEEDOMETER ASSY	1	MAX 45KNOTS WHITE
6	09471-12028	.BULB (12V,3.4W)	1	
7	34191-92E00	.TUBE	1	
8	09407-14407	.CLAMP (L:145)	2	
9	36615-96300	.TERMINAL, RESIN	2	
10	34190-95500	SENDER ASSY, SPEEDOMETER	1	
11	03112-06303	.SCREW	2	
12	34190-87D00	SENDER ASSY, SPEEDOMETER	1	
13-1	34200-93J20	TACHOMETER ASSY	1	BLACK
13-2	34200-93J32	TACHOMETER ASSY	1	WHITE
14	09471-12028	.BULB (12V,3.4W)	1	
15-1	34300-93J00	GAUGE ASSY, FUEL	1	BLACK
15-2	34300-93J11	GAUGE ASSY, FUEL	1	WHITE
16	34310-92E00	.LEAD, FUEL GAUGE	1	
17	34360-92E00	.ADAPTER, FUEL GAUGE	1	
18	09471-12103	.BULB (12V,3W,T6.5)	1	

FIG.508A

FIG.508A (1-H-2) OPT:REMOTE CONTROL (W/IGNITION SWITCH)

REF NO.	PART NO.	DESCRIPTION	Q'TY	REMARKS
1	67200-89E40	REMOTE CONTROL ASSY	1	
2	36620-95D10	..WIRE ASSY, REMOCON	1	
3	36628-92E00	..GROMMET	1	
4	37110-99E01	..SWITCH ASSY, IGNITION	1	
5-1	37141-99E00	..KEY (931)	1	
5-2	37141-99E10	..KEY (932)	1	
5-3	37141-99E20	..KEY (933)	1	
5-4	37141-99E30	..KEY (934)	1	
5-5	37141-99E40	..KEY (935)	1	
5-6	37141-99E50	..KEY (936)	1	
5-7	37141-99E60	..KEY (937)	1	
5-8	37141-99E70	..KEY (938)	1	
5-9	37141-99E80	..KEY (939)	1	
5-10	37141-99E90	..KEY (940)	1	
5-11	37141-99EA0	..KEY (941)	1	
5-12	37141-99EB0	..KEY (942)	1	
6	37143-99E00	..CAP, KEY	1	
7	37149-93J00	..CAP, CYLINDER BODY	1	
8	37864-94J10	..CAP, PTT SW	1	
9	37820-92E04	..SWITCH ASSY, EMERGENCY	1	
10	37823-92E01	..PLATE	1	
11	37826-92J00	..NUT	1	
12	77811-54GB0-0PG	..EMBLEM, RR MARK S (CHROME)	1	
13	38500-92X50	..BUZZER, WARNING	1	
14	67212-95600	..WASHER	1	
15	67282-94L00	..DECAL, REMOCON SIDE	1	
16	67214-92E00	..SCREW (5X20)	1	
17	67220-95620	..PLATE ASSY	1	
18	67223-99E10	..KNOB, BRAKE ADJUST	1	
19	67229-95600	..ROLLER	1	
20	67232-95600	..BUSH	1	
21	67238-87D00	..GEAR, DRIVE	1	
22	67241-99E10	..LEVER, FREE THROTTLE	1	
23	67243-95600	..BUSH	1	

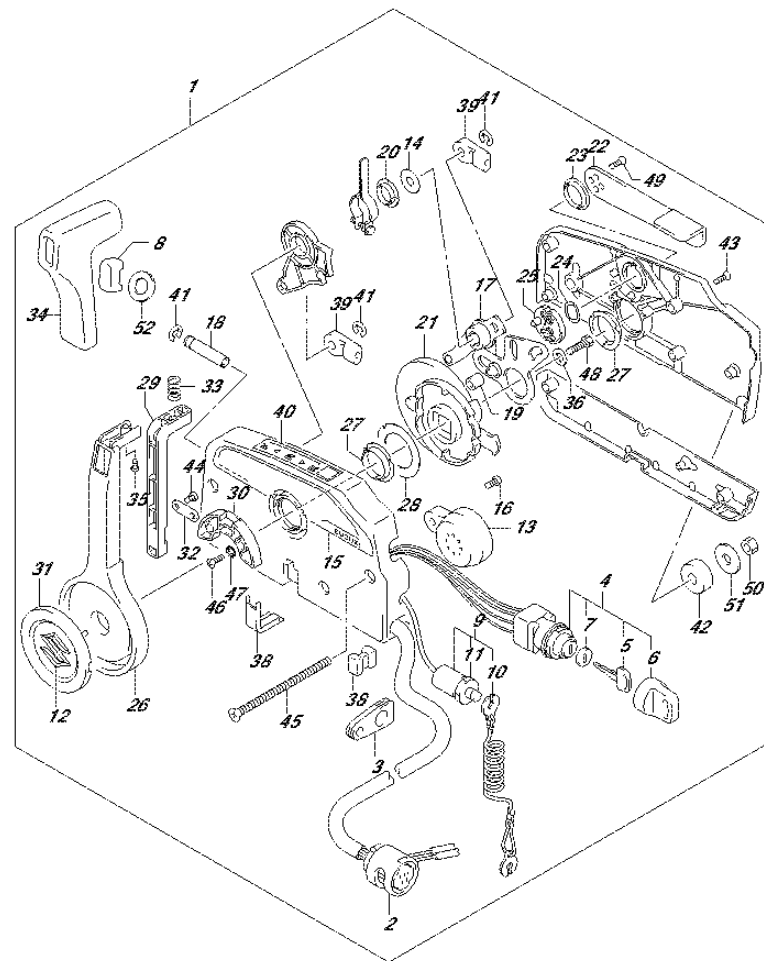


FIG.508A

FIG.508A (1-H-3) OPT:REMOTE CONTROL (W/IGNITION SWITCH)

REF NO.	PART NO.	DESCRIPTION	Q'TY	REMARKS
24	67244-95600	.WAVE WASHER	1	
25	67245-95600	.DRUM, FREE THROTTLE	1	
26	67251-99E20	.LEVER, HANDLE	1	
27	67252-95600	.BUSH	2	
28	67253-95600	.WASHER	1	
29	67255-99E10	.ARM, LOCK	1	
30	67256-95600	.HOLDER, NEUT LOCK	1	
31	67257-99E10	.CAP, LEVER	1	
32	67258-99E00	.BRACKET	1	
33	67259-87D00	.SPRING, NEUTRAL ARM	1	
34	67261-99E10	.GRIP	1	
35	67296-94310	.SCREW, BUZZER BRKT	1	
36	67264-95600	.WASHER	1	
37	67267-93J00	.COVER, WIRE	1	
38	67273-95600	.SPACER	1	
39	67275-95600	.END, CABLE	2	
40	67284-94L00	.MARK, HANDLE LEVER	1	
41	67292-94300	.E RING	3	
42	67294-95600	.SPACER	3	
43	67296-90J00	.SCREW, COVER	5	
44	67296-94300	.SCREW	2	
45	67296-95600	.SCREW	3	
46	67296-95610	.SCREW	2	
47	67297-95600	.WASHER	2	
48	09100-08232	.BOLT (8X30)	1	
49	09126-05003	.SCREW (5X12)	2	
50	09140-06020	.NUT	3	
51	09160-06104	.WASHER (6.5X24X2)	3	
52	37859-90J00	.SPACER	1	

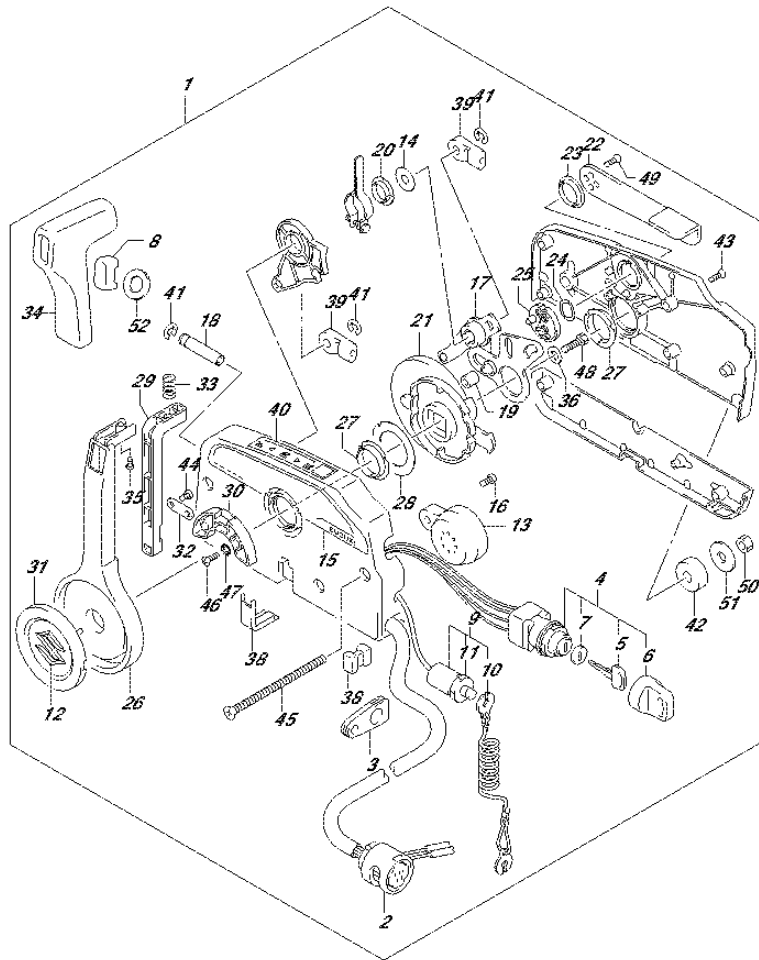
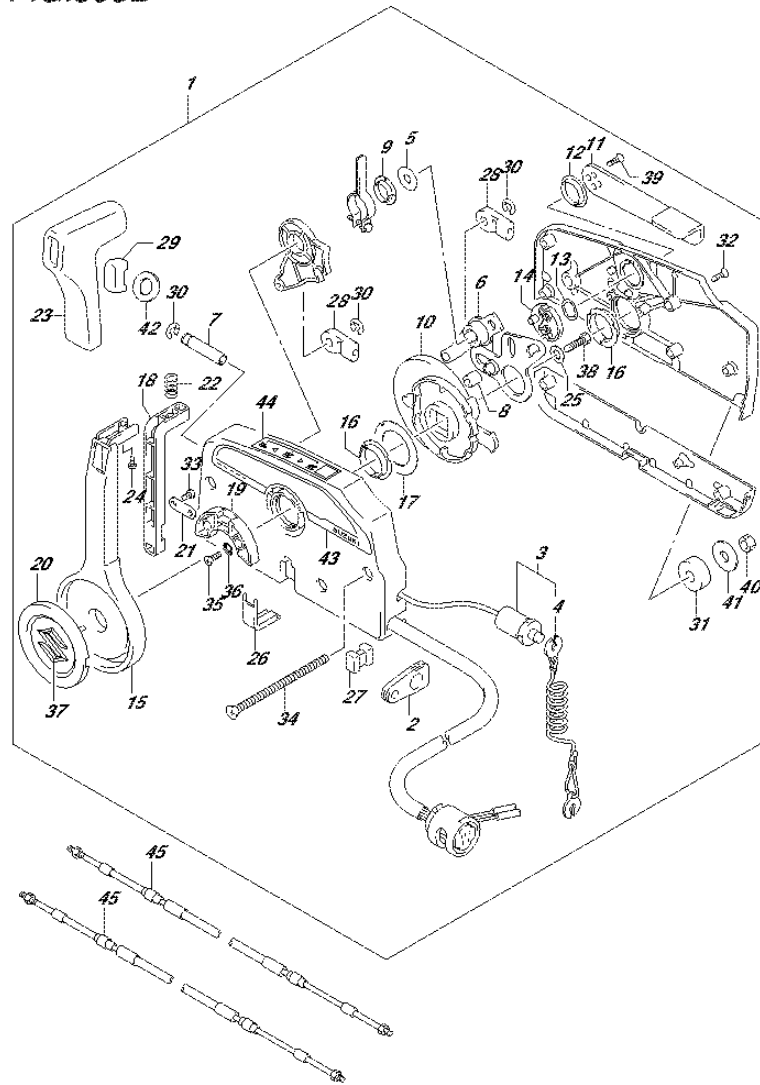


FIG.508B



DT25_30_P40_015_508B
OPT:REMOTE CONTROL

FIG.508B (1-H-4) OPT:REMOTE CONTROL (N/IGNITION SWITCH)

REF NO.	PART NO.	DESCRIPTION	Q'TY	REMARKS
1	67200-91J20	REMOTE CONTROL ASSY	1	
2	36628-92E00	.GROMMET, WIRE HARNESS	1	
3	37830-95D03	.SWITCH ASSY, EMERGENCY & STOP	1	
4	37823-92E01	.PLATE, LOCK	1	
5	67212-95600	.WASHER	1	
6	67220-95630	.PLATE ASSY	1	
7	67223-99E10	.KNOB, BRAKE ADJUST	1	
8	67229-95600	.ROLLER	1	
9	67232-95600	.BUSH	1	
10	67238-87D00	.GEAR, DRIVE	1	
11	67241-99E10	.LEVER, FREE THROTTLE	1	
12	67243-95600	.BUSH	1	
13	67244-95600	.WAVE WASHER	1	
14	67245-95600	.DRUM, FREE THROTTLE	1	
15	67251-99E20	.LEVER, HANDLE	1	
16	67252-95600	.BUSH	2	
17	67253-95600	.WASHER	1	
18	67255-99E10	.ARM, LOCK	1	
19	67256-95600	.HOLDER, NEUTRAL LOCK	1	
20	67257-99E10	.CAP, LEVER	1	
21	67258-99E00	.BRACKET	1	
22	67259-87D00	.SPRING, NEUTRAL ARM	1	
23	67261-99E10	.GRIP	1	
24	67296-94310	.SCREW	1	
25	67264-95600	.WASHER	1	
26	67267-93J00	.COVER, WIRE	1	
27	67273-95600	.SPACER	1	
28	67275-95600	.END, CABLE	2	
29	37864-94J10	.CAP, PTT SWITCH	1	
30	67292-94300	E RING	3	
31	67294-95600	.SPACER	3	
32	67296-90J00	.SCREW, REAR COVER	5	
33	67296-94300	.SCREW	2	
34	67296-95600	.SCREW	3	

DT25_30_P40_015

FIG.508B

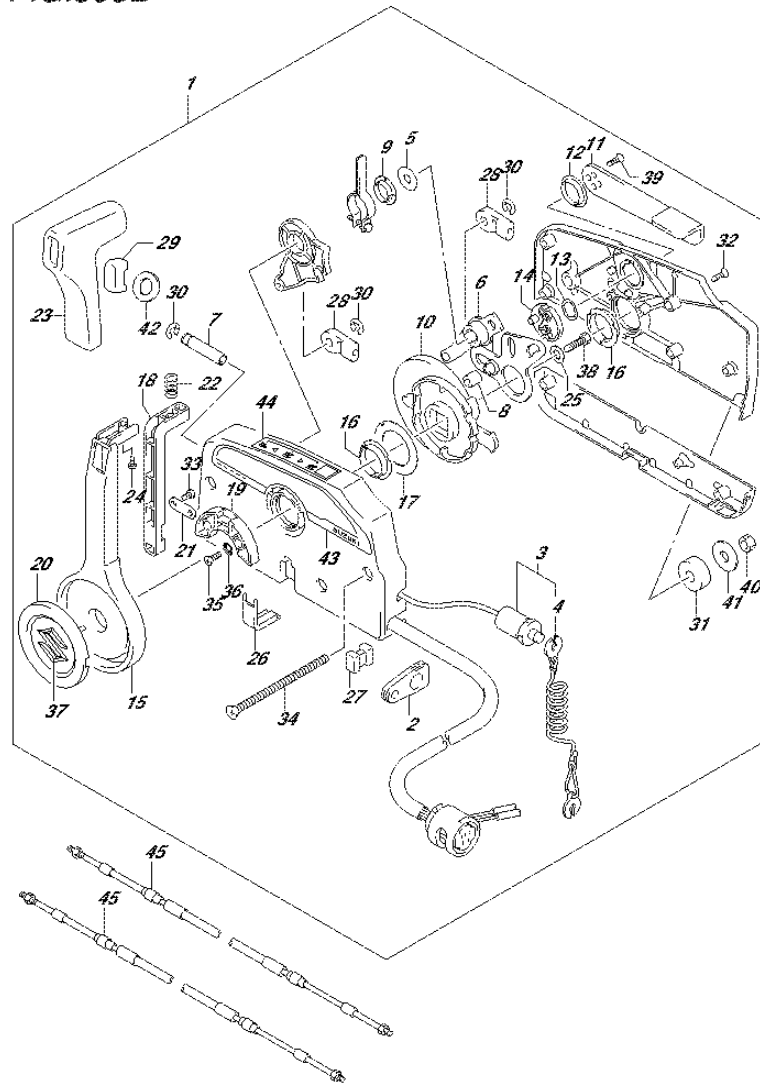


FIG.508B (1-H-5) OPT:REMOTE CONTROL (N/IGNITION SWITCH)

REF NO.	PART NO.	DESCRIPTION	Q'TY	REMARKS
35	67296-95610	.SCREW	2	
36	67297-95600	.WASHER	2	
37	77811-54GB0-0PG	.EMBLEM, REAR MARK S (CHROME)	1	
38	09100-08232	.BOLT (8X30)	1	
39	09126-05003	.SCREW (5X12)	2	
40	09140-06020	.NUT	3	
41	09160-06104	.WASHER (6.5X24X2)	3	
42	37859-90J00	.SPACER	1	
43	67282-94L00	.DECAL, REMOCON SIDE	1	
44	67284-94L00	.MARK, HANDLE LEVER	1	
45-1	67320-93J00	CABLE ASSY, REMOCON 8F (2.4M)	2	
45-2	67320-93J10	CABLE ASSY, REMOCON 10F (3.1M)	2	
45-3	67320-93J20	CABLE ASSY, REMOCON 12F (3.7M)	2	
45-4	67320-93J30	CABLE ASSY, REMOCON 14F (4.3M)	2	
45-5	67320-93J40	CABLE ASSY, REMOCON 16F (4.9M)	2	
45-6	67320-93J50	CABLE ASSY, REMOCON 18F (5.4M)	2	
45-7	67320-93J60	CABLE ASSY, REMOCON 20F (6.1M)	2	
45-8	67320-93J70	CABLE ASSY, REMOCON 22F (6.7M)	2	
45-9	67320-93J80	CABLE ASSY, REMOCON 24F (7.3M)	2	

FIG.514A

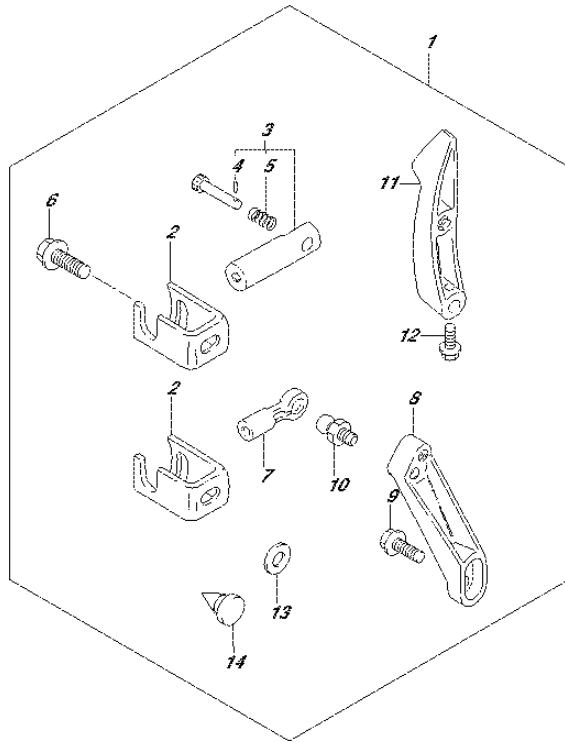
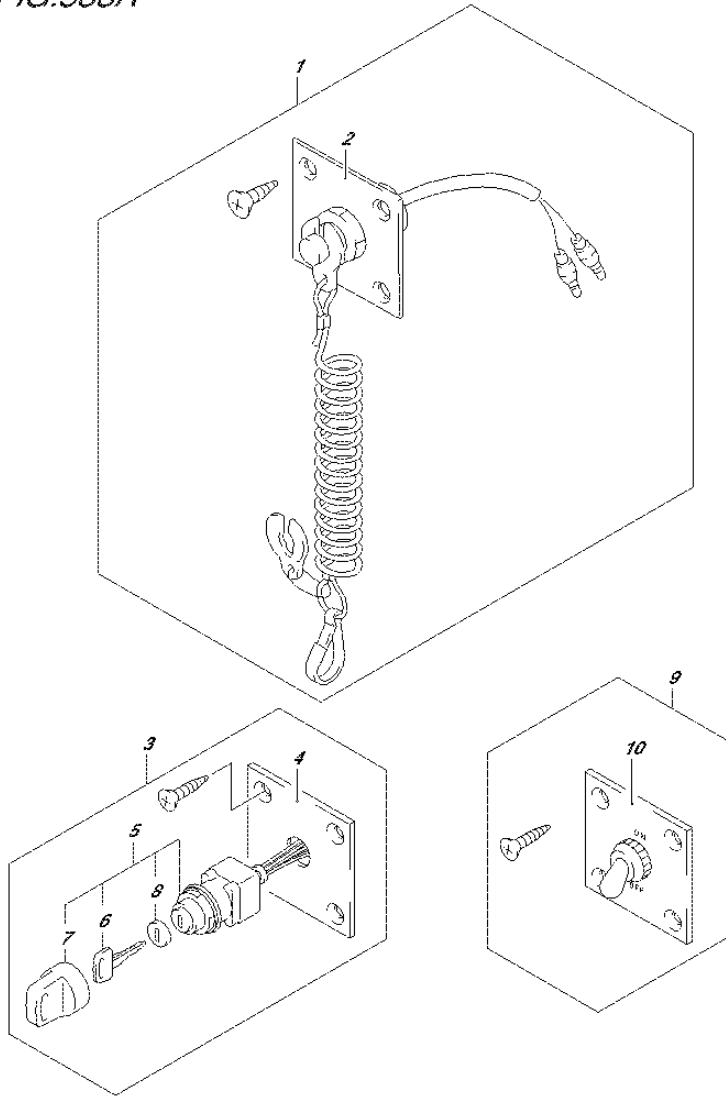


FIG.514A (1-H-6) OPT:REMOCON PARTS SET

REF NO.	PART NO.	DESCRIPTION	Q'TY	REMARKS
1	67130-91L00-0EP	REMOTE CONTROL PARTS SET (BLACK)	1	
2	67341-94302	.HOLDER, REMO-CON CABLE	2	
3	67440-93701	.GUIDE, CLUTCH CABLE	1	
4	09205-02006	..SPRING PIN (2X12)	1	
5	09440-09042	..SPRING	1	
6	09116-06237	.BOLT (6X15)	2	
7	67466-95200	.CONNECTOR, REMO-CON CABLE	1	
8	67414-91L00-0EP	.LEVER, REMO-CON THROTTLE (BLACK)	1	
9	09116-06094	.BOLT (6X15)	1	
10	09119-06047	.PIVOT	1	
11	21111-96303-0EP	.LEVER, CLUTCH (BLACK)	1	
12	09103-06093	.BOLT (6X20)	1	
13	09160-05024	.WASHER (5.5X16X1.5)	1	
14	09250-06012	.PLUG (OD:10)	1	

FIG.533A



DT25_30_P40_015_533A
OPT:SWITCH PANEL

FIG.533A (1-H-7) OPT:SWITCH PANEL (ELECTRIC STARTER) (DT30 P40)

REF NO.	PART NO.	DESCRIPTION	Q'TY	REMARKS
1	37803-99E04	PANEL ASSY, EMERGENCY SWITCH	1	
2	37825-99E00	.PANEL	1	
3	37100-99E00	PANEL ASSY, IGNITION SWITCH	1	
4	37139-99E00	.PANEL	1	
5	37110-99E01	.SWITCH ASSY, IGNITION	1	
6-1	37141-99E00	..KEY (931)	1	
6-2	37141-99E10	..KEY (932)	1	
6-3	37141-99E20	..KEY (933)	1	
6-4	37141-99E30	..KEY (934)	1	
6-5	37141-99E40	..KEY (935)	1	
6-6	37141-99E50	..KEY (936)	1	
6-7	37141-99E60	..KEY (937)	1	
6-8	37141-99E70	..KEY (938)	1	
6-9	37141-99E80	..KEY (939)	1	
6-10	37141-99E90	..KEY (940)	1	
6-11	37141-99EA0	..KEY (941)	1	
6-12	37141-99EB0	..KEY (942)	1	
7	37143-99E00	..CAP, KEY	1	
8	37149-93J00	..CAP, CYLINDER BODY	1	
9	37210-93J00	PANEL ASSY, LIGHTING SW	1	
10	37212-93J00	.PANEL	1	

DT25_30_P40_015

FIG.533B

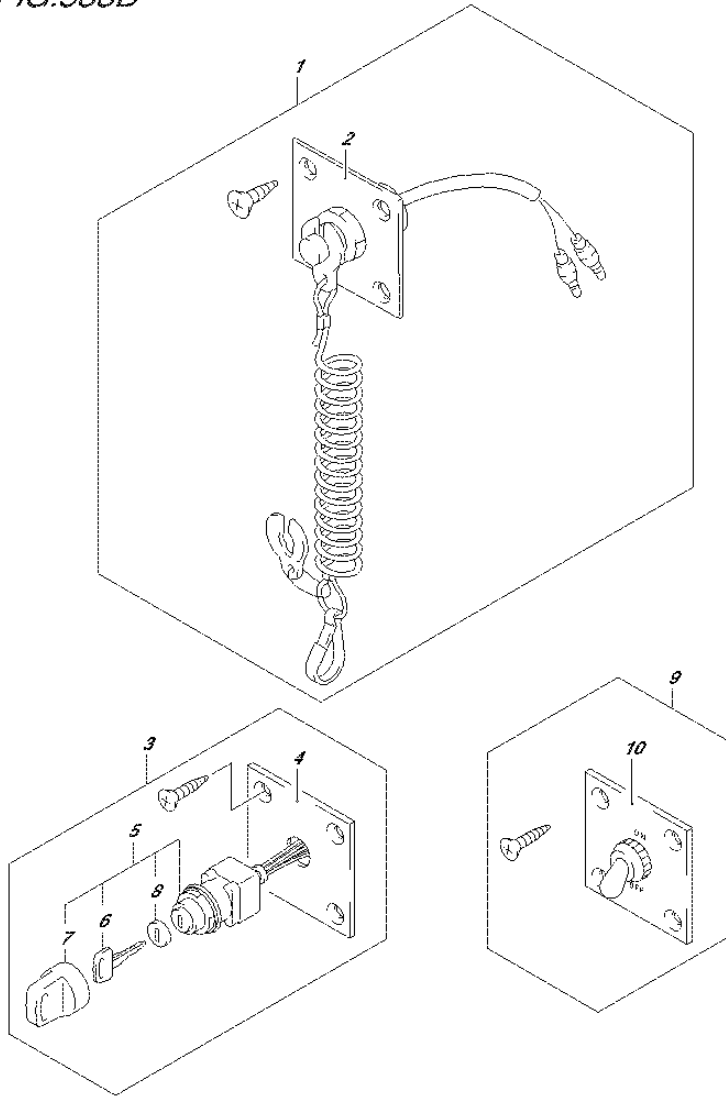


FIG.533B (1-H-8) OPT:SWITCH PANEL (DT30R P40)

REF NO.	PART NO.	DESCRIPTION	Q'TY	REMARKS
1	37803-99E04	PANEL ASSY, EMERGENCY SWITCH	1	
2	37825-99E00	.PANEL	1	
3	37100-99E00	PANEL ASSY, IGNITION SWITCH	1	
4	37139-99E00	.PANEL	1	
5	37110-99E01	.SWITCH ASSY, IGNITION	1	
6-1	37141-99E00	..KEY (931)	1	
6-2	37141-99E10	..KEY (932)	1	
6-3	37141-99E20	..KEY (933)	1	
6-4	37141-99E30	..KEY (934)	1	
6-5	37141-99E40	..KEY (935)	1	
6-6	37141-99E50	..KEY (936)	1	
6-7	37141-99E60	..KEY (937)	1	
6-8	37141-99E70	..KEY (938)	1	
6-9	37141-99E80	..KEY (939)	1	
6-10	37141-99E90	..KEY (940)	1	
6-11	37141-99EA0	..KEY (941)	1	
6-12	37141-99EB0	..KEY (942)	1	
7	37143-99E00	..CAP, KEY	1	
8	37149-93J00	..CAP, CYLINDER BODY	1	
9	37210-93J00	PANEL ASSY, LIGHTING SW	1	
10	37212-93J00	.PANEL	1	

FIG.550A

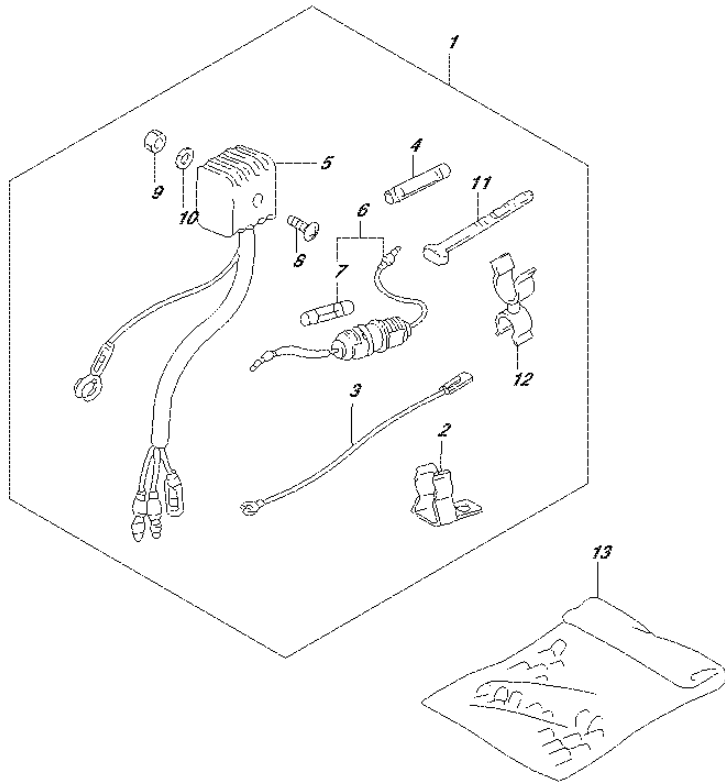


FIG.550A (1-H-9) OPT:ELECTRICAL (DT25K P36)

REF NO.	PART NO.	DESCRIPTION	Q'TY	REMARKS
1	32801-96304	RECTIFIER SET	1	
2	36791-95200	.HOLDER	1	
3	37801-98300	.LEAD, WIRE	1	
4	37132-93700	.WIRE, CONNECTOR	1	
5	32800-95D01	.RECTIFIER	1	
6	36740-95253	.CASE ASSY, FUSE	1	
7	09481-20001	..FUSE (20A)	1	
8	02142-05257	.SCREW	1	
9	08310-00057	.NUT	1	
10	08321-0105A	.WASHER	1	
11	09407-14403	.CLAMP (L:125)	1	
12	09408-00045	.CLAMP	1	
13	36990-87D00	TERMINAL & SLEEVE SET	1	

FIG.550B

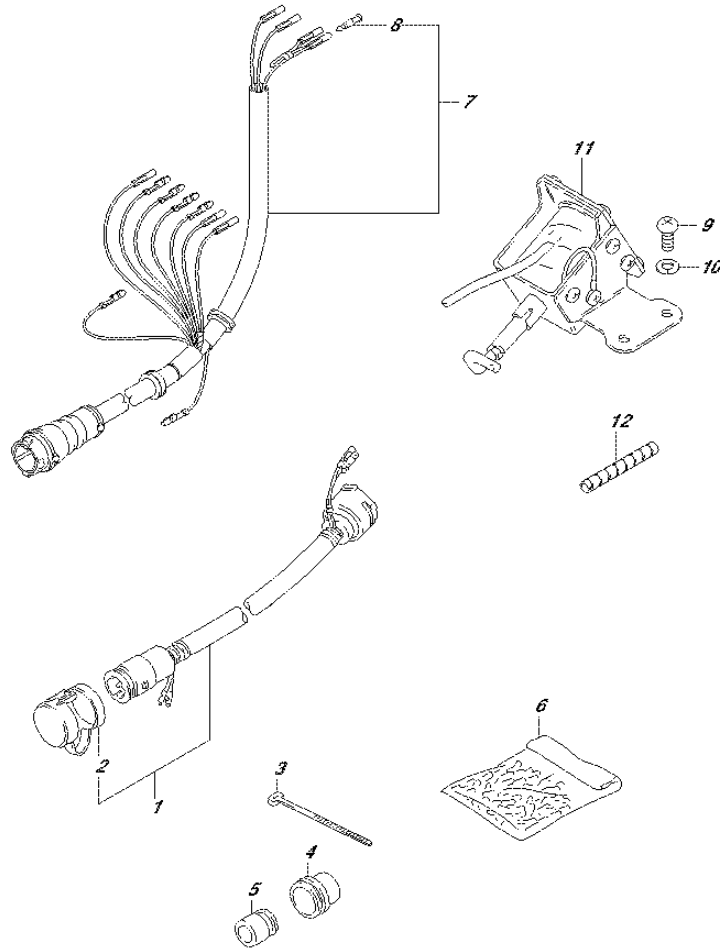


FIG.550B (1-H-10) OPT:ELECTRICAL (DT30R P40)

REF NO.	PART NO.	DESCRIPTION	Q'TY	REMARKS
1-1	36620-87D20	WIRING HARNESS, REMO-CON	1	L:5000
1-2	36620-95302	WIRING HARNESS, REMO-CON	1	L:2000
2	36631-94300	.CAP, REMO-CON HARNESS	1	
3	09407-25402	CLAMP (L:250)	1	
4	36612-94301	GROMMET, 1	1	
5	36613-94300	GROMMET, 2	1	
6	36990-87D00	TERMINAL & SLEEVE SET	1	
7	36620-95D00	WIRING HARNESS, REMO-CON	1	
8	36615-96300	.TERMINAL	4	
9	02112-05127	SCREW	2	
10	08321-0105A	WASHER	2	
11	38600-96301	SOLENOID, CHOKE	1	
12	33833-91J00	TUBE	1	L:250->50

FIG.553A

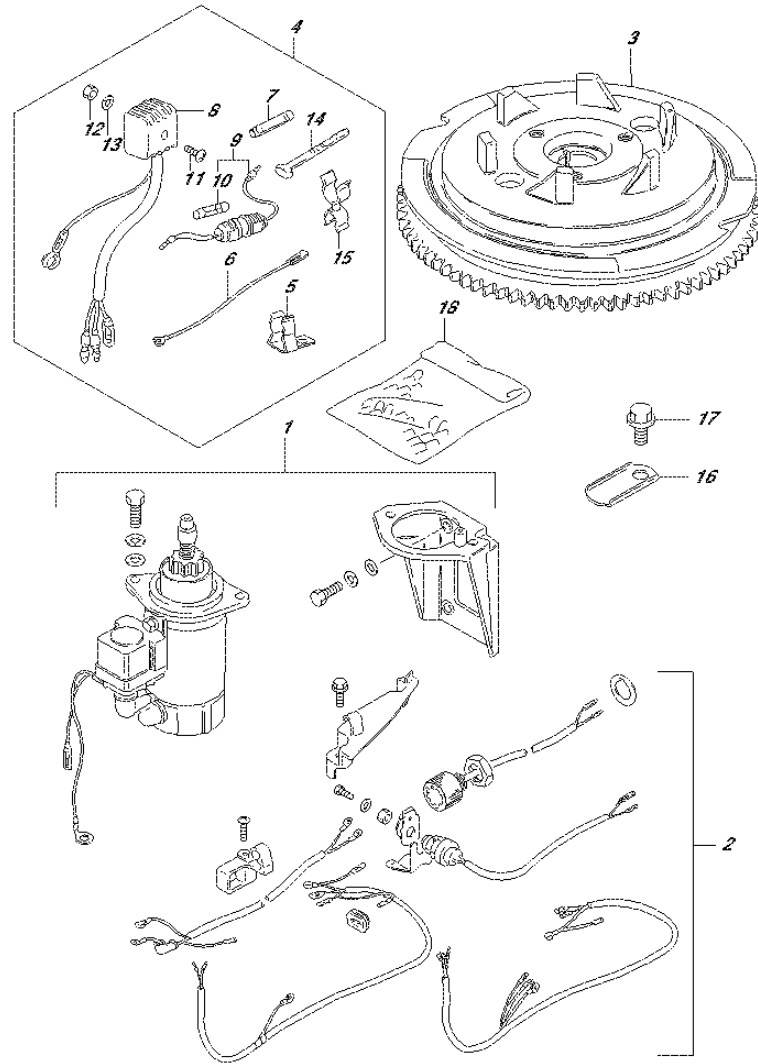


FIG.553A (1-H-11) OPT:ELECTRICAL (MANUAL STARTER) (DT30 P40)

REF NO.	PART NO.	DESCRIPTION	Q'TY	REMARKS
1	31101-96320-OEP	MOTOR SET, STARTER (BLACK)	1	
2	33800-96304	SWITCH, STARTER/CABLE SET	1	
3	32102-96462	FLYWHEEL	1	
4	32801-96304	RECTIFIER SET	1	
5	36791-95200	.HOLDER	1	
6	37801-98300	.LEAD, WIRE	1	
7	37132-93700	.WIRE, CONNECTOR	1	
8	32800-95D01	.RECTIFIER	1	
9	36740-95253	.CASE ASSY, FUSE	1	
10	09481-20001	..FUSE (20A)	1	
11	02142-05257	.SCREW	1	
12	08310-00057	.NUT	1	
13	08321-0105A	.WASHER	1	
14	09407-14403	.CLAMP (L:125)	1	
15	09408-00045	.CLAMP	1	
16	33815-94501	PROTECTOR, CABLE	1	
17	01550-06167	BOLT	1	
18	36990-87D00	TERMINAL & SLEEVE SET	1	

FIG.554A

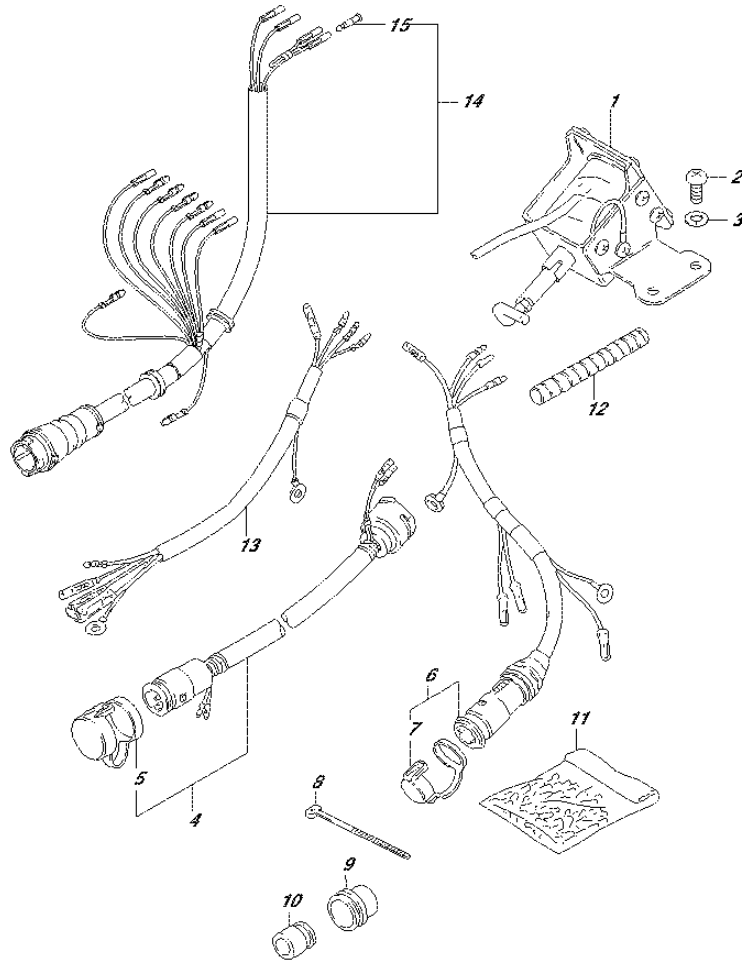


FIG.554A (1-H-12) OPT:ELECTRICAL (ELECTRIC STARTER) (DT30 P40)

REF NO.	PART NO.	DESCRIPTION	Q'TY	REMARKS
1	38600-96301	SOLENOID, CHOKE	1	
2	02112-05127	SCREW	2	
3	08321-0105A	WASHER	2	
4-1	36620-87D20	WIRING HARNESS, REMO-CON	1	L:5000
4-2	36620-95302	WIRING HARNESS, REMO-CON	1	L:2000
5	36631-94300	.CAP, REMO-CON HARNESS	1	
6	36630-96321	WIRING HARNESS, REMO-CON	1	
7	36631-94300	.CAP, REMO-CON HARNESS	1	
8	09407-25402	CLAMP (L:250)	1	
9	36612-94301	GROMMET, 1	1	
10	36613-94300	GROMMET, 2	1	
11	36990-87D00	TERMINAL & SLEEVE SET	1	
12	33833-91J00	TUBE	1	L:250->50
13	36630-96311	WIRING HARNESS, REMO-CON	1	
14	36620-95D00	WIRING HARNESS, REMO-CON	1	
15	36615-96300	.TERMINAL	4	

FIG.575A

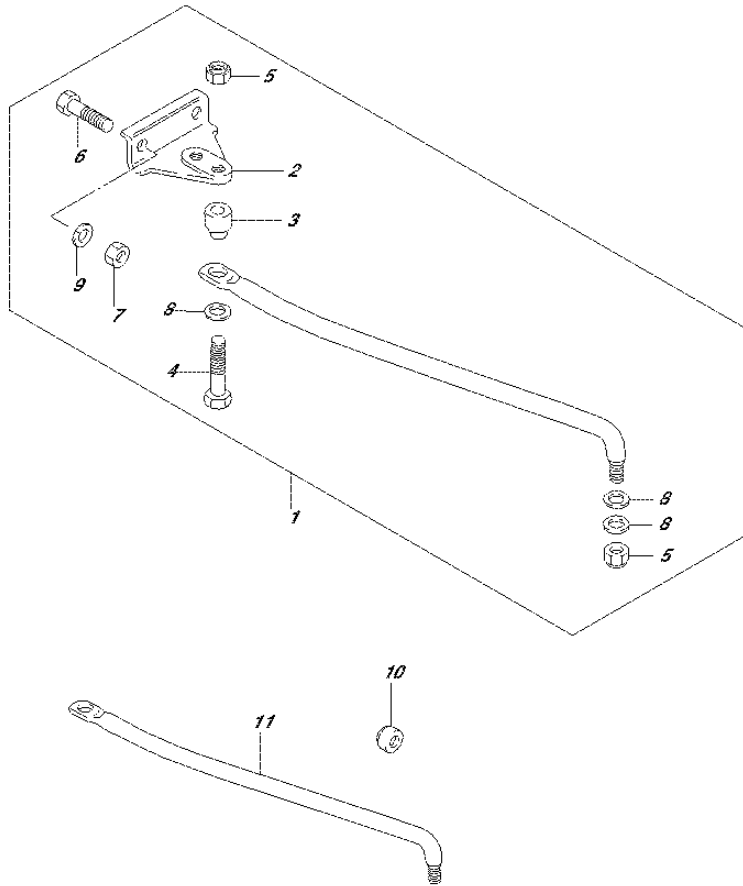


FIG.575A (1-H-13) OPT:DRAG LINK

REF NO.	PART NO.	DESCRIPTION	Q'TY	REMARKS
1	67701-94420	DRAG LINK ASSY	1	
2	43755-96320	.ATTACHMENT, STEERING BRACKET	1	
3	67721-94310	.SPACER	1	
4	67725-99E10	.BOLT	1	
5	67726-99E00	.NUT	2	
6	09100-08309	.BOLT (8X35)	2	
7	09140-08023-XC0	.NUT	2	
8	67728-99E00	.WASHER	3	
9	29162-93J10	.LOCK WASHER	2	
10	41161-94400	SEAL, STEERING CABLE	1	
11	67711-97E60	DRAG LINK	1	

FIG.580A

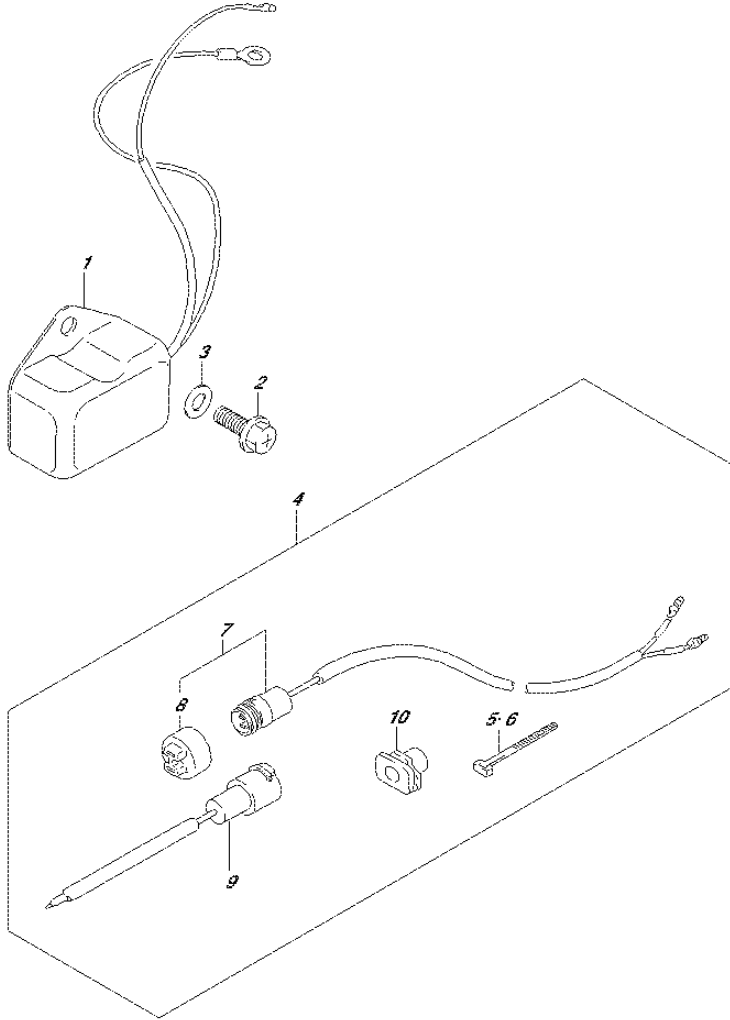


FIG.580A (1-H-14) OPT:REGULATOR (DT25K P36)

REF NO.	PART NO.	DESCRIPTION	Q'TY	REMARKS
1	32500-95722	REGULATOR, VOLTAGE	1	
2	02162-06127	SCREW	2	
3	08322-01067	WASHER	2	
4	39600-93910	RECEPTACLE SET	1	
5	09407-25402	.CLAMP (L:250)	1	
6	09407-10403	.CLAMP (L:95)	1	
7	39601-95D00	.RECEPTACLE ASSY, LIGHTING	1	
8	36634-93910	..CAP, LIGHTING RECEPTACLE	1	
9	39602-93900	.PLUG ASSY, LAMP CORD	1	
10	39603-94400	.GROMMET	1	

FIG.580B

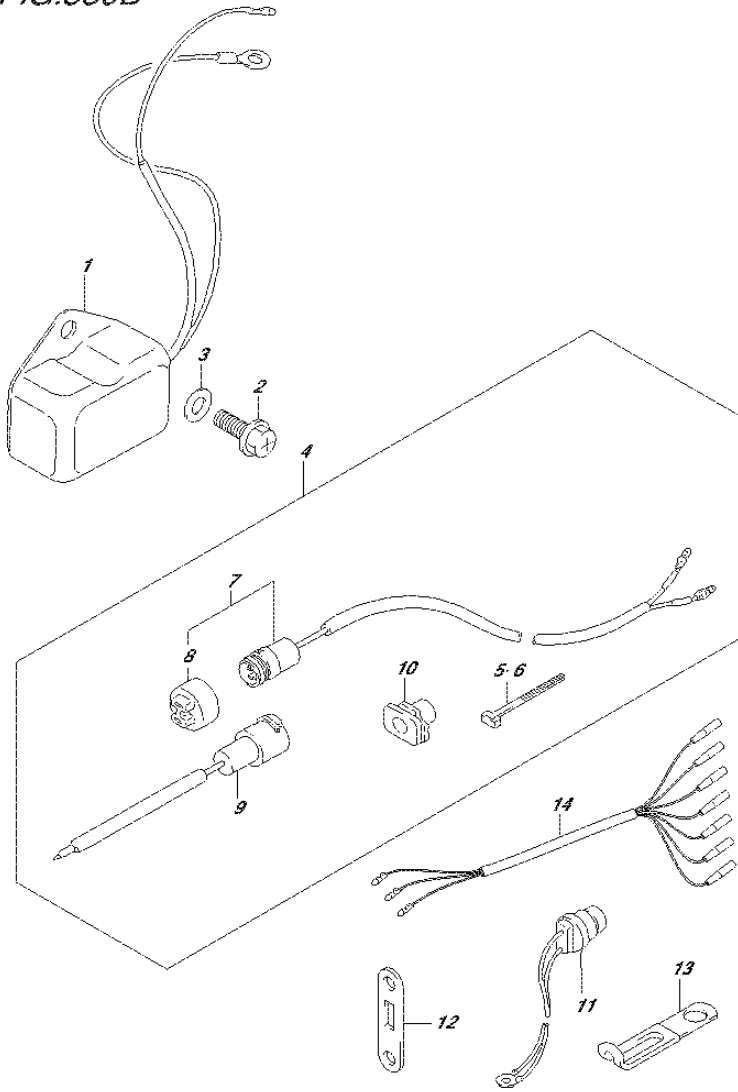


FIG.580B (1-H-15) OPT:REGULATOR (DT30 P40)

REF NO.	PART NO.	DESCRIPTION	Q'TY	REMARKS
1	32500-95722	REGULATOR, VOLTAGE	1	
2	02162-06127	SCREW	2	
3	08322-01067	WASHER	2	
4	39600-93910	RECEPTACLE SET	1	W/MANUAL STARTER
5	09407-25402	.CLAMP (L:250)	1	
6	09407-10403	.CLAMP (L:95)	1	
7	39601-95D00	.RECEPTACLE ASSY, LIGHTING	1	
8	36634-93910	.CAP, LIGHTING RECEPTACLE	1	
9	39602-93900	.PLUG ASSY, LAMP CORD	1	
10	39603-94400	.GROMMET	1	
11	34850-94700	SENSOR, HEAT	1	W/ELECTRIC STARTER
12	34853-94301	SUPPORT, HEAT SENSOR	1	W/ELECTRIC STARTER
13	09404-08205	CLAMP (L:45)	1	W/ELECTRIC STARTER
14	36630-92E00	WIRE ASSY, INSTRUMENT	1	W/ELECTRIC STARTER

FIG.580C

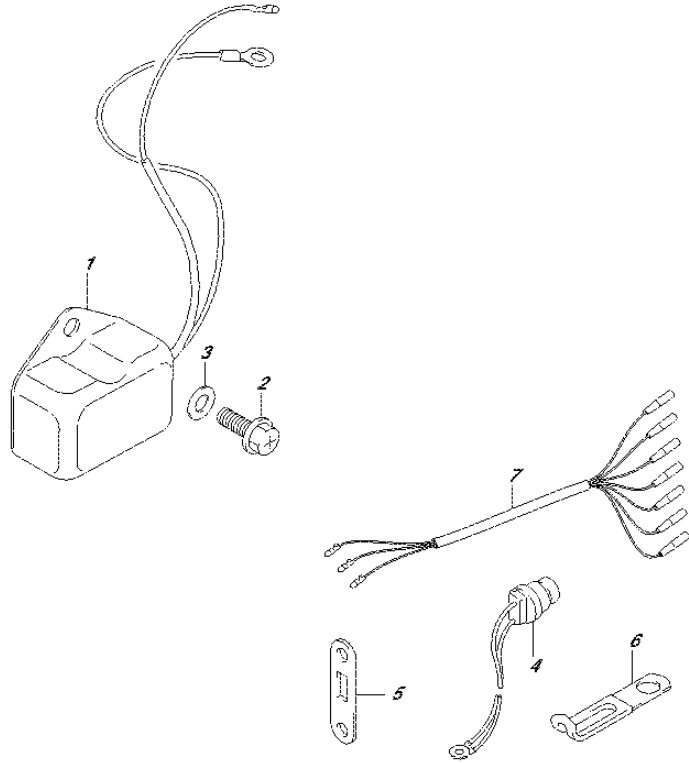


FIG.580C (1-I-2) OPT:REGULATOR (DT30R P40)

REF NO.	PART NO.	DESCRIPTION	Q'TY	REMARKS
1	32500-95722	REGULATOR, VOLTAGE	1	
2	02162-06127	SCREW	2	
3	08322-01067	WASHER	2	
4	34850-94700	SENSOR, HEAT	1	
5	34853-94301	SUPPORT, HEAT SENSOR	1	
6	09404-08205	CLAMP (L:45)	1	
7	36630-92E00	WIRE ASSY, INSTRUMENT	1	

PART NO.	FIG.NO.-REF.NO.	PART NO.	FIG.NO.-REF.NO.	PART NO.	FIG.NO.-REF.NO.
10000		12161-91L00	116A-8 116B-8 116C-8	13250-93012	128A-7 128B-6 128C-6
		12200-91L31	116B-7 116C-7	13251-93320	128B-7 128C-7
11111-91L20	112B-3 112C-3	12200-91L41	116A-7	13254-98300	128A-9
11111-91L30	112A-3	12211-96311	116A-11 116A-12		128B-8 128C-8
11119-91L00	112A-6 112B-6 112C-6		116B-11 116B-12 116C-11	13254-98410 13261-95200 13265-94360	128A-8 128A-34 128A-21
11141-96344	112A-4 112B-4 112C-4	12221-91L30	116C-12 116A-13 116B-13	13268-96111	128A-12 128B-10 128C-10
11161-91L10	112A-1 112B-1		116C-13 116A-15	13269-93311	128B-4 128C-4
11162-96310	112C-1 112A-2 112B-2	12231-91L30	116B-15 116C-15	13269-98100 13270-94350	128A-4 128A-6
	112C-2	12232-91L31	116A-14 116B-14	13271-93311	128B-3 128C-3
11300-91L30	112B-8 112C-8		116C-14	13282-94350	128A-26
11300-91L40	112A-8	12240-91L30	116A-17 116B-17 116C-17	13370-28110	128A-11 128B-9 128C-9
11411-91L00	130A-1 130B-1 130C-1	12481-91L10	125A-3	13370-94350	128A-10
11413-96310	130A-2 130B-2 130C-2	12481-96380-0EP	125B-4 125C-4	13392-58600	128A-22 128B-13
11431-91L00	141A-2 141B-2	13121-96400	125A-4	13415-94350	128C-13
11433-91L00	141C-2 141A-1 141B-1 141C-1	13125-93010	125B-5 125C-5	13418-94360	128A-19 128A-20
		13125-95210	125A-5	13419-94400	128A-32
12100-91L00-050	116A-23 116B-24 116C-24	13150-91L00	125A-8 125B-8 125C-8	13441-94350 13443-94350 13446-94360	128A-24 128A-28 128A-31
12110-91L00-0B0	116B-1 116C-1	13152-91L00	125A-9 125B-9 125C-9	13450-94350 13461-94350 13521-78100	128A-23 128A-27 128A-25
12140-91L00	116B-2 116C-2	13153-91L00	125A-10 125B-10 125C-10	13534-96300	128A-17 128B-11 128C-11
12140-91L10	116A-2	13200-96461	128A-1	13580-96351	128A-30
12140-96351-050	116A-24 116B-25 116C-25	13200-964J0	128B-1 128C-1	13616-93900 13625-94300	128A-13 413A-30
12151-92502	116A-3 116B-3 116C-3	13235-94350	128A-5 128B-5 128C-5	13631-93501	413B-28 413C-27 128A-35
		13240-94620	128B-18 128C-18		128B-21 128C-21
		13245-94350	128A-18	13651-94350	128A-15
		13245-96400	128A-33		128A-16

PART NO.	FIG.NO.-REF.NO.	PART NO.	FIG.NO.-REF.NO.	PART NO.	FIG.NO.-REF.NO.
13651-95300	128A-14			146C-16	160C-21
13681-96301	128B-14 128C-14	15410-94400	146A-11 146B-12 146C-12	17560-91L20	160A-7 160B-7-2 160C-7-2
13682-96300	128B-15 128C-15	15413-87D10	146A-13 146B-14 146C-14	17560-91L30	160B-7-1 160C-7-1
13694-96300	128B-19 128C-19		146A-20 146A-12	17562-94L00	160A-10 160B-10 160C-10
13811-96300	125B-18 125C-18	15420-96300	146B-13 146C-13	17563-91L00	160A-8 160B-8
13811-96351	125A-19 125A-16		146B-5 146C-5	17564-91L00	160A-9 160B-9
14131-91L10	125B-15 125C-15	15851-94300	112B-17 112C-17		160C-9 160A-11
14141-91L10	125A-17 125B-16 125C-16	16710-95211	146A-10 146B-18 146C-18	17577-91L00	160B-11 160C-11 160A-22
14151-96311	125A-15 125B-14 125C-14	16911-92E20	160A-24 160B-24 160C-24		160B-22 160C-22 17631-94L00
14211-91L00	141A-4 141B-4-2 141C-4-2	17400-94L10	160A-1 160B-1 160C-1	17411-94L00	160A-12 160B-12 160C-12
14211-91L10	141B-4-1 141C-4-1		160A-2 160B-2 160C-2	17413-94L10	160A-13 160B-13 160C-13
14212-91L00	141A-6 141B-6 141C-6	17413-94L10	160A-20 160B-20 160C-20		17670-93953 17670-93962
15100-94311	146B-1 146C-1	17431-91L00	160A-20 160B-20-2 160C-20-2		112A-14 112B-14 112C-14
15100-9436V	146A-1 146B-2		160B-20-1 160C-20-1	17431-91L10	112B-18 112C-18
15170-94320	146C-2 146A-2		160B-19 160C-19	17432-96300	17685-96300
15170-94460	146B-3 146C-3		160A-3 160B-3 160C-3		112A-19 112B-19 112C-19
15183-94301	146B-4 146C-4	17461-94L00	160A-4 160B-4 160C-4		167A-1 167B-1 167C-1
15186-94300	146A-7 146A-6 146B-8		160A-4 160B-4 160C-4	17462-94L00	167A-2 167B-2 167C-2
15211-91J00-170	146A-7 146A-6		160A-5 160B-5 160C-5		18130-91L00
15211-91J00-180	146A-6 146B-8	17471-94L10	160A-6 160B-6 160C-6		167A-3 167B-3 167C-3
15211-91J00-195	146B-9 146C-8 146C-9		160A-6 160B-6 160C-6	17472-94L00	18132-89L00
	146C-8 146C-9		160A-21 160B-21		167A-8 167B-8 167C-8
15211-91J00-320	146B-11 146C-11		160A-21 160B-21	17520-91L00	167A-4 167B-4
15321-96300	146A-5 146B-7				
15321-99710	146C-7 146A-15 146B-16				
15322-96300	146A-15 146B-16				
15331-94300	146B-16				

PART NO.	FIG.NO.-REF.NO.	PART NO.	FIG.NO.-REF.NO.	PART NO.	FIG.NO.-REF.NO.
18151-96310	167C-4	19761-96351 19811-91L10	166C-8	23131-94300	201C-6
	167A-5		166A-5		201A-11
	167B-5		166B-9		201B-11
18210-93002	167C-5	19859-94300	166C-9	23311-95J00	201C-7
	167A-6		166B-10		201A-12
	167B-6		166C-10		201B-12
18280-96320	167C-6	20000	20000	25111-91L40	201C-8
	167A-7				201B-24-1
	167B-7				201C-17-1
18290-91L00	167C-7	20000	20000	25111-91L50	201A-24
	167A-9				201B-24-2
	167B-9				201C-17-2
18293-96310	167C-9	20000	20000	25211-94L00	201A-25
	167A-10				201B-25
	167B-10				201C-18
18411-96301	167C-10	21111-96303-0EP	201C-28	25215-94L00	201A-33
	167A-13	21111-96311	514A-11		201B-33
	167B-13	201A-1	201A-1		201C-26
18498-91J00	167C-13	21120-91L10	201B-1	25222-94L00	201A-26
	444A-25		201A-2		201B-26
	166A-12		201B-2		201C-19
18642-96301	166B-21	21131-94J00	201C-1	25231-96301	201A-27
	166C-21		420A-7		201B-27
	166A-13		420B-6		201C-20
18652-96300	166B-22	21142-96300	201A-3	25232-96302	201A-28
	166C-22		201B-3		201B-28
	167A-14		201A-4		201C-21
18711-91L10	167B-14	21210-91L10	201B-4	25311-94L00	201A-29
	167C-14		201C-2		201B-29
	167A-19		201A-5		201C-22
18721-91L10	167B-19	21241-91L10	201B-5	29116-93J10	336A-41
	166A-1		201C-3		336B-46
	166B-1		201A-6		336C-46
19121-91L00	166C-1	21242-91L10	201B-6	29125-93J10	335A-22
	166A-2		201A-7		405A-27
	166B-2		201B-7		405B-27
19131-95502	166C-2	21311-91L00	201C-4	29141-93J00	405C-27
	166B-3		201A-8		160A-15
	166C-3		201B-8		160B-15
19131-96300	166A-3	21312-96300	336A-2	29141-93J00	160C-15
	166B-4		336B-2		201A-16
	166C-4		336C-2		201B-16
19132-96300	166A-4	22511-99011	413A-1	29141-93J20	201C-10
	19135-96301		413B-1		407A-32
	166C-5		413C-1		335A-30
19135-96350	166B-6	23111-91L10	201A-9	29162-93J00	407A-33
	166C-6		201B-9		335A-18
	19141-96301		201C-5		29162-93J10
19720-91L00	166B-7	23131-93900	201A-10	29162-93J10	336B-44
	166C-7		201B-10		336C-44
	166B-8		201B-10		336C-44

PART NO.	FIG.NO.-REF.NO.	PART NO.	FIG.NO.-REF.NO.	PART NO.	FIG.NO.-REF.NO.
29404-93J10	442A-9	31800-94401	301B-5	33815-94501	322B-9
	444A-4		301A-12		322C-8
	444B-4		301B-12		553A-16
29404-93J10	575A-9	31805-96350	301A-13	33816-96300	322B-11
	146A-21		301B-13		322C-10
	146B-15		130B-4		322B-3
29404-93J10	146C-15	31911-91L00	130C-4	33820-89E01	322C-2
	303A-8		303B-1		322C-5
	303B-8		303C-1		303A-5
29404-93J10	303C-8	32102-96462	553A-3	33833-91J00	303C-5
	308A-7		303A-1		324A-1
	308A-12		303A-2		324B-5
29404-93J10	308B-9	32120-96320	303B-2-2	33833-91J00	324C-6
	308B-14		303B-2-1		324C-6
	308C-9		303C-2		550B-12
29404-93J10	308C-14	32140-96310	303A-3	34100-93J20	554A-12
	322A-2		303B-3		501A-5-1
	322B-13		303C-3		501B-5-1
29404-93J10	322C-12	32150-96340	303A-4	34100-93J31	501A-5-2
	444A-27		303B-4		501B-5-2
	444B-26		303C-4		501A-5-3
29404-93J10	444B-26	32500-95722	580A-1	34100-93J51	501B-5-3
	32800-95D01		580B-1		501A-5-4
	32801-96304		580C-1		501B-5-4
29404-93J10	308B-1	32800-95D01	580A-1	34190-87D00	501A-12
	308C-1		580B-1		501A-12
	550A-5		580C-1		501B-12
29404-93J10	550A-5	32801-96304	550A-5	34190-95500	501A-10
	553A-8		550A-1		501B-10
	550A-1		553A-8		501B-10
29404-93J10	553A-8	32801-96304	553A-4	34191-92E00	501A-7
	550A-1		553A-4		501B-7
	553A-4		553A-4		501A-13-1
31100-94401	301A-1	32890-91L00	308A-1	34200-93J20	501B-13-1
	301B-1		308B-3		501A-13-2
	553A-1		308C-3		501B-13-2
31101-96320-0EP	301A-7	32900-963A0	308B-10	34300-93J00	501A-15-1
	301B-7		308C-10		501B-15-1
	301A-8		308A-8		501A-15-2
31132-96300	301B-8	32900-963B0	308A-2	34300-93J11	501B-15-2
	301A-9		308B-4		501A-16
	301B-9		308C-4		501B-16
31173-89J00	301A-6	33410-96300	308B-12	34360-92E00	501A-17
	301B-6		308C-12		501B-17
	301A-10		308A-10		501A-1-1
31281-93340	301B-10	33410-96311	308B-15	34500-93J00	501B-1-1
	301A-2		308C-15		501A-1-2
	301B-2		308A-13		501B-1-2
31310-96300	301A-4	33510-90L00	553A-2	34500-93J11	501A-3-1
	301B-4		322B-7		501B-3-1
	301A-3		322C-6		501A-3-2
31320-94400	301B-3	33811-96300	322B-8	34600-93J11	501B-3-2
	301A-5		322C-7		501B-3-2
	301A-5		322C-7		580B-11

PART NO.	FIG.NO.-REF.NO.	PART NO.	FIG.NO.-REF.NO.	PART NO.	FIG.NO.-REF.NO.
34853-94301	580C-4 580B-12 580C-5		550B-6 553A-18 554A-11		508A-5-10 533A-6-10 533B-6-10
36610-91L00	322A-1 322B-1 324C-10	37100-99E00	533A-3 533B-3 450A-4	37141-99EA0	450A-5-11 508A-5-11 533A-6-11
36612-93900	550B-4 554A-9 550B-5	37110-99E01	508A-4 533A-5 533B-5	37141-99EB0	450A-5-12 508A-5-12 533A-6-12
36613-94300	554A-10 413A-31 413B-29	37132-93700	550A-4 553A-7 533A-4		533A-6-12 533B-6-12 450A-6
36615-96300	501A-9 501B-9 550B-8	37139-99E00	533B-4 450A-5-1 508A-5-1	37143-99E00	508A-6 508A-7 533B-7
36620-87D20	554A-15 550B-1-1 554A-4-1	37141-99E10	533A-6-1 533B-6-1 450A-5-2	37149-93J00	450A-7 508A-7 533A-8
36620-95302	550B-1-2 554A-4-2		508A-5-2 533A-6-2		533B-8 324B-1
36620-95D00	550B-7 554A-14	37141-99E20	533B-6-2 450A-5-3 508A-5-3	37160-96322	324B-1 533A-9
36620-95D10	450A-2 508A-2		533B-9 533A-10 533B-10	37210-93J00	533B-9 533A-10 533B-10
36628-92E00	450A-3 508A-3	37141-99E30	533B-6-3 450A-5-4 508A-5-4	37721-96354	324B-2 324C-1 324B-3
36630-92E00	508B-2 580B-14 580C-7		508A-5-4 533A-6-4 533B-6-4	37725-94302	324B-3 324C-2 324B-4
36630-96311	324C-7 554A-13	37141-99E40	450A-5-5 508A-5-5 533A-6-5	37726-96303	324B-4 324C-3 550A-3
36630-96321	324C-8 554A-6		533A-6-5 533B-6-5 450A-5-6	37801-98300	553A-6 533A-1 533B-1
36631-94300	324C-9 550B-2 554A-5	37141-99E50	508A-5-6 508A-5-6 533A-6-6	37803-99E04	533A-1 533B-1 450A-9
36634-93910	554A-7 580A-8 580B-8	37141-99E60	533B-6-6 450A-5-7 508A-5-7	37820-92E04	508A-9 450A-10 508A-10
36740-95253	322B-5 322C-4 550A-6		533A-6-7 533B-6-7 450A-5-8	37823-92E01	508B-4 324A-3 324B-7
36791-95200	553A-9 550A-2 553A-5	37141-99E70	533B-6-7 450A-5-8 508A-5-8	37823-97J00	533A-2 533B-2 450A-11
36894-95201	405A-26 405B-26 405C-26	37141-99E80	533A-6-8 508A-5-9 508A-5-9	37826-92J00	508A-11 324A-4 324B-8
36990-87D00	550A-13	37141-99E90	533A-6-9 533B-6-9 450A-5-10	37830-92L01	324A-2 324B-6 508B-3
				37830-95D03	

PART NO.	FIG.NO.-REF.NO.	PART NO.	FIG.NO.-REF.NO.	PART NO.	FIG.NO.-REF.NO.
37835-95D00	324A-5 324B-9	43411-96300	336A-12 336B-12 336C-11	45731-96312	336B-36 336C-36
37859-90J00	450A-48 508A-52 508B-42	43421-91L00	336A-13 336B-13 336C-12		
37864-94J10	450A-8 508A-8 508B-29	43710-91L00	336A-3 336B-3 336C-3		
38500-92X50	508A-13 324C-4	43741-91L00-0EP	336A-5 336B-5 336C-5	50000	
38600-96301	550B-11 554A-1 580A-4	43751-91L00-0EP	336A-6 336B-6 336C-6	52110-91L40-0EP	405B-4-1 405C-4-1
39600-93910	580B-4 580A-7 580B-7	43753-96310	336A-7 336B-7 336A-37	52110-91L50-0EP	405A-4 405B-4-2 405C-4-2
39601-95D00	580A-9 580B-9 580A-10	43755-96320	336B-7 336A-37 336B-42	52113-96330	141A-3 141B-3 141C-3
39602-93900	580B-10 413A-29 413B-27		336C-42 442A-2 575A-2	54121-96301	405A-6 405B-6 405C-6
39603-94400		45231-91L00	336A-16 336B-16 336C-15	54130-96320	405A-9 405B-9 405C-9
39669-94400		45241-91L00	336A-18 336B-18 336C-17	54137-91L10-0EP	405A-8 405B-8 405C-8
		45246-91L00	336A-17 336B-17 336C-16	54138-96300	405A-18 405B-18 405C-18
	40000	45252-91L00	336A-19 336B-19 336C-18	54151-96300	405A-13 405B-13 405C-13
41111-91L00-0EP	335A-1	45255-96302	336A-20 336B-20 336C-19	54160-96310	405A-5 405B-5 405C-5
41121-91L00-0EP	335A-6		336A-21 336B-21 336C-20	54165-96310	405A-14 405B-14 405C-14
41130-91L00	335A-12	45257-96300	336A-22 336B-22 336C-21	54211-91L10-0EP	405A-19 405B-19 405C-19
41151-94500	335A-13	45260-96300	336A-23 335A-11-1 335A-11-3	54212-91L10-0EP	405A-20 405B-20 405C-20
41161-94400	442A-10 575A-10 335A-23		336A-24 336B-24 336C-23	54221-91L10-0EP	405A-21 405B-21 405C-21
41200-91L00	335A-2	45311-91L00-0EP	336A-25 336B-25 336C-24	55100-94L10-0EP	407A-1
41211-93003	335A-7 335A-11-2 335A-11-1		336A-26 336B-26 336C-25	55114-963L0	407A-2
41211-93920	335A-3		336A-27 336B-27 336C-24		
41212-91L00-0EP	335A-8 335A-4 335A-9		336A-28 336B-28 336C-25		
41213-94J01	335A-9 335A-24 336A-1		336A-29 336B-29 336C-35		
41225-94400	336B-1 336C-1		336A-30 336B-30 336C-35		
43111-91L02-0EP					

PART NO.	FIG.NO.-REF.NO.	PART NO.	FIG.NO.-REF.NO.	PART NO.	FIG.NO.-REF.NO.
55125-96310	407A-7	58120-96401	407A-22		420B-8
55181-95200	407A-34	59178-97J00	407A-11		420C-7
55300-95500	407A-30	59412-91J00	146A-9	61472-94J00	167A-22
55321-87J00	407A-8	59800-90L00	420A-10		167B-22
55331-91L00	407A-28		420B-9		167C-20
55332-91L00	407A-29		420C-8	61610-90L00	413A-16
55332-94L10	407A-9				413B-16
55333-94L00	407A-10				413C-16
56120-91L11-0EP	407A-15			61616-93EL0	413A-17
56123-986L0	324A-8				413B-17
56130-94L00	220A-21				413C-17
	220B-21			61622-96302	420A-3
	220C-21				420B-3
57110-91L40	220A-1				420C-3
	220B-1-2			61642-90L00	413A-18
	220C-1-2	61110-91L20-0EP	413A-2		413B-18
57110-91L50	220B-1-1		413B-2		413C-18
	220C-1-1		413C-2	63111-91L00-0EP	444A-6
57133-94L00	220A-2	61112-91L00	413B-4		444B-6
	220B-2		413C-4	63114-94300	444A-2
	220C-2	61112-96320	413A-4		444B-2
57311-91L00	220A-5	61113-91L00	413A-5	63115-96310	444A-7
	220B-5		413B-5		444B-7
	220C-5		413C-5	63116-96301	444A-8
57510-94L00	220A-8	61131-91L00-RB4	413A-6		444B-8
	220B-8		413B-6	63118-94300	444A-24-1
	220C-8		413C-6		444B-24-1
57521-94L00	220A-9	61138-944L0	413A-25	63118-94310	444A-24-2
	220B-9		413B-25		444B-24-2
	220C-9		413C-25	63121-91L10-0EP	444A-1
57610-96311	220A-14	61155-94500	413A-23		444B-1
	220B-14		413B-23	63210-93E30	444A-22
	220C-14		413C-23		444B-22
57621-91L10	220A-15	61400-91L11-0EP	420A-1	63220-91L00	444A-23
	220B-15		420B-1		444B-23
	220C-15		420C-1	63223-92D00	444A-19
57630-96300	407A-35	61431-91L00-0EP	420A-2		444B-19
57631-95JL0	220A-20		420B-2	63225-93200	444A-11
	220B-20		420C-2		444B-11
	220C-20	61435-91L00	420A-5	63225-94J00	444A-26
57632-91L00	407A-23	61435-91L10	420B-5		444B-25
57633-96300	407A-24		420C-5	63240-94J10	444A-12
58100-91L00-019	407A-21-3	61443-91L00	420A-11		444B-12
58100-91L10-019	407A-21-4		420B-10	63241-986B0	444A-13
58100-95D01-019	407A-21-5		420C-9		444B-13
58100-96371-019	407A-21-6	61449-93921	420A-6	63244-94J00	444A-14
58100-96411-019	407A-21-1	61453-91L00	420A-12		444B-14
58100-96421-019	407A-21-2		420B-11	63610-91L00	444A-10
58100-96471-019	407A-21-7		420C-10		444B-10
58100-96481-019	407A-21-8	61458-89L00	420A-9	63625-94300	413C-29

PART NO.	FIG.NO.-REF.NO.	PART NO.	FIG.NO.-REF.NO.	PART NO.	FIG.NO.-REF.NO.
63625-96300	444A-9		432C-14	67243-95600	450A-20
	444B-9		432D-14		508A-23
65000-95D01	432B-1	65830-95500	432A-16		508B-12
	432C-1		432B-20	67244-95600	450A-21
	432D-1	65831-95D00	432A-4		508A-24
65000-99100	432A-1		432B-4		508B-13
65318-93910	432B-15		432C-4	67245-95600	450A-22
65520-95D01	432B-2		432D-4		508A-25
	432C-2	65842-94401	432A-17		508B-14
	432D-2		432B-21	67251-99E20	450A-23
65520-99100	432A-2	65890-95D00	432B-5		508A-26
65561-95D00	432A-3		432C-5		508B-15
	432B-3		432D-5	67252-95600	450A-24
	432C-3	65890-99100	432A-5		508A-27
	432D-3	65892-95D00	432A-6		508B-16
65700-87DL0	432C-10		432B-6	67253-95600	450A-25
	432D-10		432C-6		508A-28
65700-94416	432A-14		432D-6		508B-17
65700-94424	432B-16	67100-96300	336A-35	67255-99E10	450A-26
65700-95D04	432A-9		336B-40		508A-29
65700-96362	432B-10		336C-40		508B-18
65720-955L0	432A-21	67110-99710	336A-45	67256-95600	450A-27
65720-985L1	432B-8		336B-45		508A-30
	432C-8		336C-45		508B-19
	432D-8	67130-91L00-0EP	514A-1	67257-99E10	450A-28
65740-95D01	432B-7		508A-1		508A-31
	432C-7	67200-91J20	508B-1		508B-20
	432D-7	67200-963A0	450A-1	67258-99E00	450A-29
65740-99100	432A-7		450A-13		508A-32
65750-955L0	432A-11		508A-14		508B-21
	432A-15		508B-5	67259-87D00	450A-30
	432B-11	67214-92E00	508A-16		508A-33
	432C-11	67220-95620	450A-14		508B-22
	432D-11		508A-17	67261-99E10	450A-31
65750-98505	432A-10	67220-95630	508B-6		508A-34
	432B-12	67223-99E10	450A-15		508B-23
	432B-17		508A-18	67264-95600	450A-33
65750-985L0	432C-12		508B-7		508A-36
	432D-12	67229-95600	450A-16		508B-25
65761-91L00	432A-22		508A-19	67267-93J00	450A-34
65770-87DL0	432C-13		508B-8		508A-37
	432D-13	67232-95600	450A-17		508B-26
65770-90J11	432A-18		508A-20	67273-95600	450A-35
65770-99J01	432A-12		508B-9		508A-38
65779-93900	432B-13	67238-87D00	450A-18		508B-27
	432B-18		508A-21	67275-95600	450A-36
65781-98500	432A-13		508B-10		508A-39
	432A-19	67241-99E10	450A-19		508B-28
	432B-14		508A-22	67282-94L00	450A-49
	432B-19		508B-11		508A-15

PART NO.	FIG.NO.-REF.NO.	PART NO.	FIG.NO.-REF.NO.	PART NO.	FIG.NO.-REF.NO.	
67284-94L00	508B-43	67725-99E10	442A-4	01411-0620A	125A-7	
	450A-50		575A-4		125B-3	
	508A-40	67726-99E00	442A-5	01411-0820A	125C-3	
	508B-44		575A-5		125A-6	
67292-94300	450A-37	67728-99E00	442A-8	01547-06407	125B-6	
	508A-41		575A-8		125C-6	
67294-95600	508B-30	68110-88L00	420A-15	01550-06127	146B-6	
	450A-38		420B-14		146C-6	
	508A-42		420C-13	308A-6	01560-08607	112C-10
	508B-31		420A-13	308B-8		112A-12
67296-90J00	450A-39	69711-93E10	420B-12	01550-06167	308C-8	
	508A-43		420C-11		301A-14	112C-12
508B-32	167A-11		301B-14	01560-08657	112A-5	
450A-40	167B-11		308A-11		112B-5	
67296-94300	508A-44	69712-93E10	167C-11	01580-08207	112C-5	
	508B-33		420A-8		308B-13	03241-0625A
	450A-32	420B-7	308C-13	01580-08257	322C-11	
	508A-35	420C-6	322A-3		03542-06169	420A-4
67296-95600	508B-24	69714-94J00	444A-28	01580-08257	420B-4	
	450A-41		444B-27		322B-14-1	420C-4
	508A-45	70000	01550-06207	322C-9	04211-09109	112A-9
	508B-34			322C-13	301B-11	112B-9
450A-42	553A-17			550B-9	112C-9	
508A-46	112A-20			554A-2	407A-18	
67297-95600	508B-35	77811-54GB0-0PG	112B-20	02112-05207	08113-60060	
	450A-43		112C-20		08211-15203	220A-7-4
	508A-47		167A-15	125A-11	02112-3306A	220B-7-4
	508B-36		167A-16	125B-11		220C-7-4
67320-93J00	508B-45-1	90000	167B-15	02112-35087	08211-15204	
67320-93J10	508B-45-2		167B-16		303A-9	220A-7-6
67320-93J20	508B-45-3		167C-15	303B-9	220B-7-6	
67320-93J30	508B-45-4		167C-16	303C-9	220C-7-6	
67320-93J40	508B-45-5	99000-81159-50M	112A-7	08221-30404	220A-12-1	
67320-93J50	508B-45-6		112A-13		08310-00057	220B-12-1
67320-93J60	508B-45-7		112B-7	08310-00067	220C-12-1	
67320-93J70	508B-45-8		112B-13		550A-9	514A-12
67320-93J80	508B-45-9	99011-91L60-063	112C-7	08310-00067	553A-12	
67341-94302	451A-8		112C-13		301A-15	
67414-91L00-0EP	514A-2	99011-91L70-063	420B-13	02112-35207	301A-17	
	451A-1		125A-1		301B-15	
	514A-8		125B-1	301B-17	09108-06149	160A-16
67440-93701	451A-2	01550-06307	420C-12	02112-35257	413A-22	
	514A-3		125C-1		413B-22	09108-08300
	451A-5		125C-1	130A-3	02122-06167	413C-22
	514A-7		146A-4	130B-3		08316-10067
67466-95200	451A-3	01550-06357	125A-18	02122-0616A	125B-2	
	451A-5		125B-13		130C-3	09111-10066
	451A-7		125C-13	125A-13	08316-10087	125C-2
	442A-1		166A-10	125B-12		125A-14
67701-94420	575A-1	01550-08257	166B-19	02142-05257	125B-7	
67711-97E60	575A-11		166C-19		125C-7	09111-10068
67721-94310	442A-3		01550-08257	167A-17	09116-05010	146B-17
	575A-3			167A-20		550A-8
					553A-11	

PART NO.	FIG.NO.-REF.NO.	PART NO.	FIG.NO.-REF.NO.	PART NO.	FIG.NO.-REF.NO.
01560-08457	167B-17	02142-06357	125A-12	08321-0105A	128B-17
	167B-20		125B-17		128C-17
	167C-17	02142-06407	125C-17	08321-01067	550A-10
	112A-11		580A-2		550B-10
01560-08557	112B-11	02162-06127	580B-2	08321-01067	553A-13
	112C-11		580C-2		554A-3
	112A-10	03112-06303	501A-11	08321-01067	301A-16
	112B-10		501B-11		301A-18
01560-08607	112C-10	03142-0416C	201A-34	08322-01067	301B-16
	112A-12		201B-34		301B-18
	112B-12	03142-04259	201C-27	08322-01067	580A-3
	112C-12		160A-14		580B-3
01560-08657	112A-5	03241-0625A	160B-14	09100-06174	580C-3
	112B-5		160C-14		201A-13
	112C-5	03542-06169	322B-12	09100-06174	201B-13
	146A-3		322C-11		450A-44
01580-08207	130B-5	03542-06169	420A-4	09100-08232	508A-48
01580-08257	130C-5		420B-4		508B-38
02112-05127	301A-11	04211-09109	420C-4	09100-08309	336A-38
	301B-11		112A-9		336B-43
	550B-9	08113-60060	112B-9	09100-08311	336C-43
	554A-2		407A-18		442A-6
02112-05207	128B-16	08211-15203	220A-7-4	09100-08311	575A-6
128C-16	220B-7-4		335A-15		
02112-3306A	125A-11	08211-15204	220C-7-4	09100-08313	335A-16
125B-11	220C-7-4		405A-10		
02112-35087	125C-11	08211-15204	220A-7-6	09100-10318	405B-10
	303A-9		220B-7-6		405C-10
	303B-9	08221-30404	220C-7-6	09100-10319	405A-15
	303C-9		220A-12-1		405B-15
02112-35127	303A-10	08310-00057	220B-12-1	09103-06093	405C-15
303B-10	220C-12-1		514A-12		
02112-35207	303C-10	08310-00057	550A-9	09103-06281	407A-12
	324C-5		553A-12		167A-18
	303A-11	08310-00067	301A-15	09106-06098	167B-18
	303B-11		301A-17		167C-18
02112-35257	303C-11	08310-00067	301B-15	09108-06149	160A-16
	303A-12		301B-17		160B-16
	303B-12	08316-10067	413A-22	09111-10066	160C-16
	303C-12		413B-22		444A-3
02122-06167	130A-3	08316-10067	413C-22	09111-10066	444B-3
130B-3	125A-2		125A-2		336A-26
02122-0616A	130C-3	08316-10087	125B-2	09111-10066	336B-26
	125A-13		125C-2		336C-25
	125B-12	08316-10087	125A-14	09111-10067	335A-28
	125C-12		125B-7		336B-38
02142-05257	308B-2	08316-10087	125C-7	09111-10068	336C-38
308C-2	146A-14		146A-14		335A-29
02142-05257	550A-8	09116-05010	146B-17	09116-05010	336A-25
	553A-11		146C-17		336B-25

PART NO.	FIG.NO.-REF.NO.	PART NO.	FIG.NO.-REF.NO.	PART NO.	FIG.NO.-REF.NO.
	336C-24		407A-6		432D-9
09116-06094	514A-9	09118-08169	405A-3	09140-18014	303A-6
09116-06223	413A-9		405B-3		303B-6
	413B-9		405C-3		303C-6
	413C-9	09118-08172	405A-2	09141-14008	407A-25
09116-06225	201A-15		405B-2	09148-06008	444A-15
	201B-15		405C-2		444B-15
	336B-37	09119-05010	166B-13	09148-06017	413A-12
	336C-37		166C-13		413B-12
	413A-21	09119-06047	451A-7		413C-12
	413B-21		514A-10	09159-08046	220A-6
	413C-21	09119-08104	336A-14		220B-6
	451A-6		336B-14		220C-6
	451A-9		336C-13	09159-08059	336A-42
09116-06226	160A-23	09125-05046	413A-8		336B-47
	160B-23		413B-8		336C-47
	160C-23		413C-8	09159-10050	405A-12
	405A-7	09126-05003	450A-45		405A-24
	405B-7		508A-49		405B-12
	405C-7		508B-39		405B-24
09116-06227	201A-14	09126-06006	407A-31		405C-12
	201B-14	09126-06015	444A-21		405C-24
	201C-9		444B-21	09159-22006	335A-19
	201C-29	09136-05041	444A-16	09160-04012	336A-23
	413A-15		444B-16		336B-23
	413B-15	09140-04007	128A-37		336C-22
	413C-15		128B-20	09160-05024	514A-13
09116-06229	407A-19		128C-20	09160-05029	166A-16
09116-06230	413A-7	09140-05005	166A-11		166B-25
	413B-7		166B-20		166C-25
	413C-7		166C-20		201A-17
09116-06232	166A-6	09140-06020	413A-11		201B-17
	166B-11		413B-11		201C-11
	166B-12		413C-11		413A-10
	166C-11		450A-46		413B-10
	166C-12		508A-50		413C-10
	405A-22		508B-40	09160-06054	308A-3
	405B-22	09140-08023-XC0	335A-17		308B-5
	405C-22		336A-36		308C-5
09116-06234	141A-5		336B-41	09160-06082	160A-17
	141B-5		336C-41		160B-17
	141C-5		442A-7		160C-17
09116-06237	514A-6		444A-5		201A-35
09116-08147	407A-13		444B-5		201B-35
09116-08149	336A-8		575A-7		201C-31
	336B-8	09140-10032	336A-27	09160-06084	166A-7
	336C-7		336B-27		166B-14
	405A-23		336C-26		166C-14
09116-08154	405B-23		432B-9	09160-06104	450A-47
	405C-23		432C-9		508A-51

PART NO.	FIG.NO.-REF.NO.	PART NO.	FIG.NO.-REF.NO.	PART NO.	FIG.NO.-REF.NO.
	508B-41		220C-11-2		166B-16
09160-08081	335A-20	09160-20070	220A-11-3		166C-16
09160-08082	336A-43		220B-11-3	09180-06289	413A-13
	336B-48		220C-11-3		413B-13
	336C-48	09160-20071	220A-11-4		413C-13
09160-10082	335A-31		220B-11-4	09180-09024	335A-14
	405A-11		220C-11-4	09181-16008	220A-10
	405A-16	09160-20072	220A-11-5		220B-10
	405A-25		220B-11-5		220C-10
	405B-11		220C-11-5	09181-24001	116A-10
	405B-16	09160-20073	220A-11-6		116B-10
	405B-25		220B-11-6		116C-10
	405C-11		220C-11-6	09181-25190	220A-13-1
	405C-16	09160-25032	220A-13-4		220B-13-1
	405C-25		220B-13-4		220C-13-1
09160-10083	405A-17	09160-25033	220C-13-4	09181-25248	220A-13-2
	405B-17		220A-13-5		220B-13-2
	405C-17		220B-13-5		220C-13-2
09160-12007	308A-4		220C-13-5	09181-25251	220A-13-3
	308B-6	09160-25034	220A-13-6		220B-13-3
	308C-6		220B-13-6		220C-13-3
09160-12066	432A-8		220C-13-6	09181-25268	220A-13-8
09160-14028	407A-26	09160-25035	220A-13-7		220B-13-8
09160-15030	220A-7-1		220B-13-7		220C-13-8
	220B-7-1		220C-13-7	09181-30158	220A-12-2
	220C-7-1	09160-40005	336A-9		220B-12-2
09160-15031	220A-7-2		336B-9		220C-12-2
	220B-7-2		336C-8	09181-30162	220A-12-3
	220C-7-2	09160-50002	116A-16		220B-12-3
09160-15032	220A-7-3		116B-16		220C-12-3
	220B-7-3		116C-16	09200-05006	166A-14
	220C-7-3	09161-04012	413A-19		166B-23
09160-15033	220A-7-5		413B-19		166C-23
	220B-7-5		413C-19		201A-18
	220C-7-5	09162-10005	335A-32		201B-18
09160-15053	220A-7-7	09163-06001	444A-20		201C-12
	220B-7-7		444B-20	09200-05011	336A-28
	220C-7-7	09164-06015	167A-21		336B-28
09160-15054	220A-7-8		167B-21		336C-27
	220B-7-8		167C-19	09202-05021	220A-16
	220C-7-8	09166-17005	220A-3		220B-16
09160-16053	324A-6		220B-3		220C-16
09160-18011	303A-7		220C-3	09202-06023	405A-1
	303B-7	09169-18001	116A-6		405B-1
	303C-7		116B-6		405C-1
09160-20068	220A-11-1		116C-6		407A-5
	220B-11-1	09180-06105	166A-8	09204-01002	166A-15
	220C-11-1		166B-15		166B-24
09160-20069	220A-11-2		166C-15		166C-24
	220B-11-2	09180-06186	166A-9		201A-19

PART NO.	FIG.NO.-REF.NO.	PART NO.	FIG.NO.-REF.NO.	PART NO.	FIG.NO.-REF.NO.
	201B-19	09263-20047	407A-16		336C-10
	201C-13	09263-24018	116A-9	09319-04001	336A-30
	336A-29	09263-24L01	116B-9		336B-30
	336B-29		116C-9		336C-29
	336C-28	09265-17002	220A-4	09320-04009	128A-36
09204-03003	407A-27		220B-4		128B-22
09205-02004	201A-30		220C-4		128C-22
	201B-30	09265-25047	407A-4	09320-10068	413A-14
	201C-23	09280-06012	201A-31		413B-14
09205-02006	336A-34		201B-31		413C-14
	336B-34		201C-24	09320-12011	308A-5
	336C-33	09280-13005	201A-32		308B-7
	451A-3		201B-32		308C-7
	514A-4		201C-25	09343-03510	112A-15
09205-03038	444A-18		220A-23		112B-15
	444B-18		220B-23		112C-15
09205-04002	166B-17		220C-23	09352-50903-600	413A-26
	166C-17	09280-54004	160A-18		413B-26
09205-06013	336A-4		160B-18		413C-26
	336B-4		160C-18	09352-70121-600	413A-27
	336C-4	09280-75002	407A-20	09355-50108-150	146A-18
09205-06021	335A-5	09280-76005	308A-9	09355-50108-300	146A-17
	335A-10		308B-11		146A-19
09205-10006	413A-3		308C-11	09359-50823-600	146A-16
	413B-3	09282-15008	116A-22	09381-18002	116A-4
	413C-3		116B-23		116B-4
09209-08016	220A-17		116C-23		116C-4
	220B-17	09282-17006	220A-22	09383-08004	201A-23
	220C-17		220B-22		201B-23
09248-08001	407A-14		220C-22	09385-04003	413A-20
09250-06012	201C-30	09283-30062	116A-21		413B-20
	514A-14		116B-22		413C-20
09250-08007	413A-24		116C-22	09401-06406	112A-16
	413B-24	09283-30L03	116A-20		112B-16
	413C-24		116B-21		112C-16
09250-16008	413C-28		116C-21	09401-08410	146A-8
09250-21003	413B-30	09284-40001	336A-10		146B-10
09250-33001	336C-34		336B-10		146C-10
09260-10005	201A-20		336C-9	09401-10412	432A-20
	201B-20	09289-20L01	407A-17		432B-22
	201C-14	09289-39L01	116A-19	09404-08205	580B-13
09262-30L01	116A-18		116B-20		580C-6
	116B-19		116C-20	09404-12201	324A-7
	116C-19	09306-10001	166B-18	09407-10403	580A-6
09262-30L02	116B-18		166C-18		580B-6
	116C-18		201A-21	09407-14403	322B-4
09263-18016	116A-5		201B-21		322C-3
	116B-5		201C-15		550A-11
	116C-5	09306-22004	336A-11		553A-14
09263-20046	407A-3		336B-11	09407-14407	303A-14

PART NO.	FIG.NO.-REF.NO.	PART NO.	FIG.NO.-REF.NO.	PART NO.	FIG.NO.-REF.NO.
	303B-14		501A-4		
	303C-14		501A-18		
	501A-8		501B-2		
	501B-8		501B-4		
09407-25402	550B-3		501B-18		
	554A-8	09481-20001	322B-6		
	580A-5		322C-5		
	580B-5		550A-7		
09408-00045	322B-2		553A-10		
	322C-1	09482-00532	308A-14		
	550A-12	09482-00533	308B-16		
	553A-15		308C-16		
09409-08308-5ES	413A-28	09491-29010	128A-29		
09420-04008	303A-13	09491-32012	128B-12		
	303B-13		128C-12		
	303C-13	09492-30017	128A-3		
09440-04021	336A-31	09492-50008	128A-2		
	336B-31	09492-70001	128B-2		
	336C-30		128C-2		
09440-07021	201A-22				
	201B-22				
	201C-16				
09440-07074	220A-18				
	220B-18				
	220C-18				
09440-09042	451A-4				
	514A-5				
09440-12027	444A-17				
	444B-17				
09440-12036	336A-15				
	336B-15				
09440-35004	336C-14				
	220A-19				
	220B-19				
	220C-19				
09441-17001	335A-27				
09443-05013	336A-32				
	336B-32				
	336C-31				
09443-08031	336B-39				
	336C-39				
09443-09036	336A-33				
	336B-33				
	336C-32				
09448-29015	335A-33				
09471-12028	501A-6				
	501A-14				
	501B-6				
	501B-14				
09471-12103	501A-2				

SUZUKI DT25/30 PARTS CATALOGUE

SUZUKI MOTOR CORPORATION All rights reserved

No part of this document may be reproduced or transmitted in any form or by any means, electronic or mechanical, for any purpose, without the express written permission of Suzuki Motor Corporation.

SUZUKI MOTOR CORPORATION

Technical Readiness Group, Quality Administration Department
300 Takatsuka, Minami, Hamamatsu, Japan

Reprint Prohibited

SUZUKI MOTOR CORPORATION