

SUZUKI

PARTS CATALOGUE

DF4/5/6

DF4 '02~'08MODEL

DF5 '02~'08MODEL

DF6 '03~'08MODEL

OUTBOARD MOTOR

2007-6

P1
9TH EDITION

FIG.1

FIG.1 (B-2) CYLINDER HEAD

REF NO.	PART NO.	DESCRIPTION	QTY	REMARKS
1-1	11110-91J01	HEAD, CYLINDER	1	
1-2	11110-91J02	HEAD, CYLINDER	1	DF4/5 MODEL:04
1-3	11110-91J10	HEAD, CYLINDER	1	DF4/5 MODEL:05~07 DF6 MODEL:04~07
1-4	11110-91J11	HEAD, CYLINDER	1	MODEL:08
2	11114-90980	·GUIDE, VALVE	1	OPT
3	11141-91J02	GASKET, CYLINDER HEAD	1	←11141-91J00
4	11174-91J00	HOSE, BREATHER	1	
5	11452-91J00	VALVE, REED	1	
6	18498-99E10	PROTECTOR	1	L:610→180
7	61827-91J00	HOLDER, LOWER COVER	1	
8	11110-91800	BOLT SET, CYLINDER HEAD	1	DF4:~371243 DF5:~371241 ←09103-08380
8A	11117-91J00	BOLT, CYLINDER HEAD	4	DF4:371244~ DF5:371242~ DF6
9	17819-90J00	CLIP	1	←09401-11413
10	01550-06167	BOLT	1	
11	02112-0612A	SCREW	1	
12	04211-11169	PIN, DOWEL	2	
13	11171-91J00	COVER, CYLINDER HEAD	1	
14	11189-91J00	GASKET, CYLINDER HEAD COVER	1	
15	09103-06120	BOLT (6X12)	4	
16	09482-00299	PLUG, SPARK (BPR6ES)	1	
17-1	17670-91J00	THERMOSTAT	1	
17-2	17670-91J10	THERMOSTAT	1	DF4/5 MODEL:05~08 DF6:511204~
18	09160-06125	WASHER (6.5X14X1.6)	1	MODEL:01

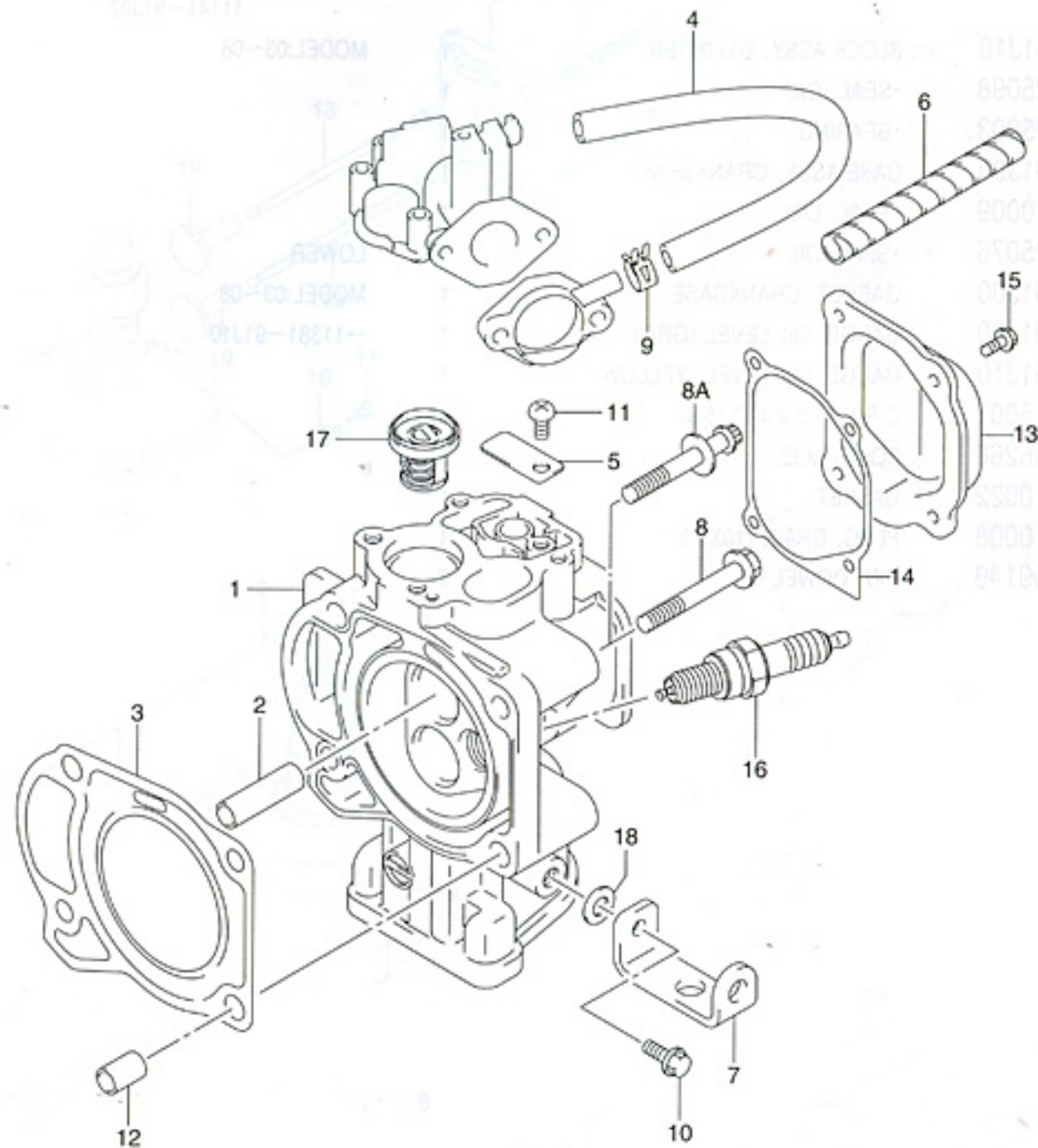
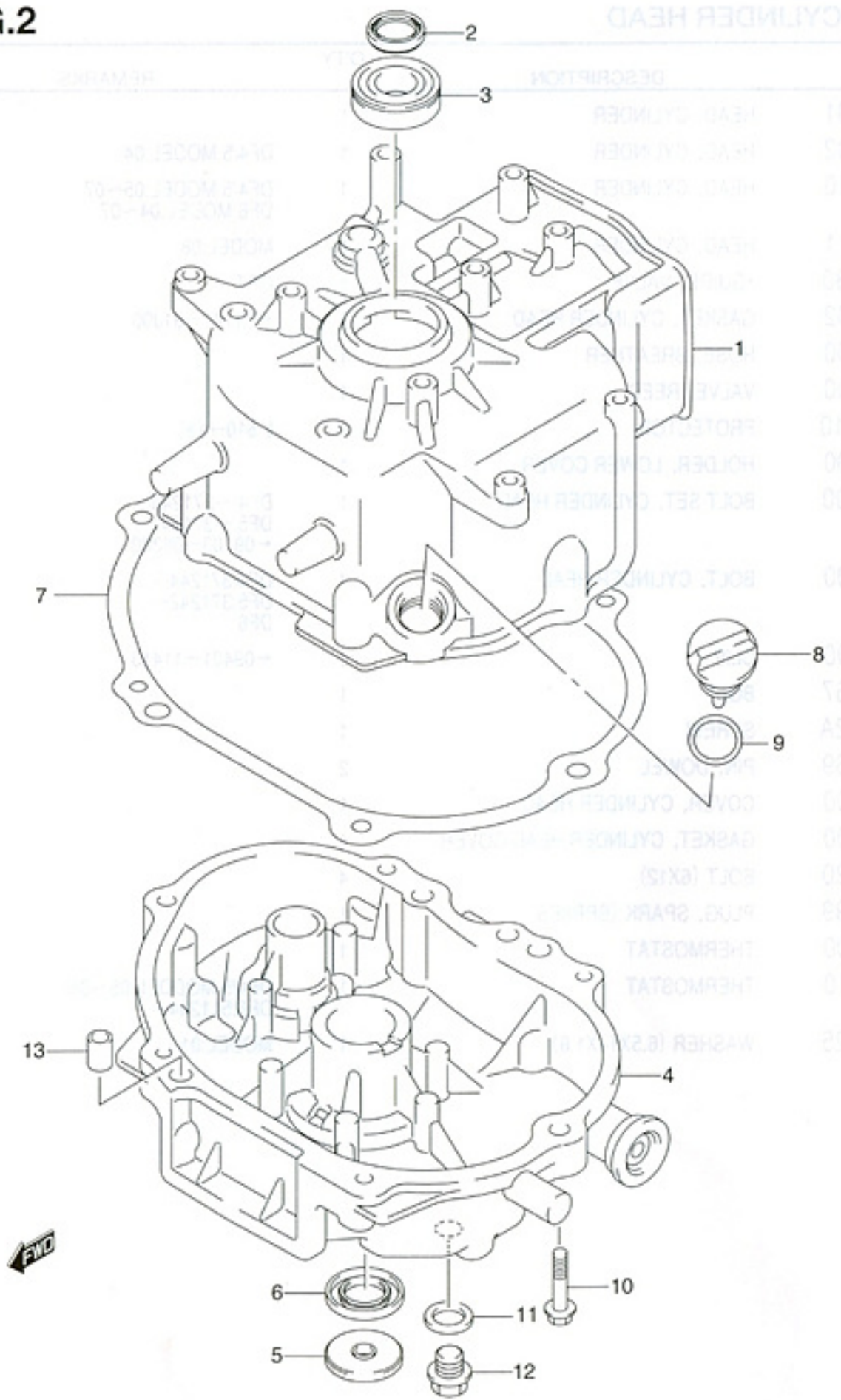


FIG.2

FIG.2 (B-3) CYLINDER BLOCK

FIG.1

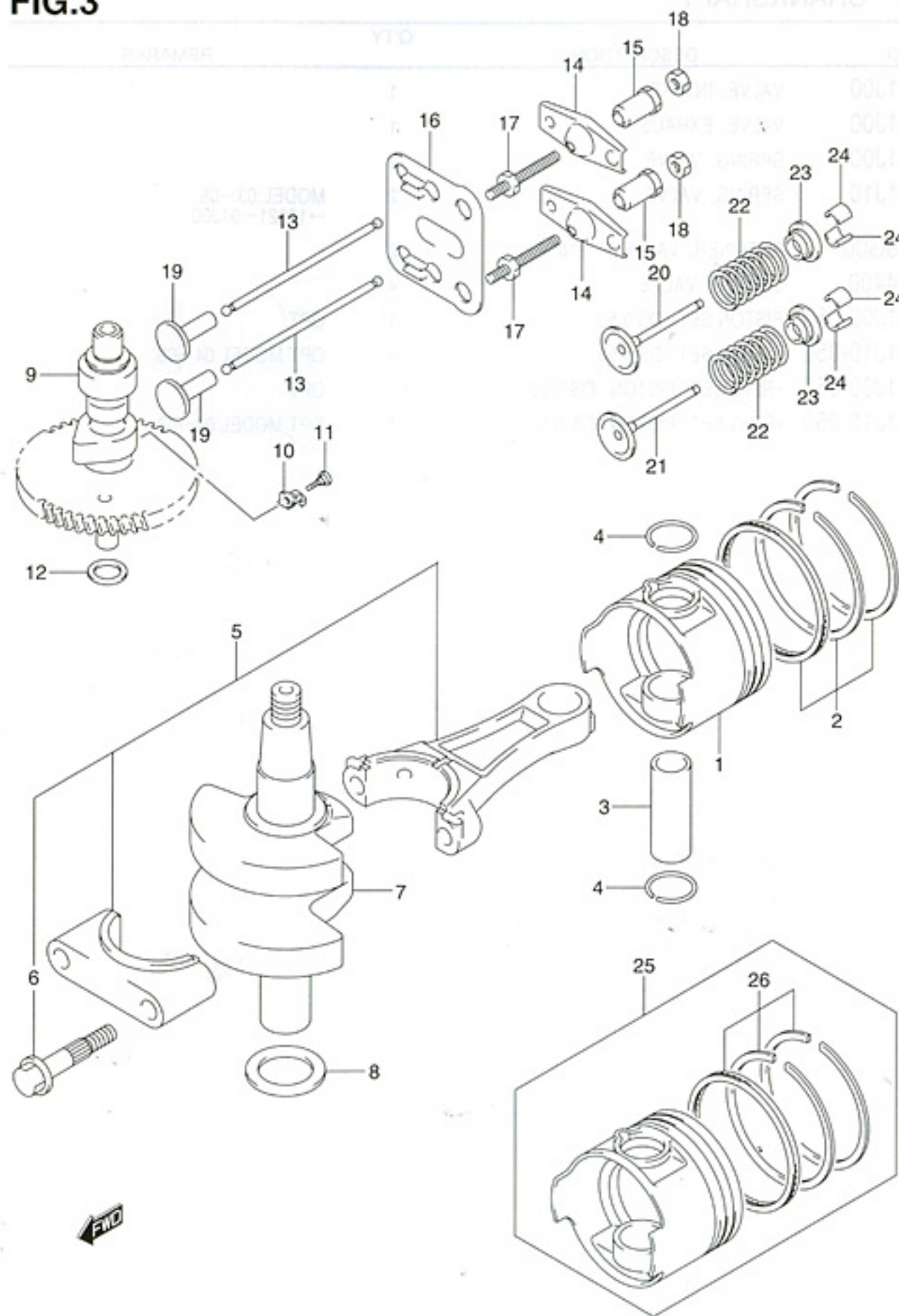
2



REF NO.	PART NO.	DESCRIPTION	QTY	REMARKS
1-1	11200-91J00	BLOCK ASSY, CYLINDER	1	→11200-91J10 USED WITH 11351-91J00 11141-91J02
1-2	11200-91J10	BLOCK ASSY, CYLINDER	1	MODEL:03~08
2	09283-25098	·SEAL, OIL	1	
3	09262-25003	·BEARING	1	
4	11300-91J00	CASE ASSY, CRANKSHAFT	1	
5	09283-10009	·SEAL, OIL	1	
6	09283-25076	·SEAL, OIL	1	LOWER
7	11351-91J00	GASKET, CRANKCASE	1	MODEL:03~08
8-1	11381-91J00	GAUGE, OIL LEVEL (GRAY)	1	→11381-91J10
8-2	11381-91J10	GAUGE, OIL LEVEL (YELLOW)	1	
9	09280-15007	O RING (D:2.4 ID:15.8)	1	
10	09103-06260	BOLT (6X32)	6	
11	09168-10022	GASKET	1	
12	09248-10008	PLUG, DRAIN (10X7.5)	1	
13	04211-09149	PIN, DOWEL	2	

FIG.3

FIG.3 (B-4) CRANKSHAFT



REF NO.	PART NO.	DESCRIPTION	QTY	REMARKS
1	12111-91J01-0B0	PISTON	1	←12111-91J00
2-1	12140-91J00	RING SET, PISTON	1	
2-2	12140-91J10	RING SET, PISTON	1	MODEL:04~08
3	12151-90900	PIN, PISTON	1	
4	09381-18002	CIRCLIP	2	
5	12160-90910-0A0	CONNROD ASSY	1	RED
6	12163-90900	BOLT CONNROD	2	
7	12200-91J00-0B0	CRANKSHAFT ASSY	1	
8	08211-25361	WASHER	1	
9-1	12711-91J00	CAMSHAFT	1	DF4/5 MODEL:02~04
9-2	12711-91J10	CAMSHAFT	1	DF4/5 MODEL:05
9-3	12711-91J00	CAMSHAFT	1	DF6 MODEL:03
9-4	12711-91J10	CAMSHAFT	1	DF6 MODEL:04, 05
9-5	12711-91J20	CAMSHAFT	1	MODEL:06~08
10	12951-91J00	CAM, DECOMPRESSION	1	
11	09106-02001	BOLT, DECOMP	1	
12	08211-17251	WASHER	1	
13	12894-90711	ROD, PUSH	2	
14	12961-90900	ARM, ROCKER	2	
15	12962-90900	PIVOT	2	
16	12966-91J00	GUIDE, ROD	1	
17	09108-06126	BOLT, STUD	2	
18	09140-06021	NUT	2	
19-1	12891-91J10	TAPPET	2	MODEL:02
19-2	12891-87C00	TAPPET	2	MODEL:03~08

FIG.3

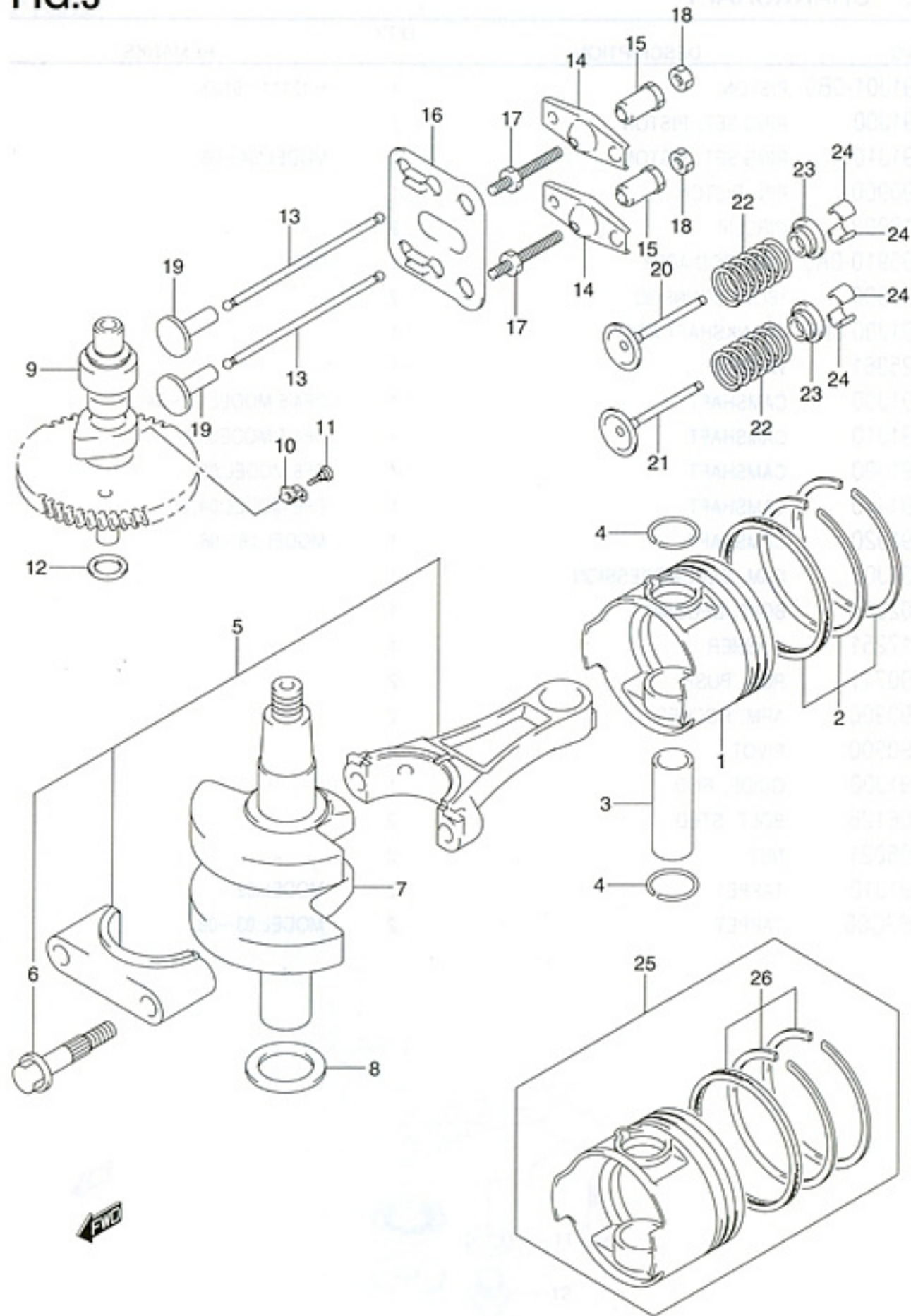


FIG.3 (B-5) CRANKSHAFT

REF NO.	PART NO.	DESCRIPTION	QTY	REMARKS
20	12911-91J00	VALVE, INTAKE	1	
21	12915-91J00	VALVE, EXHAUST	1	
22-1	12921-91J00	SPRING, VALVE	2	
22-2	12921-91J10	SPRING, VALVE	2	MODEL:03~08 →12921-91J00
23	12931-78G00	RETAINER, VALVE SPRING	2	
24	12932-24400	COTTER, VALVE	4	
25-1	12100-91J00-050	PISTON SET (OS:0.50)	1	OPT
25-2	12100-91J10-050	PISTON SET (OS:0.50)	1	OPT MODEL:04~08
26-1	12140-91J00-050	·RING SET, PISTON (OS:0.50)	1	OPT
26-2	12140-91J10-050	·RING SET, PISTON (OS:0.50)	1	OPT MODEL:04~08

2

FIG.4

FIG.4 (B-6) INTAKE MANIFOLD

REF NO.	PART NO.	DESCRIPTION	QTY	REMARKS
1-1	13111-91J01	MANIFOLD, INTAKE	1	DF4/5 MODEL:02~04
1-2	13111-91J30	MANIFOLD, INTAKE	1	DF4/5 MODEL:05~08
1-3	13111-91J10	MANIFOLD, INTAKE	1	DF6 MODEL:03
1-4	13111-91J20	MANIFOLD, INTAKE	1	DF6 MODEL:04, ~511203
1-5	13111-91J21	MANIFOLD, INTAKE	1	DF6 MODEL:511204~
2	13119-91J00	GASKET, INLET MANIFOLD	1	
3	01570-06357	BOLT	4	
4-1	13710-91J00	ARRESTER, FLAME	1	DF4/5 MODEL:02
4-2	13710-91J10	ARRESTER, FLAME	1	DF4/5/6 MODEL:03 →13710-91J00
4-3	13710-91J10	ARRESTER, FLAME	1	DF4/5 MODEL:04 →13710-91J00
4-4	13710-91J20	ARRESTER, FLAME	1	DF4/5 MODEL:05~08 DF6 MODEL:04~08
5-1	13720-91J00	HOLDER, FLAME ARRESTER	1	
5-2	13720-91J20	HOLDER, FLAME ARRESTER	1	MODEL:04~08
6	09180-06354	SPACER	2	←09180-06310

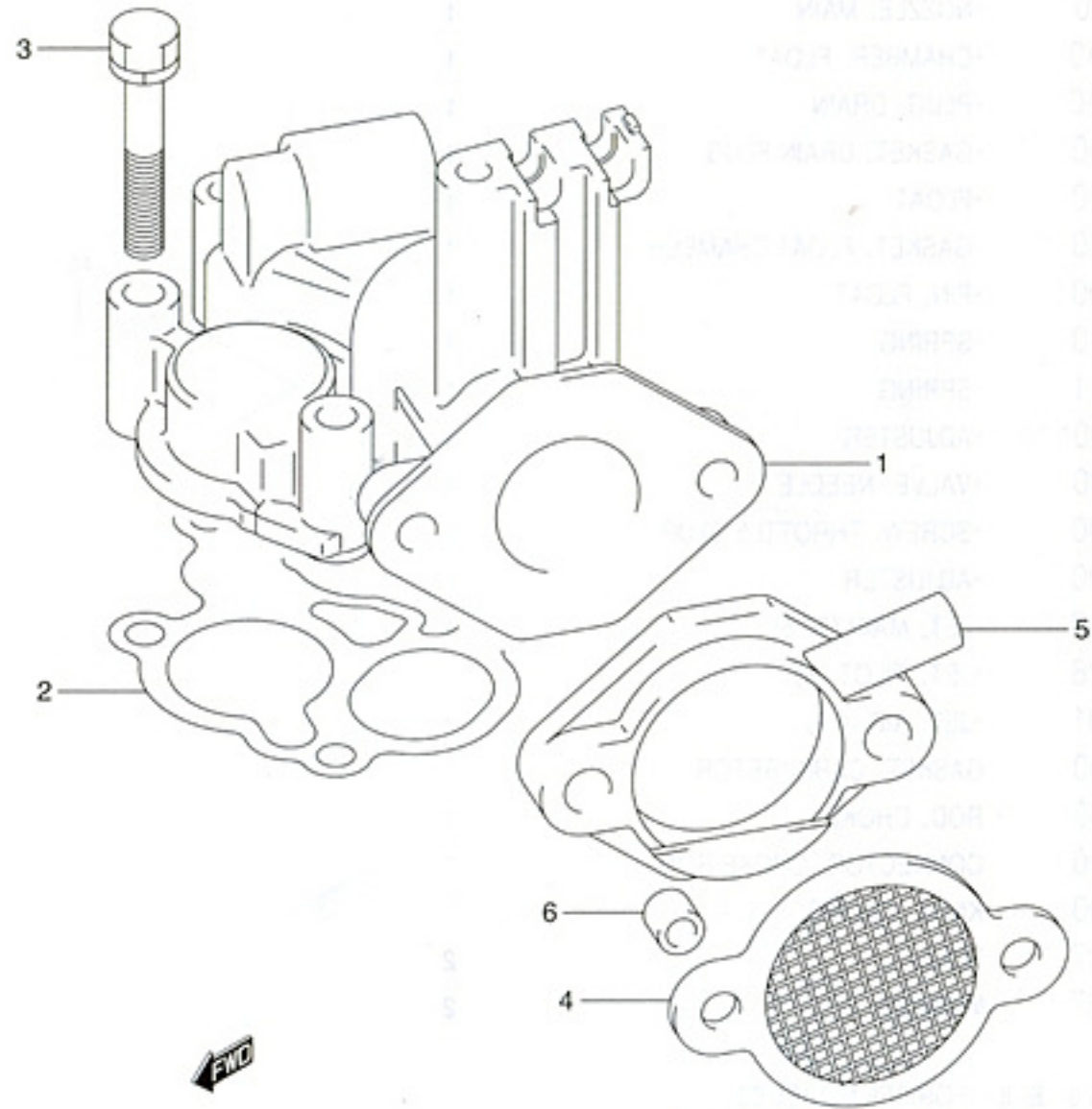
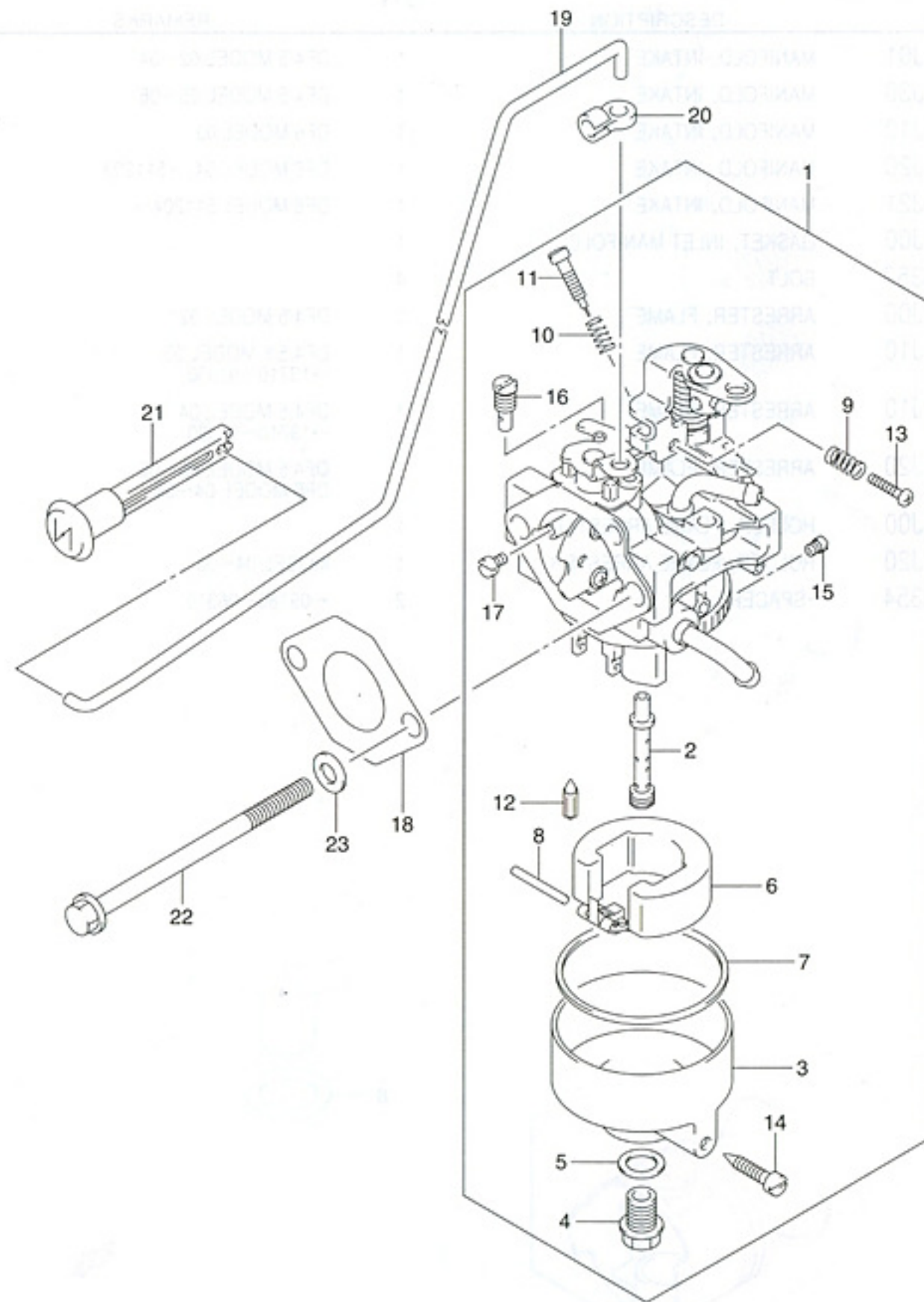


FIG.5

FIG.5 (B-7) CARBURETOR (DF4/5 MODEL:02~04)

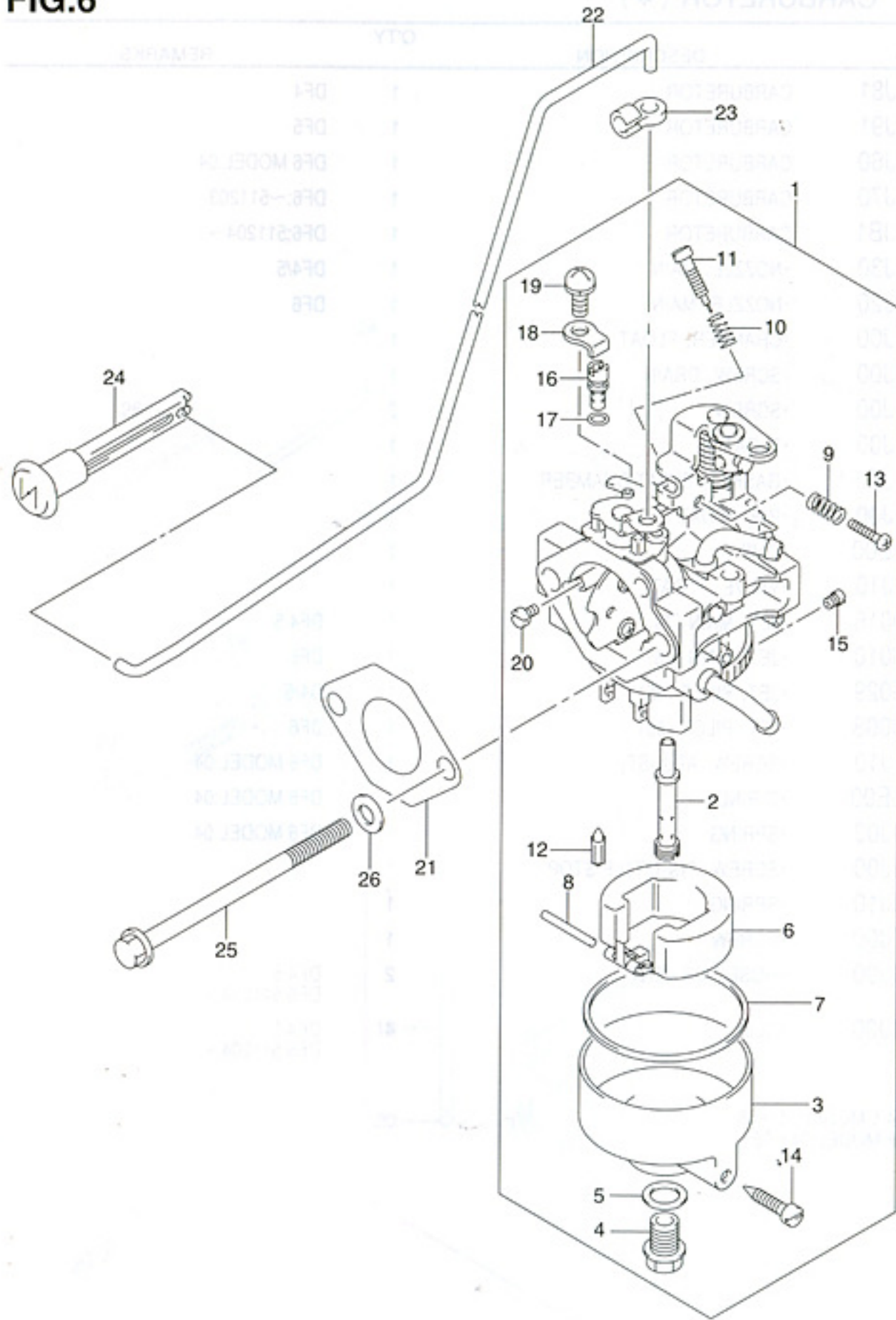


REF NO.	PART NO.	DESCRIPTION	QTY	REMARKS
1-1	13200-91J00	CARBURETOR	1	DF4
1-2	13200-91J01	CARBURETOR	1	DF4:252804~
1-3	13200-91J10	CARBURETOR	1	DF5
2	13236-91J00	·NOZZLE, MAIN	1	
3	13245-986A0	·CHAMBER, FLOAT	1	
4	13247-986A0	·PLUG, DRAIN	1	
5	13249-90100	·GASKET, DRAIN PLUG	1	
6	13250-87420	·FLOAT	1	
7	13251-87400	·GASKET, FLOAT CHAMBER	1	
8	13254-98300	·PIN, FLOAT	1	
9	13268-92910	·SPRING	1	
10	13268-96111	·SPRING	1	
11	13662-91J00	·ADJUSTER	1	
12	13371-91J00	·VALVE, NEEDLE	1	
13	13534-98900	·SCREW, THROTTLE STOP	1	
14	13279-90000	·ADJUSTER	1	
15	09491-77008	·JET, MAIN (77.5)	1	
16	09492-35026	·JET, PILOT (35)	1	
17	09493-18001	·JET, AIR (0.9)	1	
18	13125-91J00	GASKET, CARBURETOR	1	
19	13413-91J00	ROD, CHOKE	1	
20	13436-91J00	CONNECTOR, CHOKE ROD	1	
21	13631-91J00	KNOB, CHOKE	1	
22	01547-06807	BOLT	2	
23	08322-01067	WASHER	2	

REFER TO FIG.6 (B-8) FOR DF6 MODEL:03
 REFER TO FIG.7 (B-9) FOR DF4/5 MODEL:05~08
 DF6 MODEL:04~08

FIG.6

FIG.6 (B-8) CARBURETOR (DF6 MODEL:03)

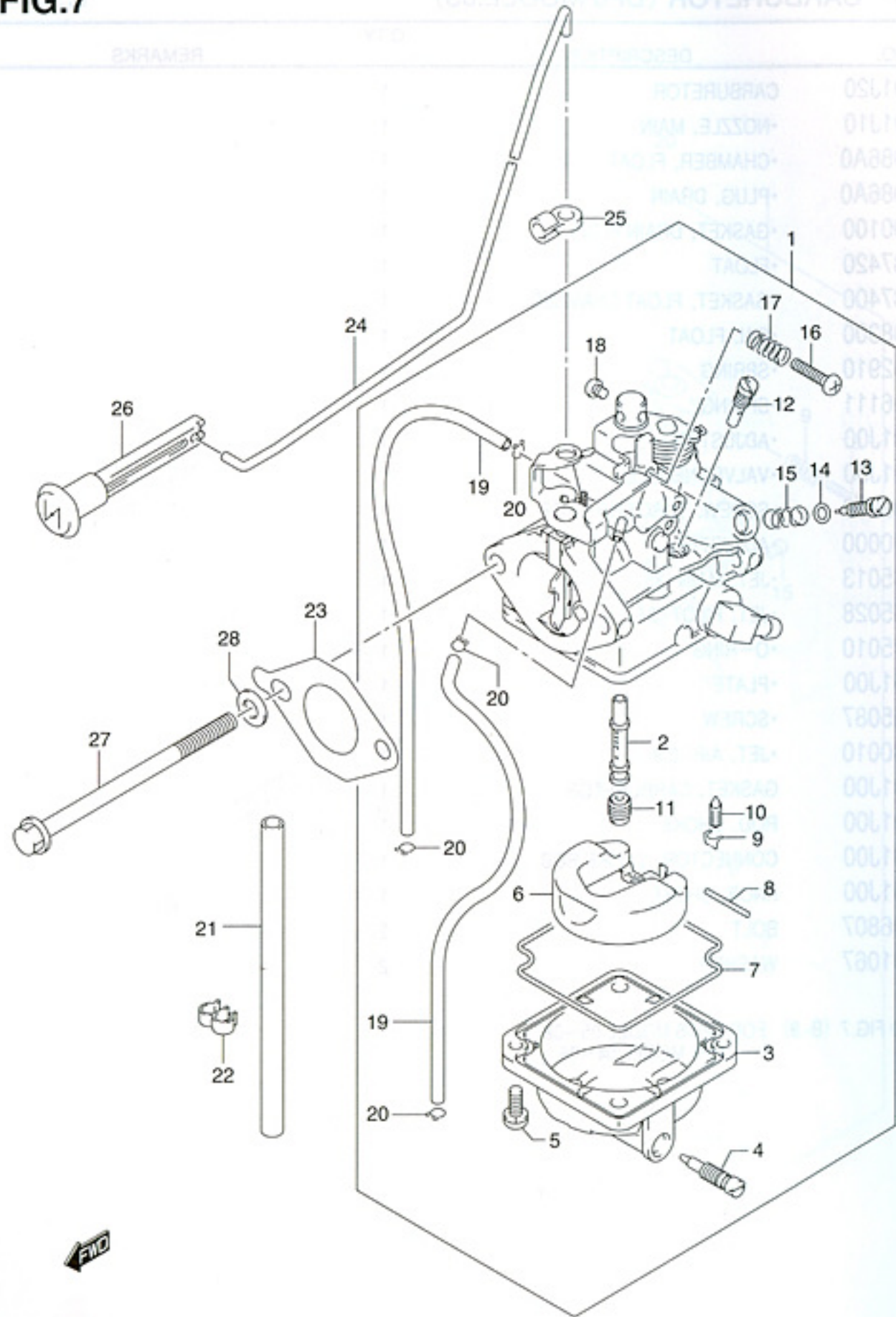


REF NO.	PART NO.	DESCRIPTION	QTY	REMARKS
1	13200-91J20	CARBURETOR	1	
2	13236-91J10	·NOZZLE, MAIN	1	
3	13245-986A0	·CHAMBER, FLOAT	1	
4	13247-986A0	·PLUG, DRAIN	1	
5	13249-90100	·GASKET, DRAIN PLUG	1	
6	13250-87420	·FLOAT	1	
7	13251-87400	·GASKET, FLOAT CHAMBER	1	
8	13254-98300	·PIN, FLOAT	1	
9	13268-92910	·SPRING	1	
10	13268-96111	·SPRING	1	
11	13662-91J00	·ADJUSTER	1	
12	13371-91J00	·VALVE, NEEDLE	1	
13	13534-98900	·SCREW, THROTTLE STOP	1	
14	13279-90000	·ADJUSTER	1	
15	09491-85013	·JET, MAIN (85)	1	
16	09492-35028	·JET, PILOT (35)	1	
17	13278-45010	·O-RING	1	
18	13272-91J00	·PLATE	1	
19	02112-35087	·SCREW	1	
20	09493-80010	·JET, AIR (0.8)	1	
21	13125-91J00	GASKET, CARBURETOR	1	
22	13413-91J00	ROD, CHOKE	1	
23	13436-91J00	CONNECTOR, CHOKE ROD	1	
24	13631-91J00	KNOB, CHOKE	1	
25	01547-06807	BOLT	2	
26	08322-01067	WASHER	2	

REFER TO FIG.7 (B-9) FOR DF4/5 MODEL:05~08
DF6 MODEL:04~08

FIG.7

FIG.7 (B-9) CARBURETOR (*)



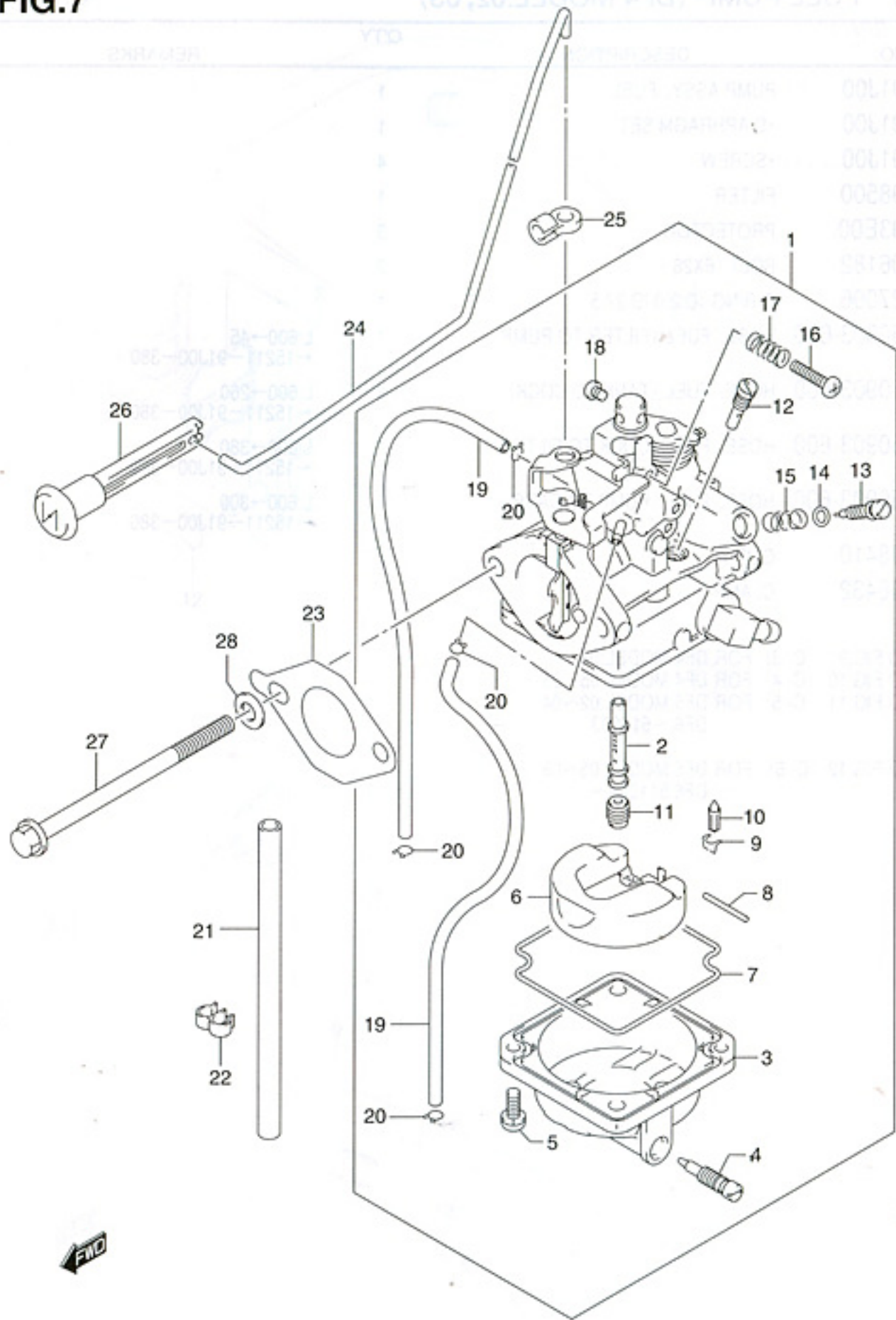
REF NO.	PART NO.	DESCRIPTION	QTY	REMARKS
1-1	13200-91J81	CARBURETOR	1	DF4
1-2	13200-91J91	CARBURETOR	1	DF5
1-3	13200-91J60	CARBURETOR	1	DF6 MODEL:04
1-4	13200-91J70	CARBURETOR	1	DF6:~511203
1-5	13200-91JB1	CARBURETOR	1	DF6:511204~
2-1	13236-91J30	·NOZZLE, MAIN	1	DF4/5
2-2	13236-91J20	·NOZZLE, MAIN	1	DF6
3	13245-91J00	·CHAMBER, FLOAT	1	
4	13279-91J00	·SCREW, DRAIN	1	
5	13247-91J00	·SCREW	2	
6	13250-91J00	·FLOAT	1	
7	13251-91J00	·GASKET, FLOAT CHAMBER	1	
8	13254-91J00	·PIN, FLOAT	1	
9	13375-43E00	·CLIP	1	
10	13371-91J10	·VALVE, FLOAT	1	
11-1	09491-70016	·JET, MAIN (70)	1	DF4/5
11-2	09491-78010	·JET, MAIN (78)	1	DF6
12-1	09492-35029	·JET, PILOT (35)	1	D4/5
12-2	09492-38008	·JET, PILOT (38)	1	DF6
13	13662-91J10	·SCREW, ADJUST	1	DF6 MODEL:04
14	13278-43E00	·O RING	1	DF6 MODEL:04
15	13268-91J00	·SPRING	1	DF6 MODEL:04
16	13534-91J00	·SCREW, THROTTLE STOP	1	
17	13268-91J10	·SPRING	1	
18	13535-91J00	·SCREW	1	
19	13277-91J00	·HOSE, AIR VENT	2	DF4/5 DF6:511204~
20	13276-91J00	·CLIP	4	DF4/5 DF6:511204~

(*) : DF4/5 MODEL:05~08
DF6 MODEL:04~08

2

FIG.7

FIG.7 (B-10) CARBURETOR (*)



REF NO.	PART NO.	DESCRIPTION	QTY	REMARKS
21	09351-60802-200	PROTECTOR	2	DF4/5 DF6:511204~
22	09408-00200	CLAMP	1	DF4/5 DF6:511204~
23	13125-91J10	GASKET, CARBURETOR	1	
24-1	13413-91J10	ROD, CHOKE	1	
24-2	13413-91J20	ROD, CHOKE	1	DF4/5 DF6:511204~
25	13436-91J00	CONNECTOR, CHOKE ROD	1	
26	13631-91J00	KNOB, CHOKE	1	
27	01547-06857	BOLT	2	
28	08322-01067	WASHER	2	

2

FIG.8

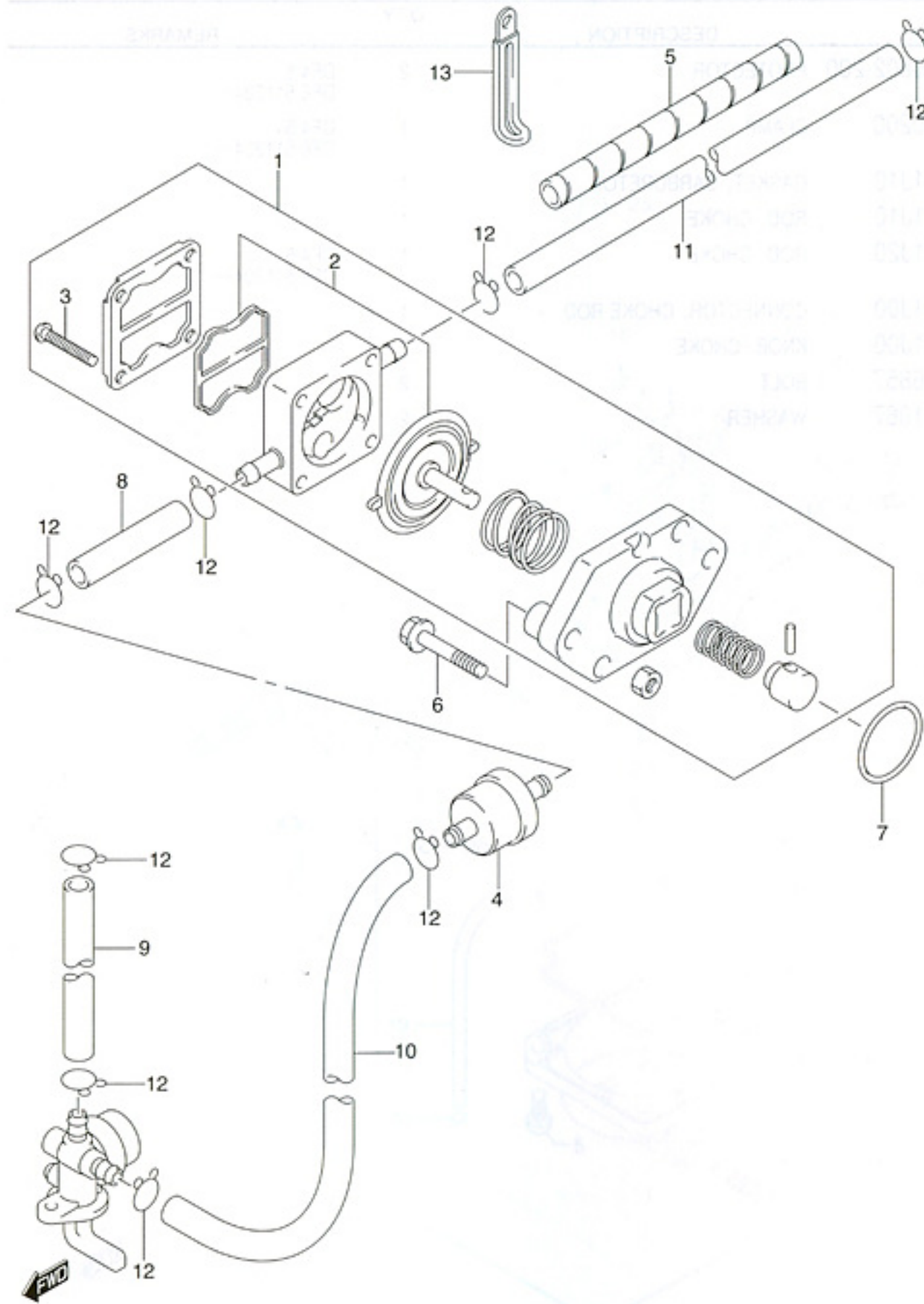


FIG.8 (C-2) FUEL PUMP (DF4 MODEL:02, 03)

REF NO.	PART NO.	DESCRIPTION	QTY	REMARKS
1	15100-91J00	PUMP ASSY, FUEL	1	
2	15170-91J00	DIAPHRAGM SET	1	
3	15251-91J00	SCREW	4	
4	15410-98500	FILTER	1	
5	33834-93E00	PROTECTOR	3	
6	09103-06182	BOLT (6X28)	2	
7	09280-27006	O RING (D:2.0 ID:27.5)	1	
8	09352-50903-600	HOSE, FUEL (FILTER TO PUMP)	1	L:600→45 ←15211-91J00-380
9	09352-50903-600	HOSE, FUEL (TANK TO COCK)	1	L:600→260 ←15211-91J00-380
10	09352-50903-600	HOSE, FUEL (COCK TO FILTER)	1	L:600→380 ←15211-91J00-380
11	09352-50903-600	HOSE, FUEL (PUMP TO CARB)	1	L:600→300 ←15211-91J00-380
12	09401-08410	CLIP	8	
13	09404-06432	CLAMP	1	

REFER TO FIG.9 (C-3) FOR DF4 MODEL:04
 REFER TO FIG.10 (C-4) FOR DF4 MODEL:05~08
 REFER TO FIG.11 (C-5) FOR DF5 MODEL:02~04
 DF6:~511203

REFER TO FIG.12 (C-6) FOR DF5 MODEL:05~08
 DF6:511204~

2

FIG.9

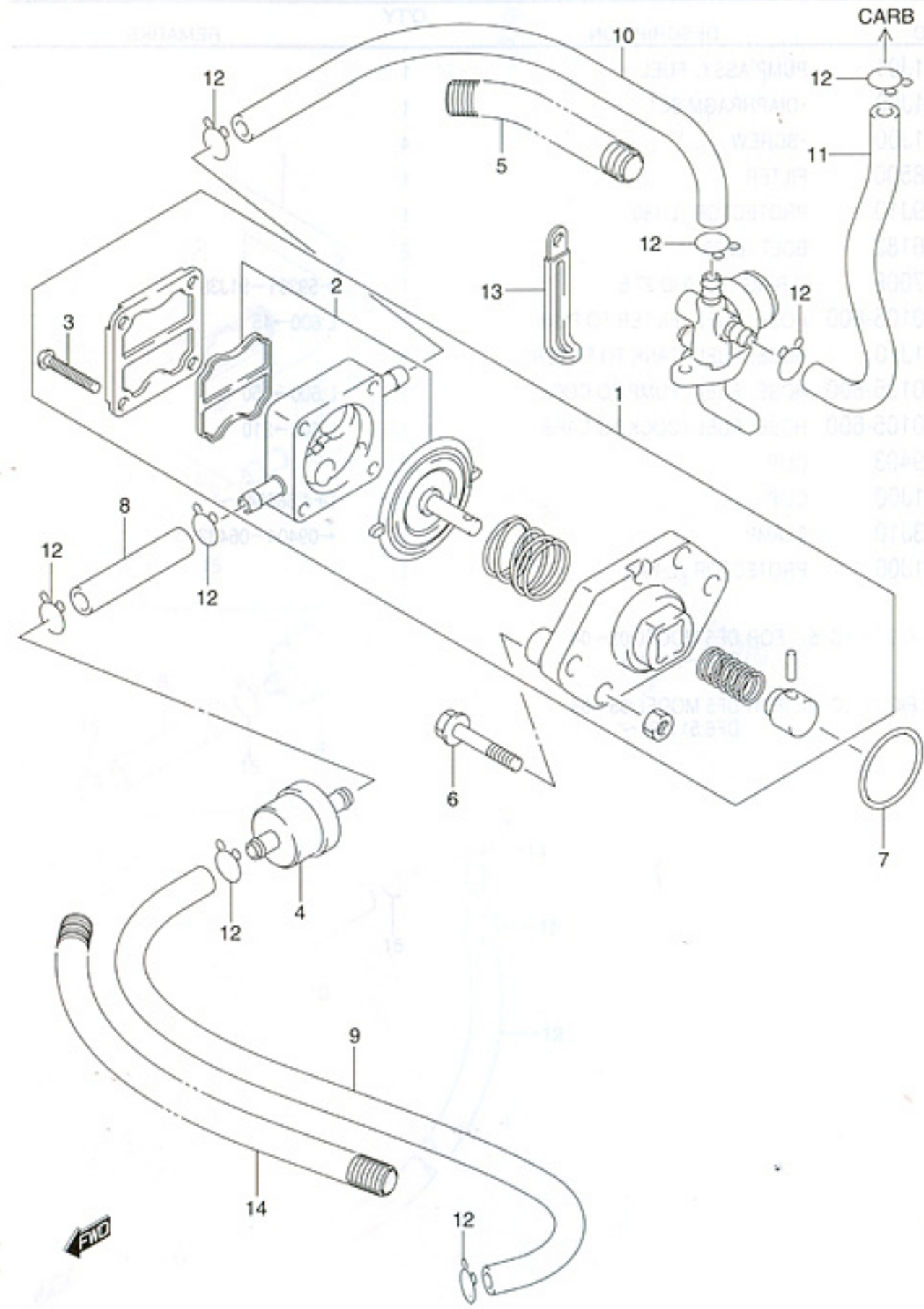


FIG.9 (C-3) FUEL PUMP (DF4 MODEL:04)

REF NO.	PART NO.	DESCRIPTION	QTY	REMARKS
1	15100-91J00	PUMP ASSY, FUEL	1	
2	15170-91J00	DIAPHRAGM SET	1	
3	15251-91J00	SCREW	4	
4	15410-98500	FILTER	1	
5	33834-93E00	PROTECTOR	3	
6	09103-06182	BOLT (6X28)	2	
7	09280-27006	O RING (D:2.0 ID:27.5)	1	
8	09352-50903-600	HOSE, FUEL (FILTER TO PUMP)	1	L:600→45
9	15191-91J00	HOSE, FUEL (TANK TO FILTER)	1	
10	09352-50903-600	HOSE, FUEL (PUMP TO COCK)	1	L:600→350
11	09352-50903-600	HOSE, FUEL (COCK TO CARB)	1	L:600→190
12	09401-08410	CLIP	8	
13	09404-06432	CLAMP	1	
14	33834-91J00	PROTECTOR	1	

REFER TO FIG.10 (C-4) FOR DF4 MODEL:05~08
 REFER TO FIG.11 (C-5) FOR DF5 MODEL:02~04
 DF6:~511203

REFER TO FIG.12 (C-6) FOR DF5 MODEL:05~08
 DF6:511204~

FIG.10

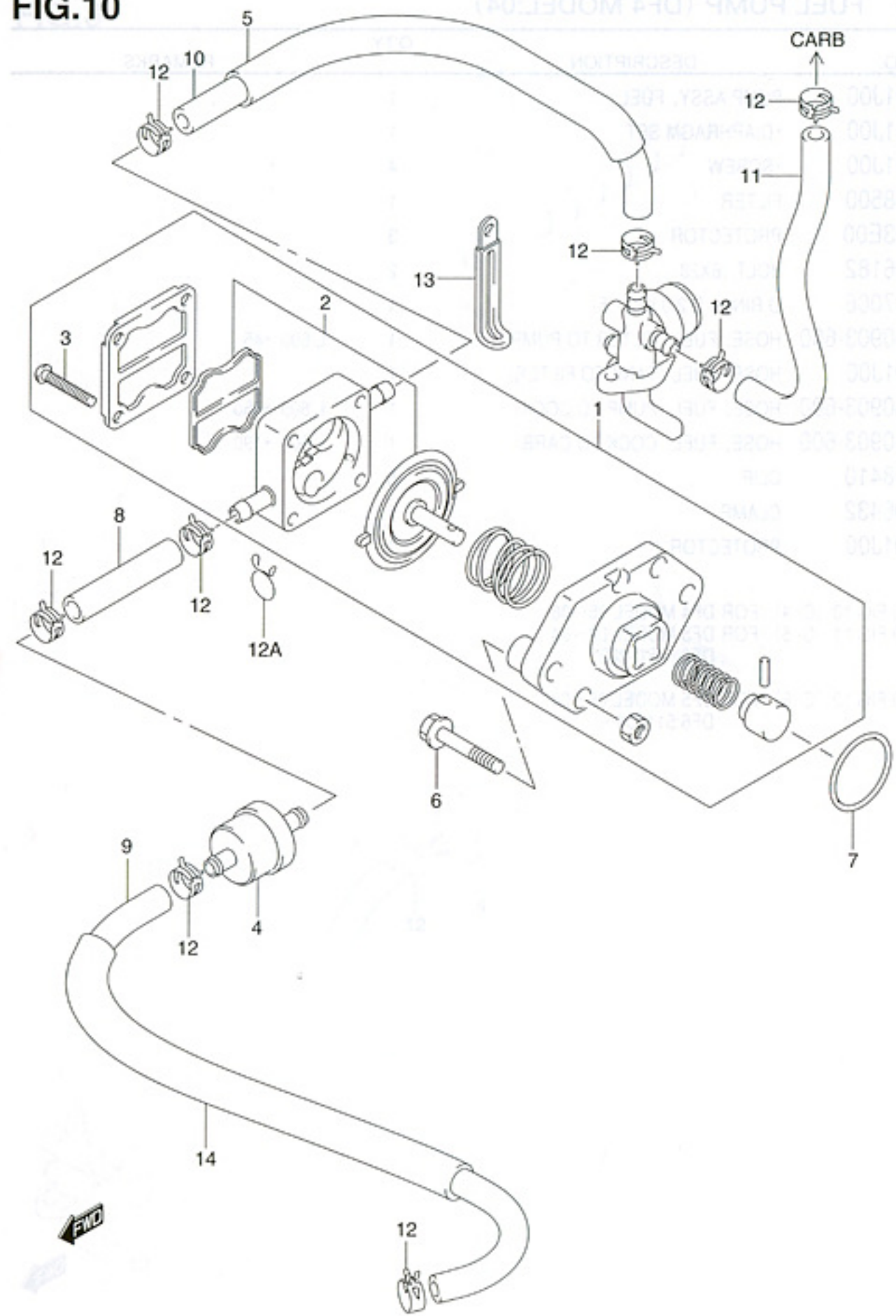


FIG.10 (C-4) FUEL PUMP (DF4 MODEL:05~08)

REF NO.	PART NO.	DESCRIPTION	QTY	REMARKS
1	15100-91J01	PUMP ASSY, FUEL	1	
2	15170-91J00	·DIAPHRAGM SET	1	
3	15251-91J00	·SCREW	4	
4	15410-98500	FILTER	1	
5	18498-89J10	PROTECTOR (L:180)	1	
6	09103-06182	BOLT (6X28)	2	
7	09280-27006	O RING (D:2.0 ID:27.5)	1	←59291-91J30
8	09355-50105-600	HOSE, FUEL (FILTER TO PUMP)	1	L:600→45
9	15191-91J10	HOSE, FUEL (TANK TO FILTER)	1	
10	09355-50105-600	HOSE, FUEL (PUMP TO COCK)	1	L:600→350
11	09355-50105-600	HOSE, FUEL (COCK TO CARB)	1	L:600→210
12	09401-09403	CLIP	8	
12A	59412-91J00	CLIP	8	DF4:680541~
13	29404-93J10	CLAMP	1	←09404-06432
14	18498-91J00	PROTECTOR (L:160)	1	

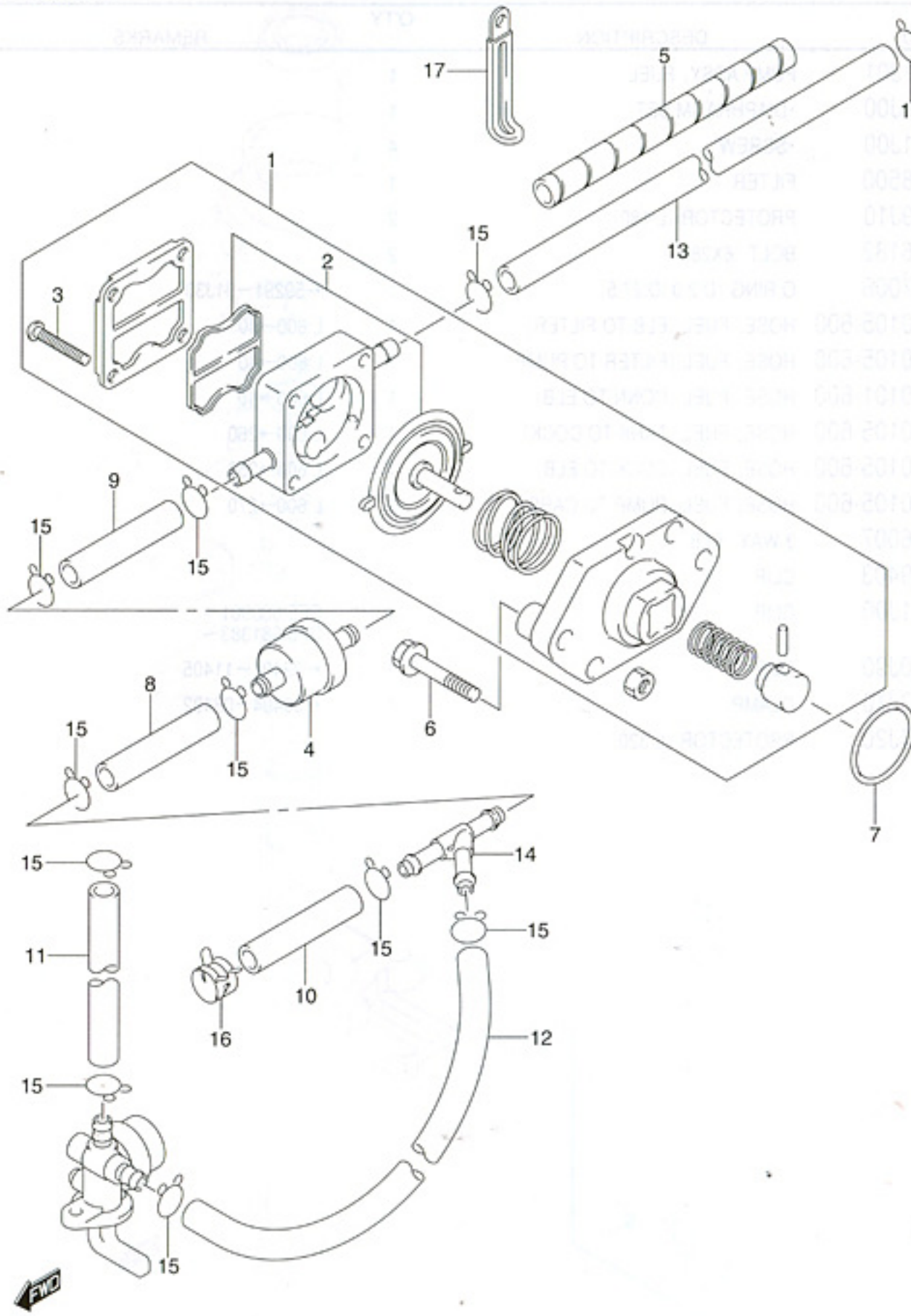
REFER TO FIG.11 (C-5) FOR DF5 MODEL:02~04
DF6:~511203

REFER TO FIG.12 (C-6) FOR DF5 MODEL:05~08
DF6:511204~

2

FIG.11

FIG.11 (C-5) FUEL PUMP (DF5 MODEL:02~04, DF6:~511203)



REF NO.	PART NO.	DESCRIPTION	QTY	REMARKS
1	15100-91J00	PUMP ASSY, FUEL	1	
2	15170-91J00	DIAPHRAGM SET	1	
3	15251-91J00	SCREW	4	
4	15410-98500	FILTER	1	
5	33834-93E00	PROTECTOR	3	
6	09103-06182	BOLT (6X28)	2	
7	09280-27006	O RING (D:2.0 ID:27.5)	1	
8	09352-50903-600	HOSE, FUEL (ELB TO FILTER)	1	L:600→45 ←15211-91J00-380
9	09352-50903-600	HOSE, FUEL (FILTER TO PUMP)	1	L:600→45 ←15211-91J00-380
10	09359-50823-600	HOSE, FUEL (CONN TO ELB)	1	L:600→40
11	09352-50903-600	HOSE, FUEL (TANK TO COCK)	1	L:600→260 ←15211-91J00-380
12	09352-50903-600	HOSE, FUEL (COCK TO ELB)	1	L:600→350 ←15211-91J00-380
13-1	09352-50903-600	HOSE, FUEL (PUMP TO CARB)	1	L:600→300 ←15211-91J00-380 DF4/5 DF6 MODEL:03
13-2	09352-50903-600	HOSE, FUEL (PUMP TO CARB)	1	L:600→270 ←15211-91J00-380 DF6 MODEL:04, 05
14	09367-06007	3 WAY, ELB	1	
15	09401-08410	CLIP	11	
16-1	09401-09403	CLIP	1	
16-2	09401-10409	CLIP	1	MODEL:04, 05
17	09404-06432	CLAMP	1	

REFER TO FIG.12 (C-6) FOR DF5 MODEL:05~08
DF6:511204~

FIG.12

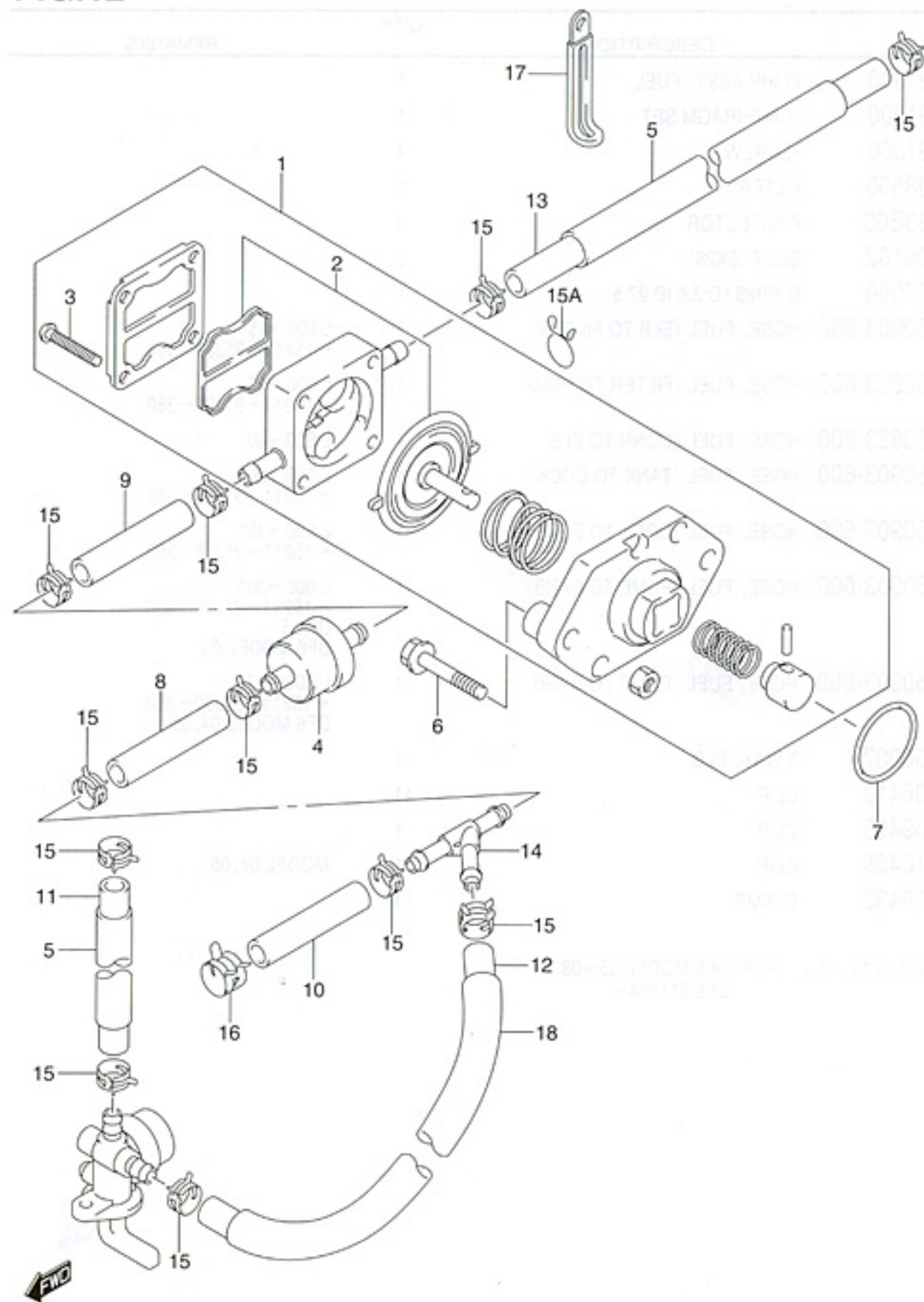


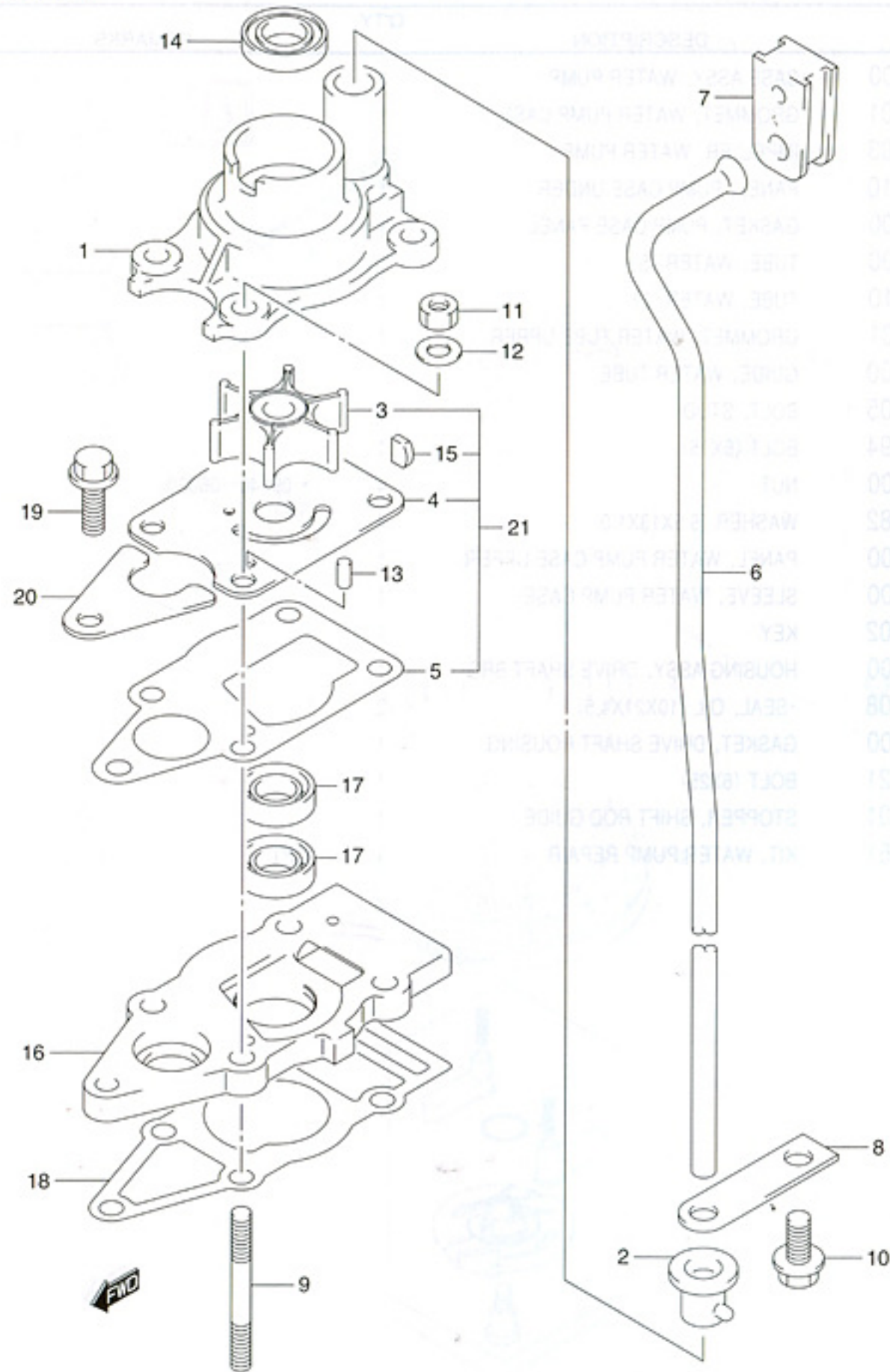
FIG.12 (C-6) FUEL PUMP (DF5 MODEL:05~08, DF6:511204~)

REF NO.	PART NO.	DESCRIPTION	QTY	REMARKS
1	15100-91J01	PUMP ASSY, FUEL	1	
2	15170-91J00	DIAPHRAGM SET	1	
3	15251-91J00	SCREW	4	
4	15410-98500	FILTER	1	
5	18498-89J10	PROTECTOR (L:180)	2	
6	09103-06182	BOLT (6X28)	2	
7	09280-27006	O RING (D:2.0 ID:27.5)	1	←59291-91J30
8	09355-50105-600	HOSE, FUEL (ELB TO FILTER)	1	L:600→40
9	09355-50105-600	HOSE, FUEL (FILTER TO PUMP)	1	L:600→40
10	09359-50101-600	HOSE, FUEL (CONN TO ELB)	1	L:600→40
11	09355-50105-600	HOSE, FUEL (TANK TO COCK)	1	L:600→260
12	09355-50105-600	HOSE, FUEL (COCK TO ELB)	1	L:600→350
13	09355-50105-600	HOSE, FUEL (PUMP TO CARB)	1	L:600→270
14	09367-06007	3 WAY, ELB	1	
15	09401-09403	CLIP	11	
15A	59412-91J00	CLIP	11	DF5:680901~ DF6:681383~
16	17817-90J00	CLIP	1	←09401-11405
17	29404-93J10	CLAMP	1	←09404-06432
18	18498-94J20	PROTECTOR (L:320)	1	

2

FIG.13

FIG.13 (C-7) WATER PUMP (MODEL:02~04)



REF NO.	PART NO.	DESCRIPTION	QTY	REMARKS
1	17411-98611	CASE, WATER PUMP	1	
2	17415-98501	GROMMET, WATER PUMP	1	←17415-91J00
3	17461-98503	IMPELLER, WATER PUMP	1	
4	17471-98610	PANEL, PUMP CASE UNDER	1	
5	17472-91J00	GASKET, PUMP CASE PANEL	1	
6-1	17561-91J00	TUBE, WATER (S)	1	
6-2	17561-91J10	TUBE, WATER (L)	1	
7-1	17563-91J00	GROMMET, WATER TUBE UPPER	1	
7-2	17563-91J01	GROMMET, WATER TUBE UPPER	1	MODEL:04
8	17564-98600	GUIDE, WATER TUBE	1	
9	09108-06069	BOLT, STUD	4	
10	09116-06094	BOLT (6X15)	1	
11	09140-06020	NUT	4	
12	09160-06082	WASHER (6.5X13X1.0)	4	
13	09202-04008	PIN, KNOCK	1	
14	09289-10002	SEAL, OIL	1	
15	09420-03002	KEY	1	
16	56130-91J00	HOUSING, DRIVE SHAFT	1	
17-1	09282-10008	·SEAL, OIL	2	
17-2	59293-91J00	·SEAL, OIL	2	MODEL:04 →09282-10008
18	56132-91J00	GASKET, DRIVE SHAFT BRG HSG	1	
19	09116-06121	BOLT (6X25)	1	
20	25215-98601	STOPPER, SHIFT ROD GUIDE	1	←25215-91J00
21-1	17400-98660	KIT, WATER PUMP REPAIR	1	OPT
21-2	17400-98661	KIT, WATER PUMP REPAIR	1	OPT MODEL:04

REFER TO FIG.14 (C-8) FOR MODEL:05~08

FIG.14

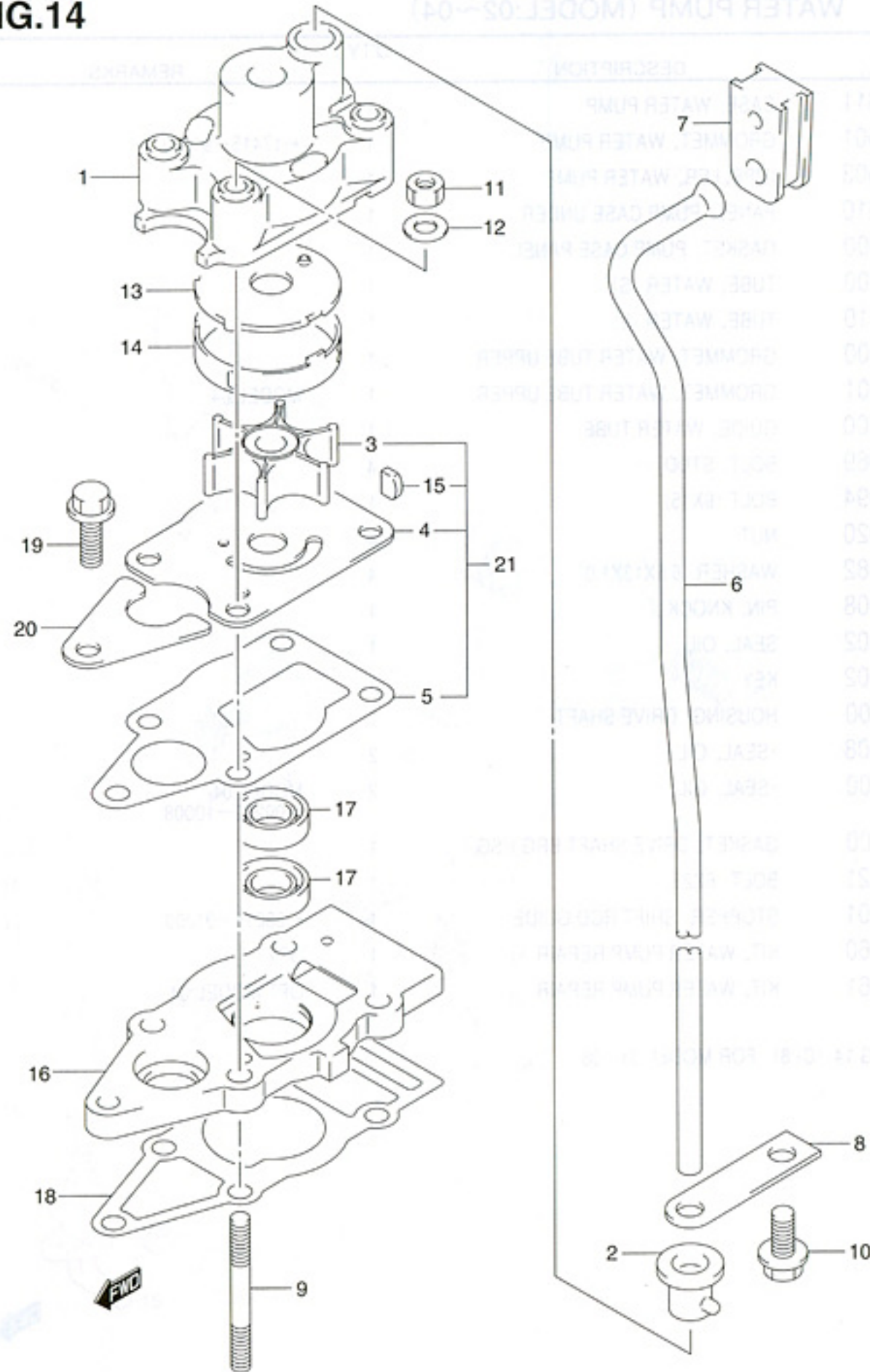


FIG.14 (C-8) WATER PUMP (MODEL:05~08)

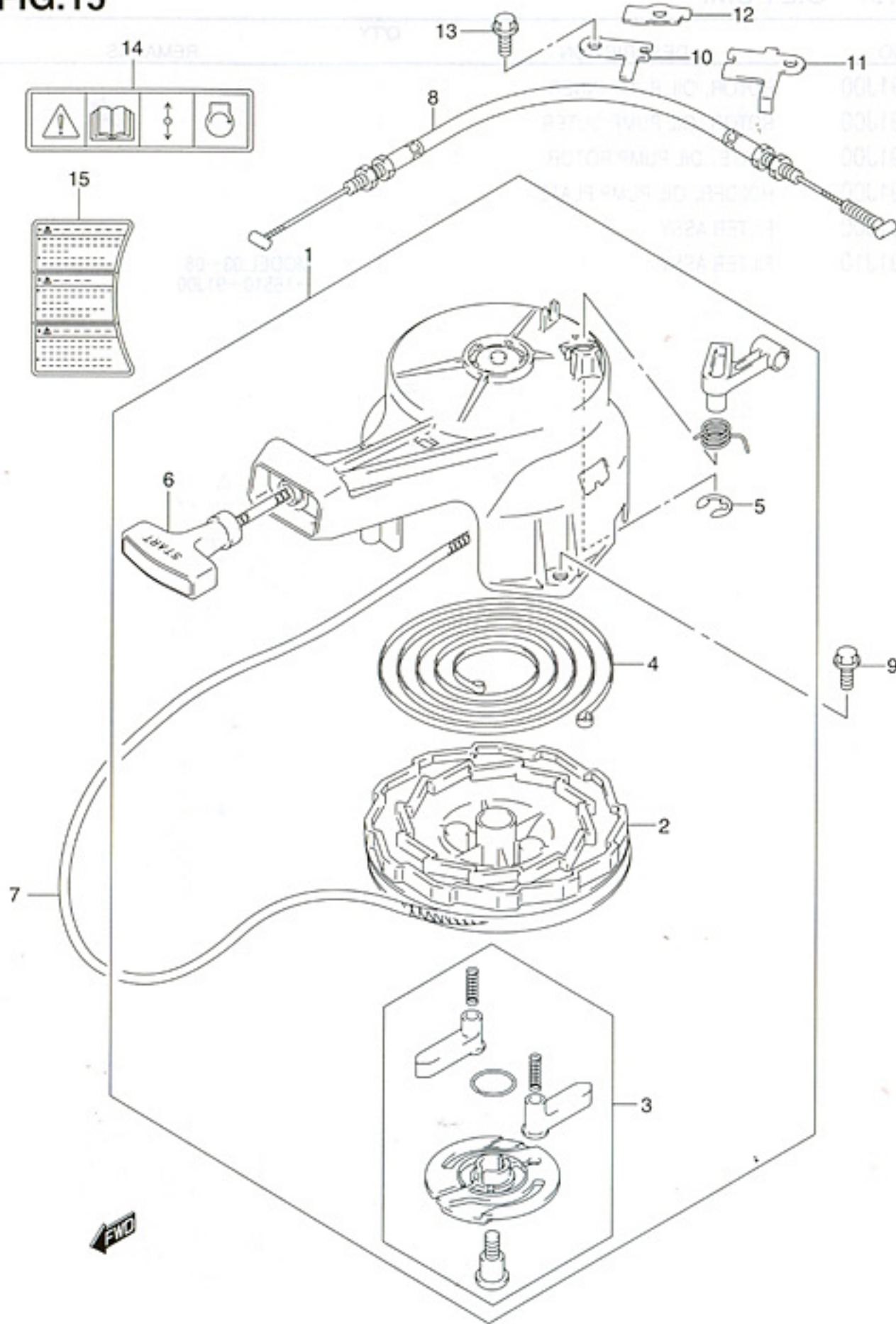
REF NO.	PART NO.	DESCRIPTION	QTY	REMARKS
1	17410-91J00	CASE ASSY, WATER PUMP	1	
2	17415-98501	GROMMET, WATER PUMP CASE	1	
3	17461-98503	IMPELLER, WATER PUMP	1	
4	17471-98610	PANEL, PUMP CASE UNDER	1	
5	17472-91J00	GASKET, PUMP CASE PANEL	1	
6-1	17561-91J00	TUBE, WATER (S)	1	
6-2	17561-91J10	TUBE, WATER (L)	1	
7	17563-91J01	GROMMET, WATER TUBE UPPER	1	
8	17564-98600	GUIDE, WATER TUBE	1	
9	09108-06105	BOLT, STUD	4	
10	09116-06094	BOLT (6X15)	1	
11	29141-93J00	NUT	4	←09140-06020
12	09160-06082	WASHER (6.5X13X1.0)	4	
13	17412-91J00	PANEL, WATER PUMP CASE UPPER	1	
14	17413-91J00	SLEEVE, WATER PUMP CASE	1	
15	09420-03002	KEY	1	
16	56130-91J00	HOUSING ASSY, DRIVE SHAFT BRG	1	
17	09282-10008	·SEAL, OIL (10X21X4.5)	2	
18	56132-91J00	GASKET, DRIVE SHAFT HOUSING	1	
19	09116-06121	BOLT (6X25)	1	
20	25215-98601	STOPPER, SHIFT ROD GUIDE	1	
21	17400-98661	KIT, WATER PUMP REPAIR	1	OPT

2

FIG.15

FIG.15 (C-9) RECOIL STARTER

FIG.16



REF NO.	PART NO.	DESCRIPTION	QTY	REMARKS
1	18100-91J01	STARTER ASSY, RECOIL	1	
2	18120-98130	·REEL	1	
3	18130-98130	·RATCHET SET	1	
4	18142-92920	·SPRING, SPIRAL	1	
5	18178-98310	·CIRCLIP	1	
6	18213-87C00	·GRIP	1	
7	99000-81157-50M	ROPE	1	OPT L:50000→1200
8	18290-91J00	CABLE, NSI	1	
9	09103-06048	BOLT (6X20)	3	
10	19183-91J01	HOLDER, THROTTLE CABLE	1	DF4/5 MODEL:02~04
11	19183-91J20	HOLDER, THROTTLE CABLE	1	DF4/5 MODEL:05~08
12	19183-91J10	HOLDER, THROTTLE CABLE	1	DF6
13	09103-06120	BOLT (6X20)	1	
14-1	69711-93E10	LABEL, S.I.G.P	1	
14-2	69711-91J00	LABEL, S.I.G.P	1	MODEL:04~08 →69711-93E10
15	61472-91J10	LABEL, RECOIL STARTER	1	

2

3

FIG.16

FIG.16 (C-10) OIL PUMP

FIG.16

2

REMARKS	QTY	DESCRIPTION	REF NO.	PART NO.	DESCRIPTION	QTY	REMARKS
		STARTER ASSY, RECOIL	1	16131-91J00	ROTOR, OIL PUMP INNER	1	
		PLATE	2	16132-91J00	ROTOR, OIL PUMP OUTER	1	
		PLATE SET	3	16161-91J00	PLATE, OIL PUMP ROTOR	1	
		SPRING SPECIAL	4	16171-91J00	HOLDER, OIL PUMP PLATE	1	
		CLIP	5-1	16510-91J00	FILTER ASSY	1	
		CLIP	5-2	16510-91J10	FILTER ASSY	1	MODEL:03~08 →16510-91J00

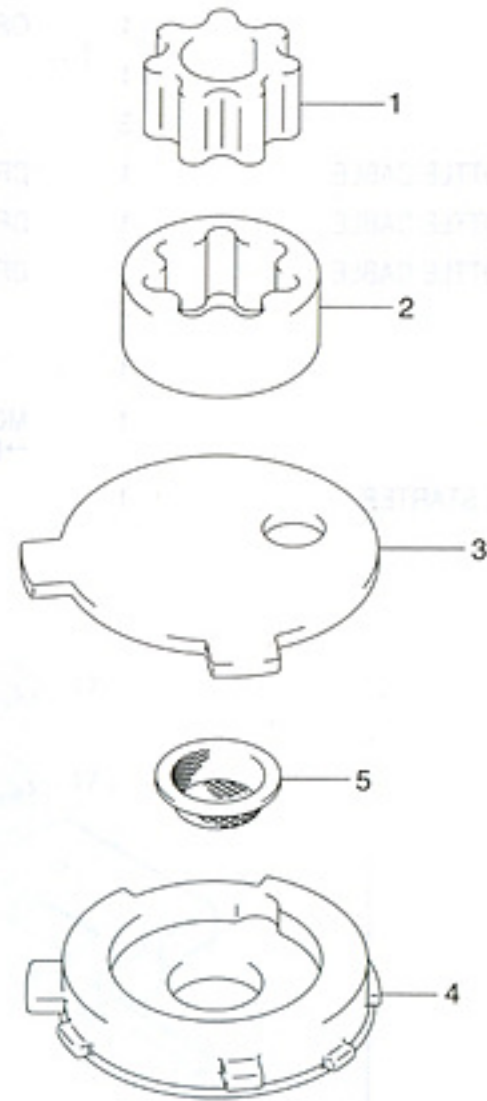
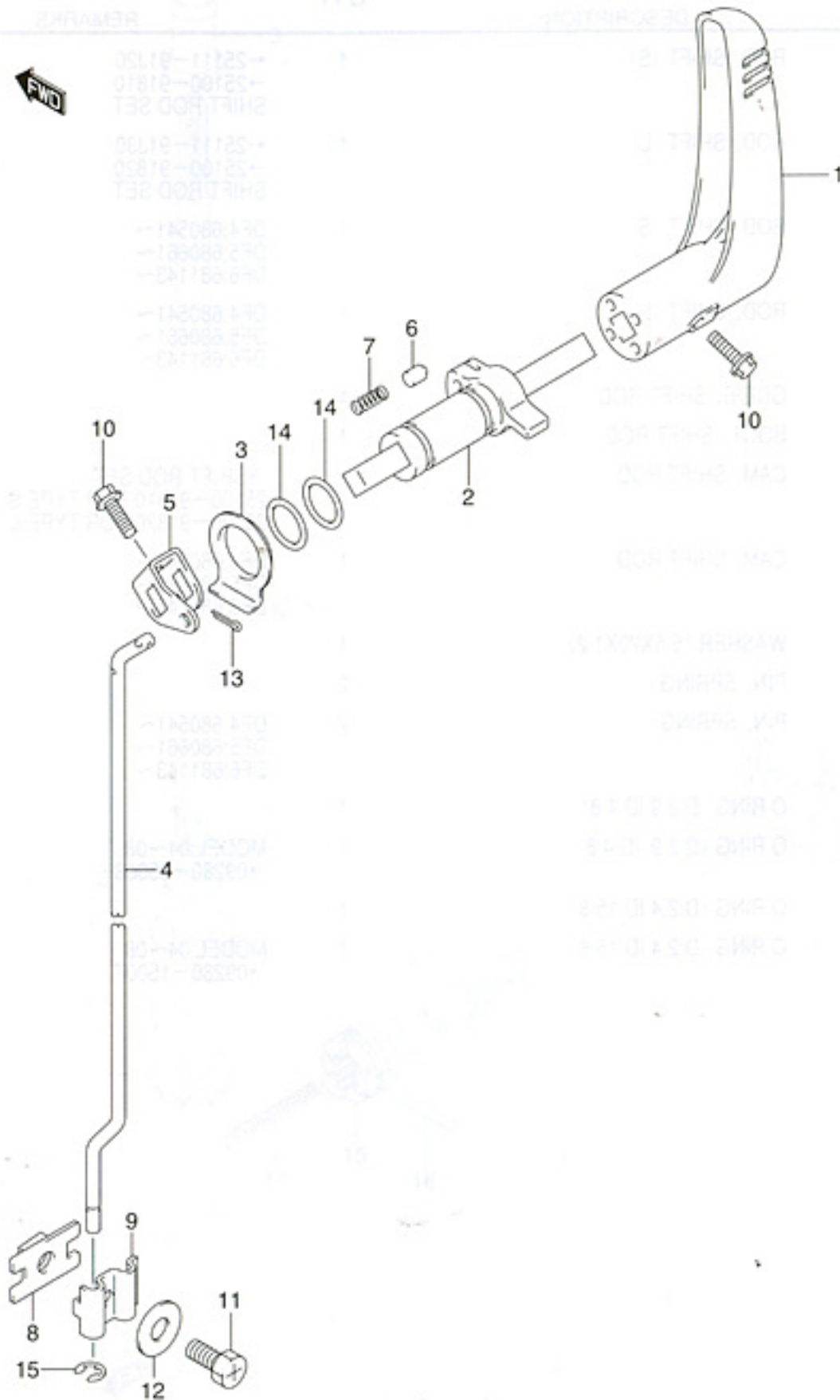


FIG.17

FIG.17 (D-2) CLUTCH LEVER

FIG.18



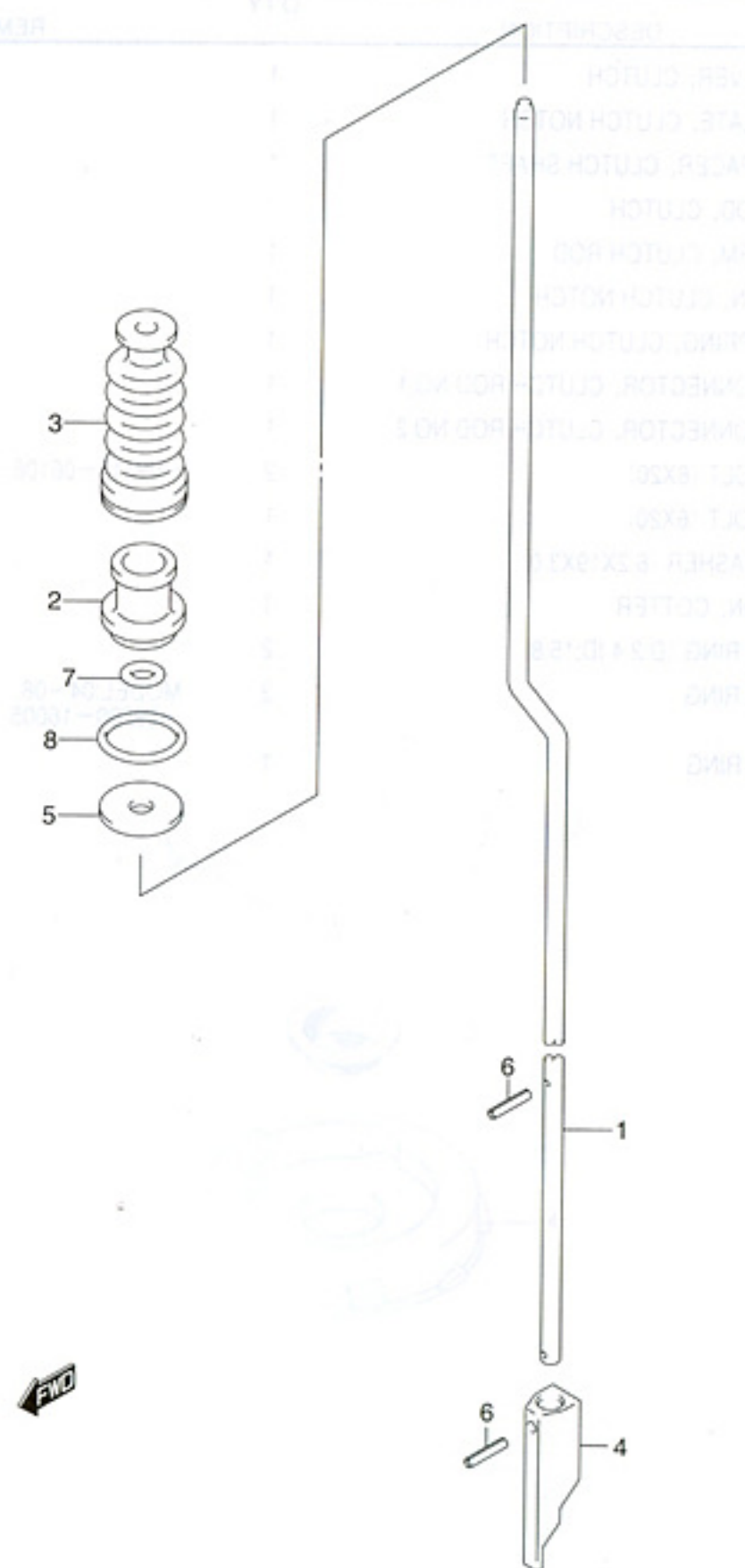
REF NO.	PART NO.	DESCRIPTION	QTY	REMARKS
1	21110-91J00	LEVER, CLUTCH	1	
2	21120-91J02	PLATE, CLUTCH NOTCH	1	
3	21216-91J00	SPACER, CLUTCH SHAFT	1	
4	23111-91J01	ROD, CLUTCH	1	
5	23211-91J00	ARM, CLUTCH ROD	1	
6	23212-91J00	PIN, CLUTCH NOTCH	1	
7	23213-91J00	SPRING, CLUTCH NOTCH	1	
8	23310-91J00	CONNECTOR, CLUTCH ROD NO.1	1	
9	23321-91J00	CONNECTOR, CLUTCH ROD NO.2	1	
10	29116-93J00	BOLT (6X20)	2	←09116-06106
11	09128-06014	BOLT (6X20)	1	
12	09160-06145	WASHER (6.2X19X3.0)	1	
13	09204-01002	PIN, COTTER	1	
14-1	09280-16005	O RING (D:2.4 ID:15.8)	2	
14-2	59291-91J10	O RING	2	MODEL:04~08 →09280-16005
15	09383-04002	E RING	1	

3

FIG.18

FIG.18 (D-3) SHIFT ROD

FIG.17



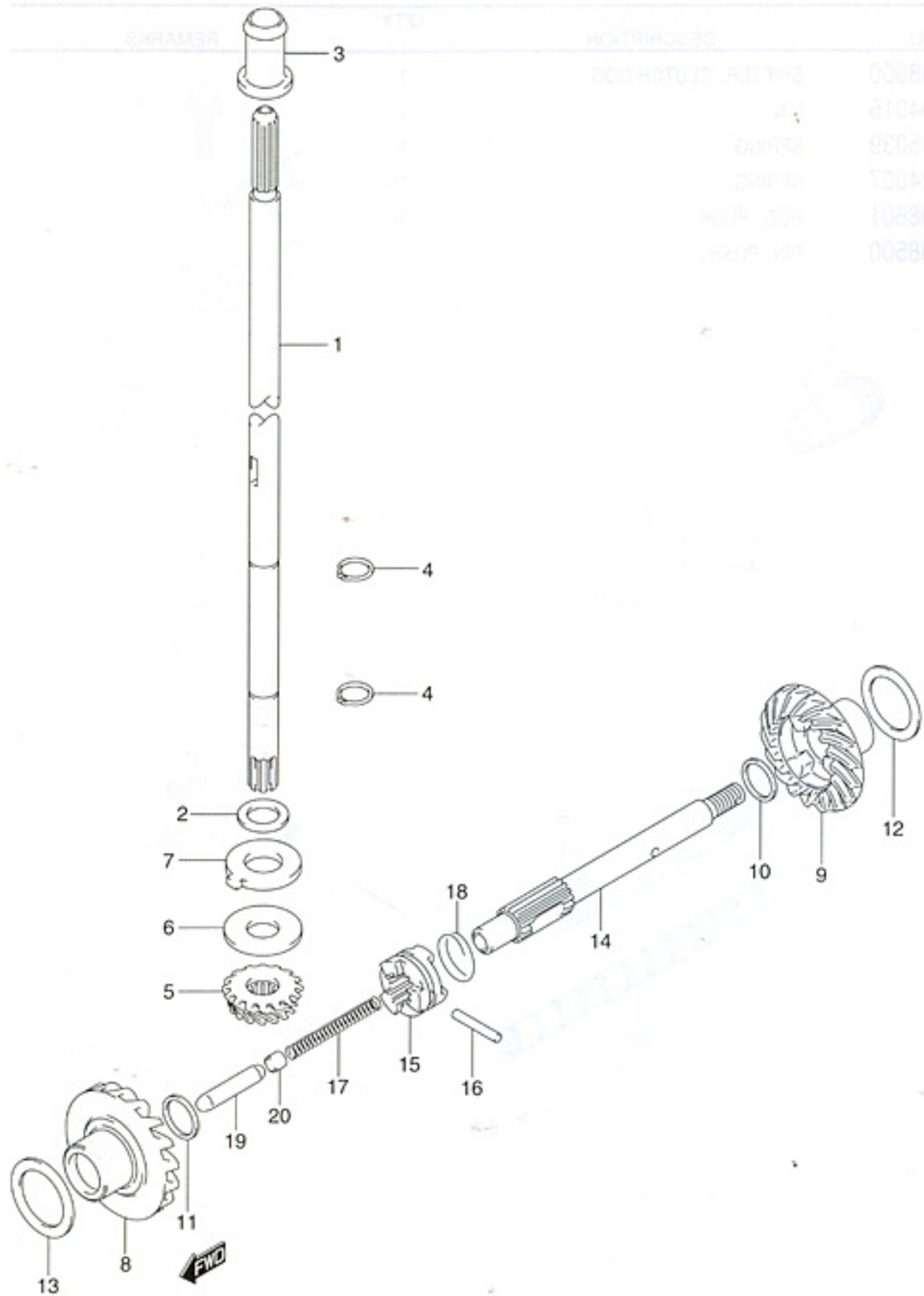
REF NO.	PART NO.	DESCRIPTION	QTY	REMARKS
1-1	25111-91J00	ROD, SHIFT (S)	1	←25111-91J20 →25100-91810 SHIFT ROD SET
1-2	25111-91J10	ROD, SHIFT (L)	1	←25111-91J30 →25100-91820 SHIFT ROD SET
1-3	25111-91J21	ROD, SHIFT (S)	1	DF4:680541~ DF5:680661~ DF6:681143~
1-4	25111-91J31	ROD, SHIFT (L)	1	DF4:680541~ DF5:680661~ DF6:681143~
2	25211-98601	GUIDE, SHIFT ROD	1	
3	25222-93901	BOOT, SHIFT ROD	1	
4-1	25311-91J00	CAM, SHIFT ROD	1	→SHIFT ROD SET 25100-91810 FOR TYPE:S 25100-91820 FOR TYPE:L
4-2	25311-91J01	CAM, SHIFT ROD	1	DF4:680541~ DF5:680661~ DF6:681143~
5	09160-05501	WASHER (5.5X20X1.2)	1	
6-1	09205-02006	PIN, SPRING	2	
6-2	09205-02004	PIN, SPRING	2	DF4:680541~ DF5:680661~ DF6:681143~
7-1	09280-05008	O RING (D:2.9 ID:4.8)	1	
7-2	59291-91J00	O RING (D:2.9, ID:4.8)	1	MODEL:04~08 →09280-05008
8-1	09280-15007	O RING (D:2.4 ID:15.8)	1	
8-2	59291-91J20	O RING (D:2.4 ID:15.8)	1	MODEL:04~08 →09280-15007

3

FIG.19

FIG.19 (D-4) DRIVE SHAFT

FIG.19

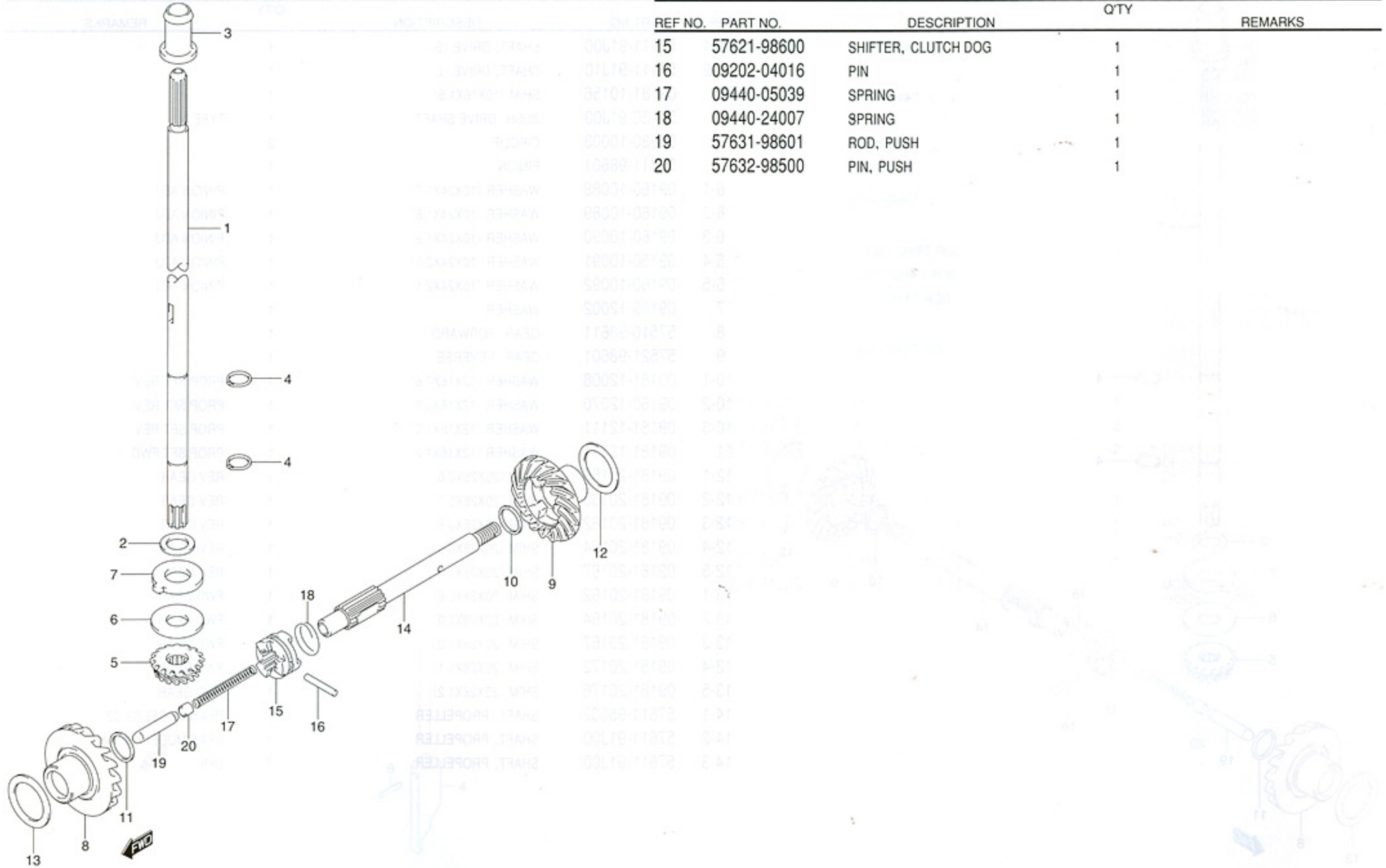


REF NO.	PART NO.	DESCRIPTION	QTY	REMARKS
1-1	57111-91J00	SHAFT, DRIVE (S)	1	
1-2	57111-91J10	SHAFT, DRIVE (L)	1	
2	09181-10156	SHIM (10X16X1.5)	1	
3	57130-91J00	BUSH, DRIVE SHAFT	1	TYPE:L
4	09380-10003	CIRCLIP	2	
5	57311-98601	PINION	1	
6-1	09160-10088	WASHER (10X24X1.7)	1	PINION ADJ
6-2	09160-10089	WASHER (10X24X1.8)	1	PINION ADJ
6-3	09160-10090	WASHER (10X24X1.9)	1	PINION ADJ
6-4	09160-10091	WASHER (10X24X2.0)	1	PINION ADJ
6-5	09160-10092	WASHER (10X24X2.1)	1	PINION ADJ
7	09169-12002	WASHER	1	
8	57510-98611	GEAR, FORWARD	1	
9	57521-98601	GEAR, REVERSE	1	
10-1	09181-12008	WASHER (12X16X0.6)	1	PROP SFT REV
10-2	09160-12070	WASHER (12X16X0.8)	1	PROP SFT REV
10-3	09181-12111	WASHER (12X16X1.0)	1	PROP SFT REV
11	09181-12111	WASHER (12X16X1.0)	1	PROP SFT FWD
12-1	09181-20159	SHIM (20X28X0.6)	1	REV GEAR
12-2	09181-20160	SHIM (20X28X0.7)	1	REV GEAR
12-3	09181-20162	SHIM (20X28X0.8)	1	REV GEAR
12-4	09181-20164	SHIM (20X28X0.9)	1	REV GEAR
12-5	09181-20167	SHIM (20X28X1.0)	1	REV GEAR
13-1	09181-20162	SHIM (20X28X0.8)	1	FWD GEAR
13-2	09181-20164	SHIM (20X28X0.9)	1	FWD GEAR
13-3	09181-20167	SHIM (20X28X1.0)	1	FWD GEAR
13-4	09181-20172	SHIM (20X28X1.1)	1	FWD GEAR
13-5	09181-20176	SHIM (20X28X1.2)	1	FWD GEAR
14-1	57611-98602	SHAFT, PROPELLER	1	DF4/5 MODEL:02,03
14-2	57611-91J00	SHAFT, PROPELLER	1	DF4/5 MODEL:04~08
14-3	57611-91J00	SHAFT, PROPELLER	1	DF6

FIG.19

FIG.19 (D-5) DRIVE SHAFT

FIG.19



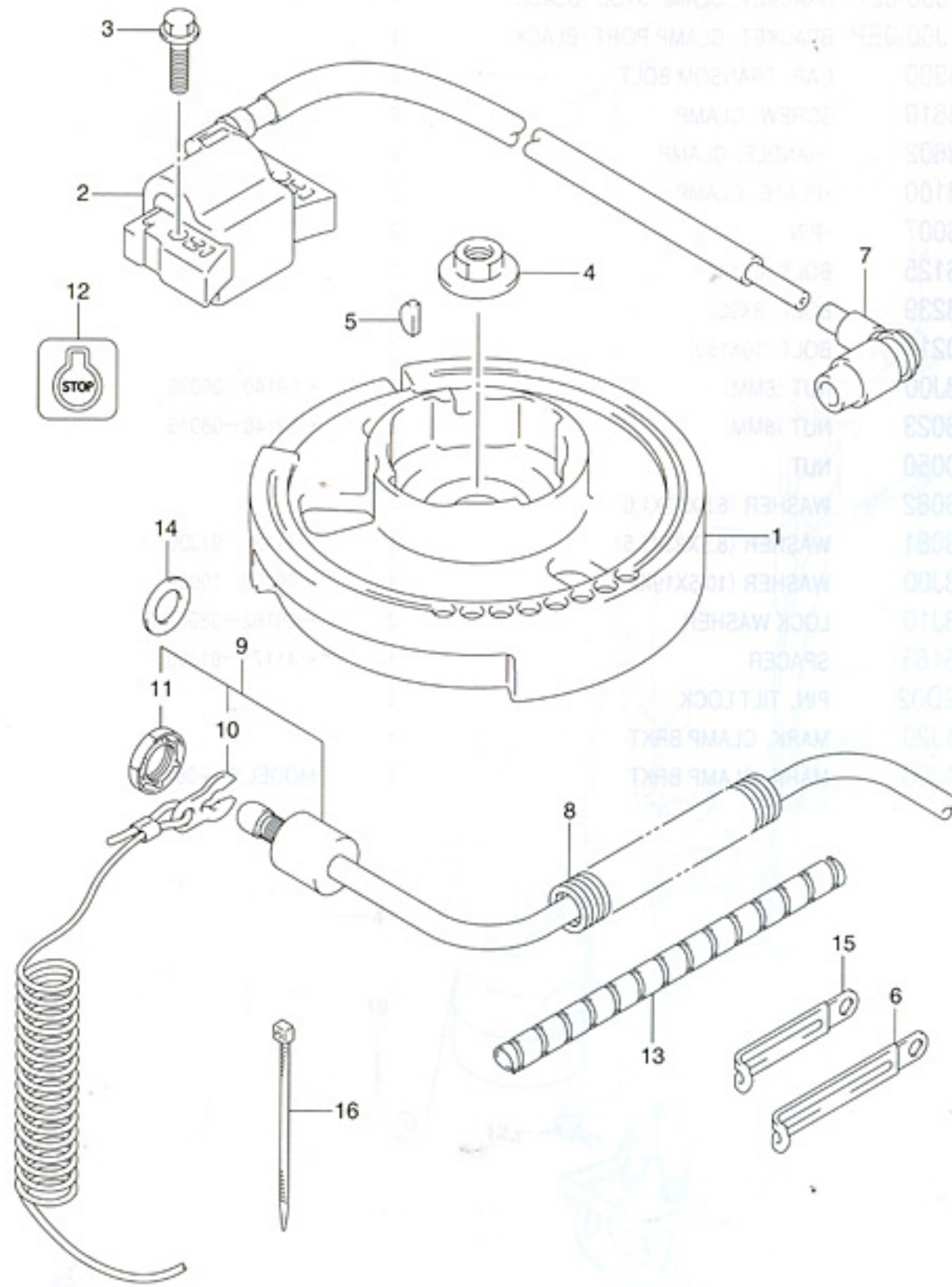
REF NO.	PART NO.	DESCRIPTION	QTY	REMARKS
15	57621-98600	SHIFTER, CLUTCH DOG	1	
16	09202-04016	PIN	1	
17	09440-05039	SPRING	1	
18	09440-24007	SPRING	1	
19	57631-98601	ROD, PUSH	1	
20	57632-98500	PIN, PUSH	1	

3

FIG.20

FIG.20 (D-6) MAGNETO

FIG.21

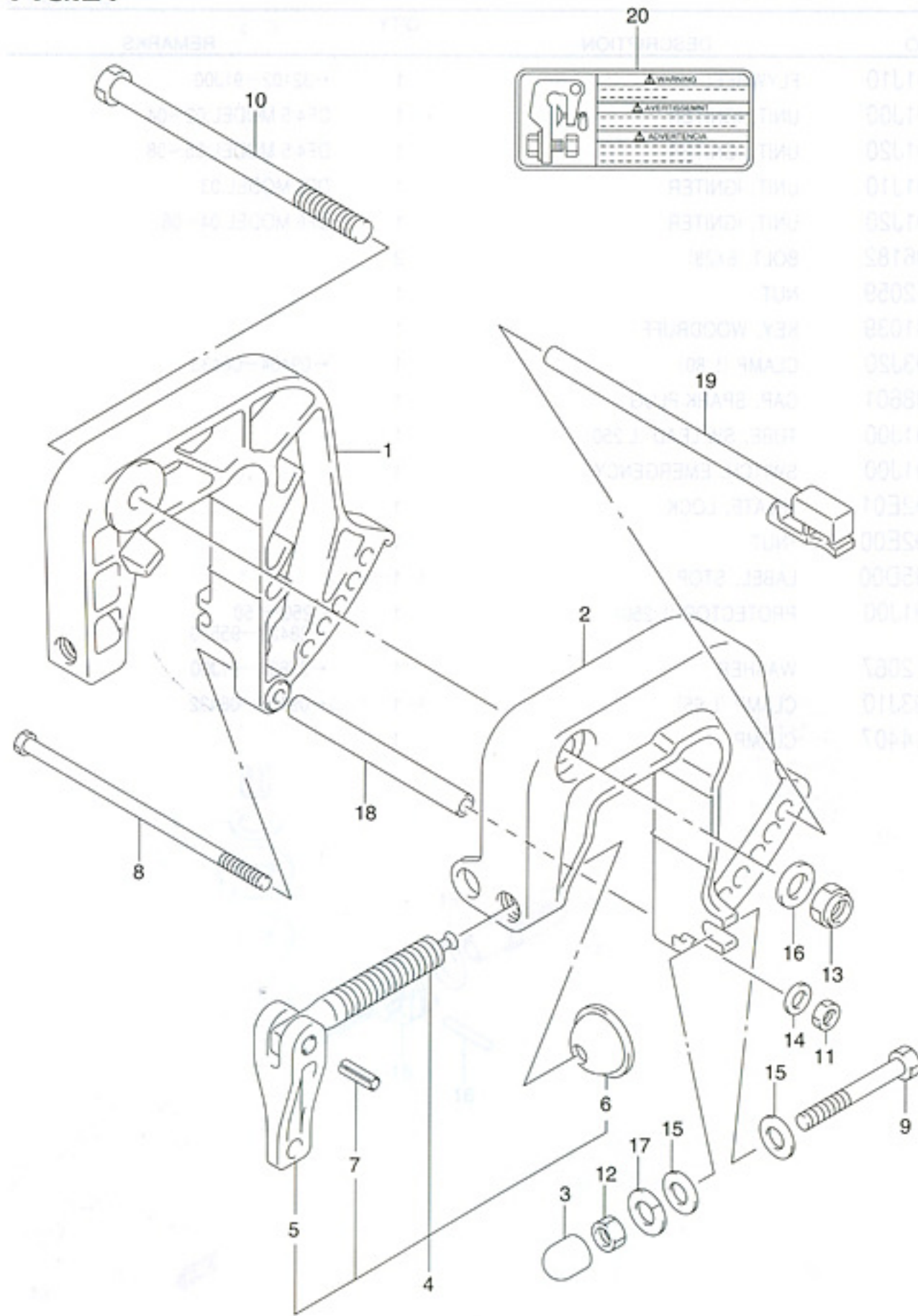


REF NO.	PART NO.	DESCRIPTION	QTY	REMARKS
1	32102-91J10	FLYWHEEL	1	+32102-91J00
2-1	33410-91J00	UNIT, IGNITER	1	DF4/5 MODEL:02~04
2-2	33410-91J20	UNIT, IGNITER	1	DF4/5 MODEL:05~08
2-3	33410-91J10	UNIT, IGNITER	1	DF6 MODEL:03
2-4	33410-91J20	UNIT, IGNITER	1	DF6 MODEL:04~08
3	09103-06182	BOLT (6X28)	2	
4	09159-12059	NUT	1	
5	08341-31039	KEY, WOODRUFF	1	
6	29404-93J20	CLAMP (L:80)	1	+09404-06433
7	33510-98601	CAP, SPARK PLUG	1	
8	33833-91J00	TUBE, SW LEAD (L:250)	1	
9	37830-91J00	SWITCH, EMERGENCY	1	
10	37823-92E01	PLATE, LOCK	1	
11	37826-92E00	NUT	1	
12	37835-95D00	LABEL, STOP	1	
13	33833-91J00	PROTECTOR (L:250)	1	L:250→150 +38423-95510
14	09160-12067	WASHER	1	+37831-91J00
15	29404-93J10	CLAMP (L:65)	1	+09404-06432
16	09407-14407	CLAMP	1	

FIG.21

FIG.21 (E-2) CLAMP BRACKET

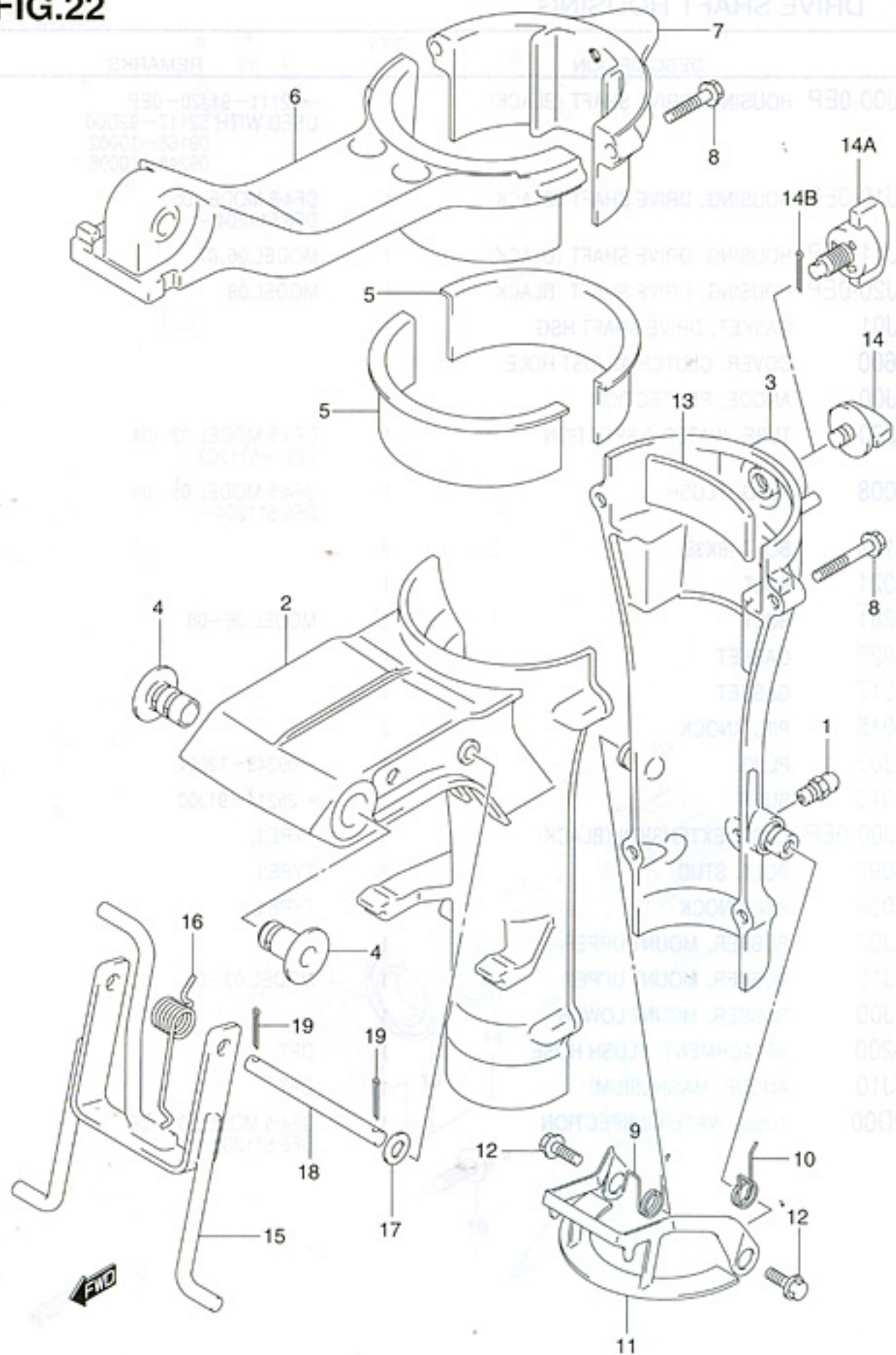
FIG.20



REF NO.	PART NO.	DESCRIPTION	QTY	REMARKS
1	41111-91J00-0EP	BRACKET, CLAMP STBD (BLACK)	1	
2	41121-91J00-0EP	BRACKET, CLAMP PORT (BLACK)	1	
3	41153-96300	CAP, TRANSOM BOLT	2	
4	41210-98610	SCREW, CLAMP	2	
5	41212-98602	HANDLE, CLAMP	2	
6	41213-98100	PLATE, CLAMP	2	
7	09205-06007	PIN	2	
8	09100-06125	BOLT (6X140)	1	
9	09100-08239	BOLT (8X90)	2	
10	09100-10217	BOLT (10X150)	1	
11	29141-93J00	NUT (6MM)	1	←09140-06020
12	09140-08023	NUT (8MM)	2	←09140-08016
13	09159-10050	NUT	1	
14	09160-06082	WASHER (6.5X13X1.0)	1	
15	09160-08081	WASHER (8.5X23X1.5)	4	←41154-91J00
16	29160-93J00	WASHER (10.5X19X2.0)	1	←09160-10082
17	29162-93J10	LOCK WASHER	2	←09162-08007
18	09180-06163	SPACER	1	←41171-91J00
19	45420-92D02	PIN, TILT LOCK	1	
20-1	69911-91J20	MARK, CLAMP BRKT	1	
20-2	69911-91J00	MARK, CLAMP BRKT	1	MODEL:04~08

FIG.22

FIG.22 (E-3) SWIVEL BRACKET



REF NO.	PART NO.	DESCRIPTION	QTY	REMARKS
1	22511-99010	NIPPLE, GREASE	1	
2	43111-91J00-0EP	BRACKET, SWIVEL (BLACK)	1	
3-1	43121-91J00-0EP	COVER, SWIVEL BRACKET (BLACK)	1	DF4/5 MODEL:02,03
3-2	43121-91J10-0EP	COVER, SWIVEL BRACKET (BLACK)	1	DF4/5 MODEL:04~08
3-3	43121-91J00-0EP	COVER, SWIVEL BRACKET (BLACK)	1	DF6:~374402
3-4	43121-91J10-0EP	COVER, SWIVEL BRACKET (BLACK)	1	DF6:374403~
4	43211-91J00	BUSH, CLAMP BRKT BOLT	2	
5	43711-91J00	BUSH, STEERING UPPER	2	
6	43751-91J00-0EP	BRACKET, STEERING (BLACK)	1	
7	43752-91J00-0EP	COVER, STEERING BRKT (BLACK)	1	
8	09116-06099	BOLT (6X35)	6	
9	45211-98602	SPRING, REVERSE LOCK ARM STBD	1	←45211-91J00
10	45212-98602	SPRING, REVERSE LOCK ARM PORT	1	←45212-91J10
11	45230-91J01	ARM, REVERSE LOCK	1	
12	09116-06094	BOLT (6X16)	2	←09116-06105
13	43411-91J00	ADJUSTER, STEERING	1	
14	43418-91J00	KNOB, STEERING ADJUSTER	1	DF4/5 MODEL:02,03 →43410-91J00 W/09204-01002
14A-1	43410-91J10	KNOB, STEERING ADJUSTER	1	DF4/5 MODEL:04~08
14A-2	43410-91J00	KNOB, STEERING ADJUSTER	1	DF6:~374402
14A-3	43410-91J10	KNOB, STEERING ADJUSTER	1	DF6:374403~
14B	09204-01002	PIN, ADJUSTER KNOB	1	MODEL:04~08
15-1	45700-91J00	ARM ASSY, SHALLOW WATER DRIVE	1	MODEL:02
15-2	45700-91J10	ARM ASSY, SHALLOW WATER DRIVE	1	MODEL:03
15-3	45700-91J00	ARM ASSY, SHALLOW WATER DRIVE	1	MODEL:04~08
16	45722-91J00	·SPRING, SHALLOW WATER DRIVE	1	
17	09160-08082	·WASHER (8.5X16X1.2)	1	←55118-91J00
18	09200-08045	·PIN	1	
19	09204-01002	·PIN, COTTER	2	

FIG.23

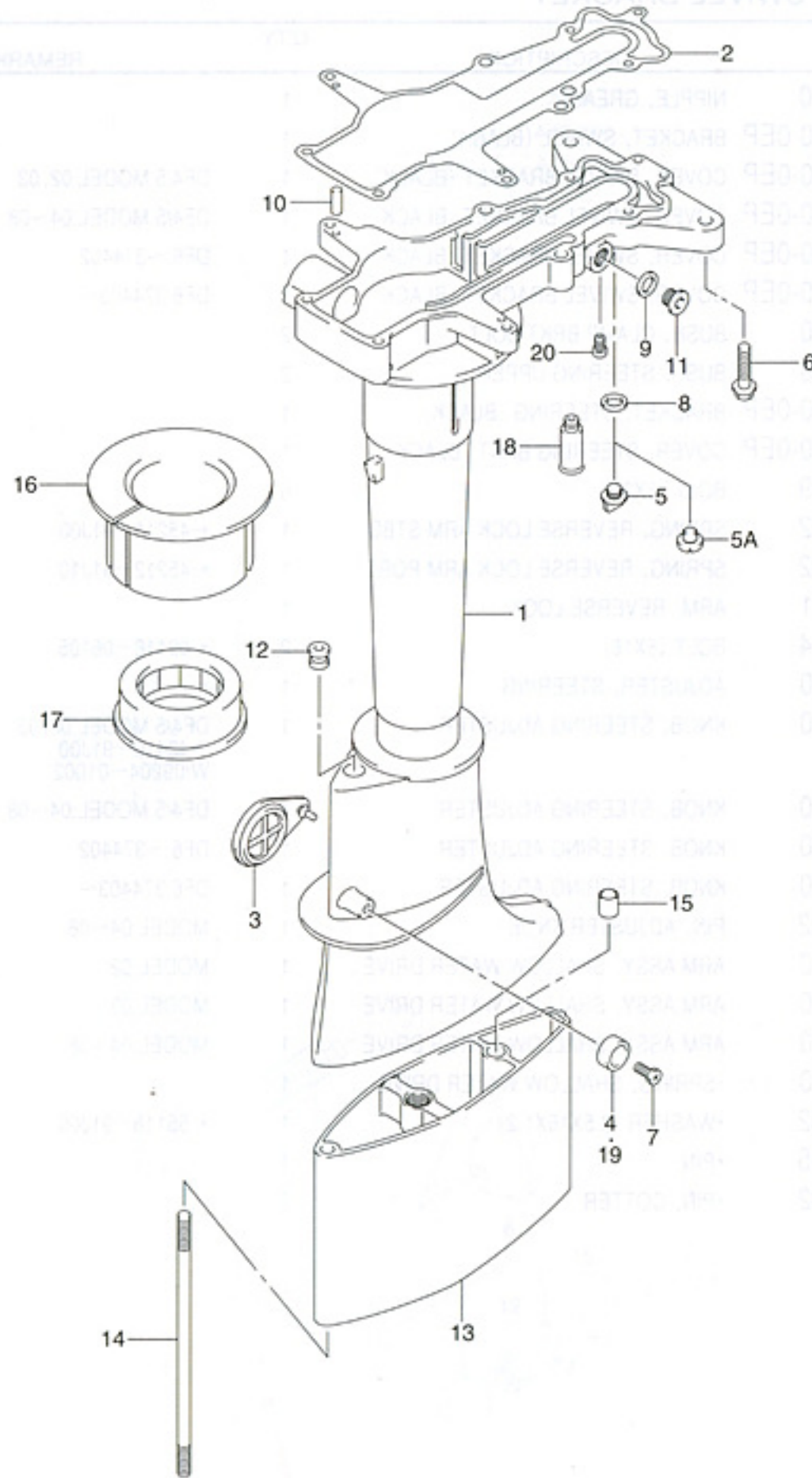


FIG.23 (E-4) DRIVE SHAFT HOUSING

REF NO.	PART NO.	DESCRIPTION	QTY	REMARKS
1-1	52111-91J00-0EP	HOUSING, DRIVE SHAFT (BLACK)	1	→52111-91J20-0EP USED WITH 52117-92D00 09168-10002 09248-10008
1-2	52111-91J10-0EP	HOUSING, DRIVE SHAFT (BLACK)	1	DF4/5 MODEL:05 DF6:511204~
1-3	52111-91J11-0EP	HOUSING, DRIVE SHAFT (BLACK)	1	MODEL:06, 07
1-4	52111-91J20-0EP	HOUSING, DRIVE SHAFT (BLACK)	1	MODEL:08
2	52113-91J01	GASKET, DRIVE SHAFT HSG	1	
3	52115-98600	COVER, CLUTCH ADJUST HOLE	1	
4	55321-87J00	ANODE, PROTECTION	1	
5	61155-91J00	TUBE, WATER INSPECTION	1	DF4/5 MODEL:02~04 DF6:~511203
5A	09248-10008	PLUG, FLUSH	1	DF4/5 MODEL:05~08 DF6:511204~
6	09116-06189	BOLT (6X38)	9	
7-1	09128-06021	BOLT	1	
7-2	09103-06281	BOLT	1	MODEL:06~08
8	09168-10022	GASKET	1	
9	09168-12017	GASKET	1	
10	09202-06015	PIN, KNOCK	2	
11	29248-93J00	PLUG	1	←09248-12007
12	09320-04010	BUSH	1	←25214-91J00
13	52131-91J00-0EP	CASE, EXTENSION (BLACK)	1	TYPE:L
14	09108-08092	BOLT, STUD	2	TYPE:L
15	09206-11006	PIN, KNOCK	1	TYPE:L
16-1	54132-91J00	RUBBER, MOUNT UPPER	1	
16-2	54132-91J10	RUBBER, MOUNT UPPER	1	MODEL:03~08
17	54162-91J00	RUBBER, MOUNT LOWER	1	
18	55181-95200	ATTACHMENT, FLUSH HOSE	1	OPT
19	55321-87J10	ANODE (MAGNESIUM)	1	OPT
20	52117-92D00	TUBE, WATER INSPECTION	1	DF4/5 MODEL:05~08 DF6:511204~

FIG.24

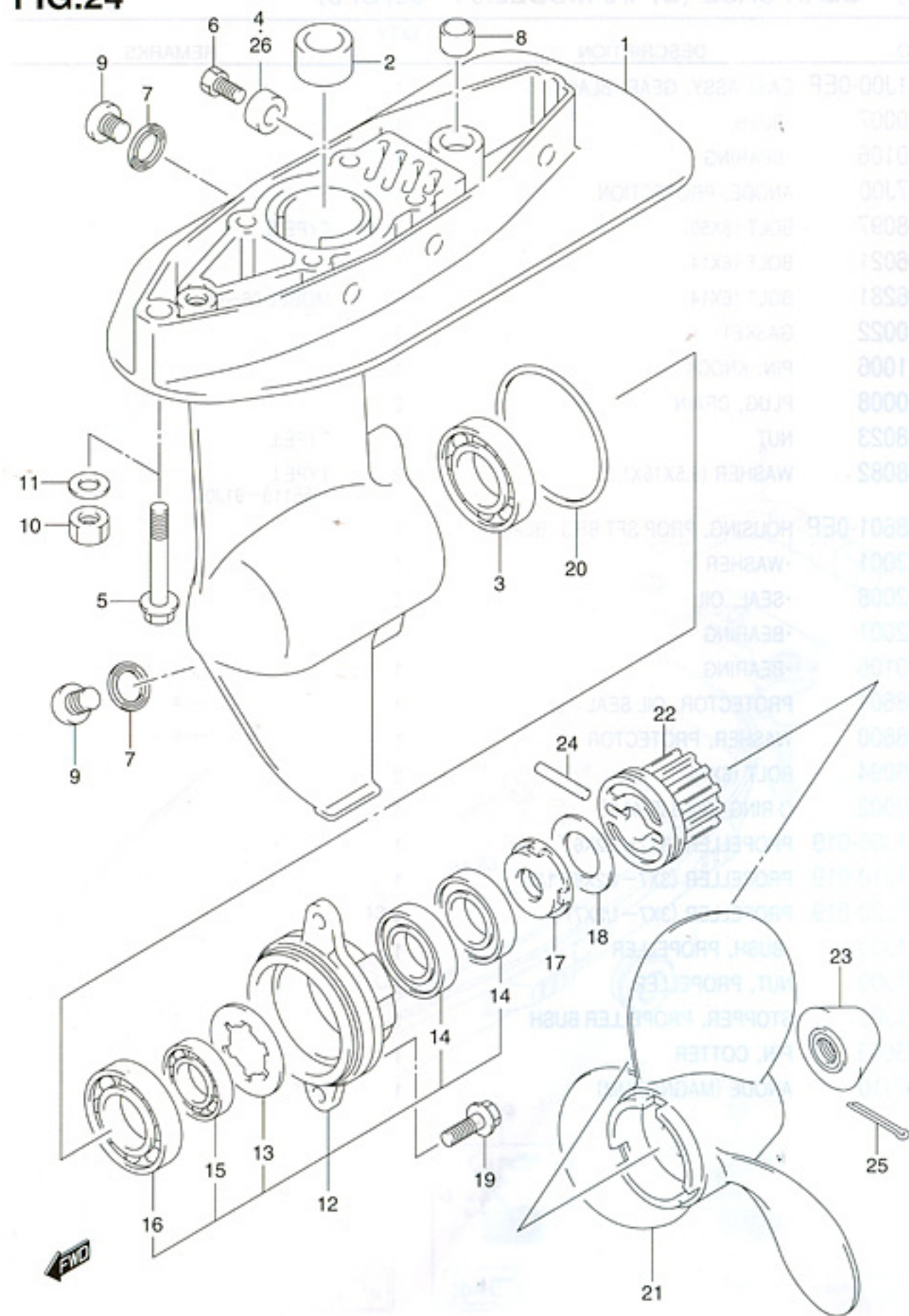


FIG.24 (E-5) GEAR CASE (DF4/5 MODEL:02, 03)

REF NO.	PART NO.	DESCRIPTION	QTY	REMARKS
1	55100-91J00-0EP	CASE ASSY, GEAR (BLACK)	1	←55110-98641-0EP
2	09300-10007	·BUSH	1	
3	09262-20106	·BEARING	1	
4	55321-87J00	ANODE, PROTECTION	1	
5	09116-08097	BOLT (8X50)	2	TYPE:S
6	09128-06021	BOLT (6X14)	1	
7	09168-10022	GASKET	2	
8	09206-11006	PIN, KNOCK	1	
9	09248-10008	PLUG, DRAIN	2	
10	09140-08023	NUT	2	TYPE:L
11	09160-08082	WASHER (8.5X16X1.2)	2	TYPE:L
12	56120-98601-0EP	HOUSING, PROP SFT BRG (BLACK)	1	←56120-98600-0EP
13	09167-23001	·WASHER	1	
14	09282-12008	·SEAL, OIL	2	
15	09262-12001	·BEARING	1	
16	09262-20106	·BEARING	1	
17	56122-98601	PROTECTOR, OIL SEAL	1	
18	56123-98600	WASHER, PROTECTOR	1	
19	09116-06094	BOLT (6X15)	2	
20	09280-49002	O RING (D:2.6 ID:48.7)	1	
21-1	58111-98602-019	PROPELLER (3X7-1/2X6)	1	
21-2	58111-98641-019	PROPELLER (3X7-1/2X6-1/2)	1	
21-3	58111-98630-019	PROPELLER (3X7-1/2X7)	1	
21-4	58111-98651-019	PROPELLER (3X7-1/2X7)	1	MODEL:03
22	58120-98600	BUSH, PROPELLER	1	
23	58130-98101	NUT, PROPELLER	1	→58130-91J00
24	09202-04002	PIN, SHEAR	1	
25	09204-03003	PIN, COTTER	1	
26	55321-87J10	ANODE (MAGNESIUM)	1	OPT

REFER TO FIG.25 (E-6) FOR DF4/5 MODEL:04~08, DF6

FIG.25

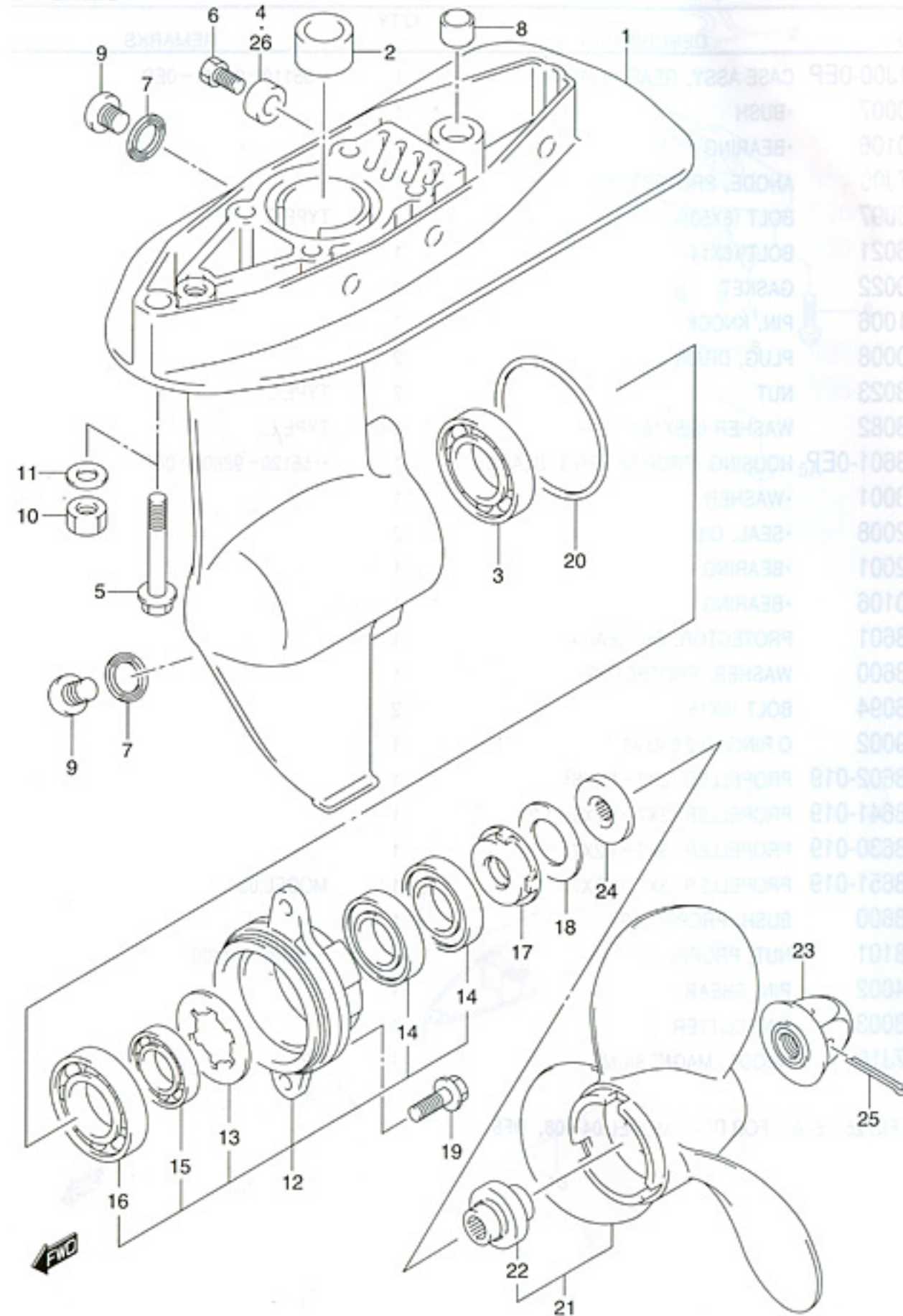


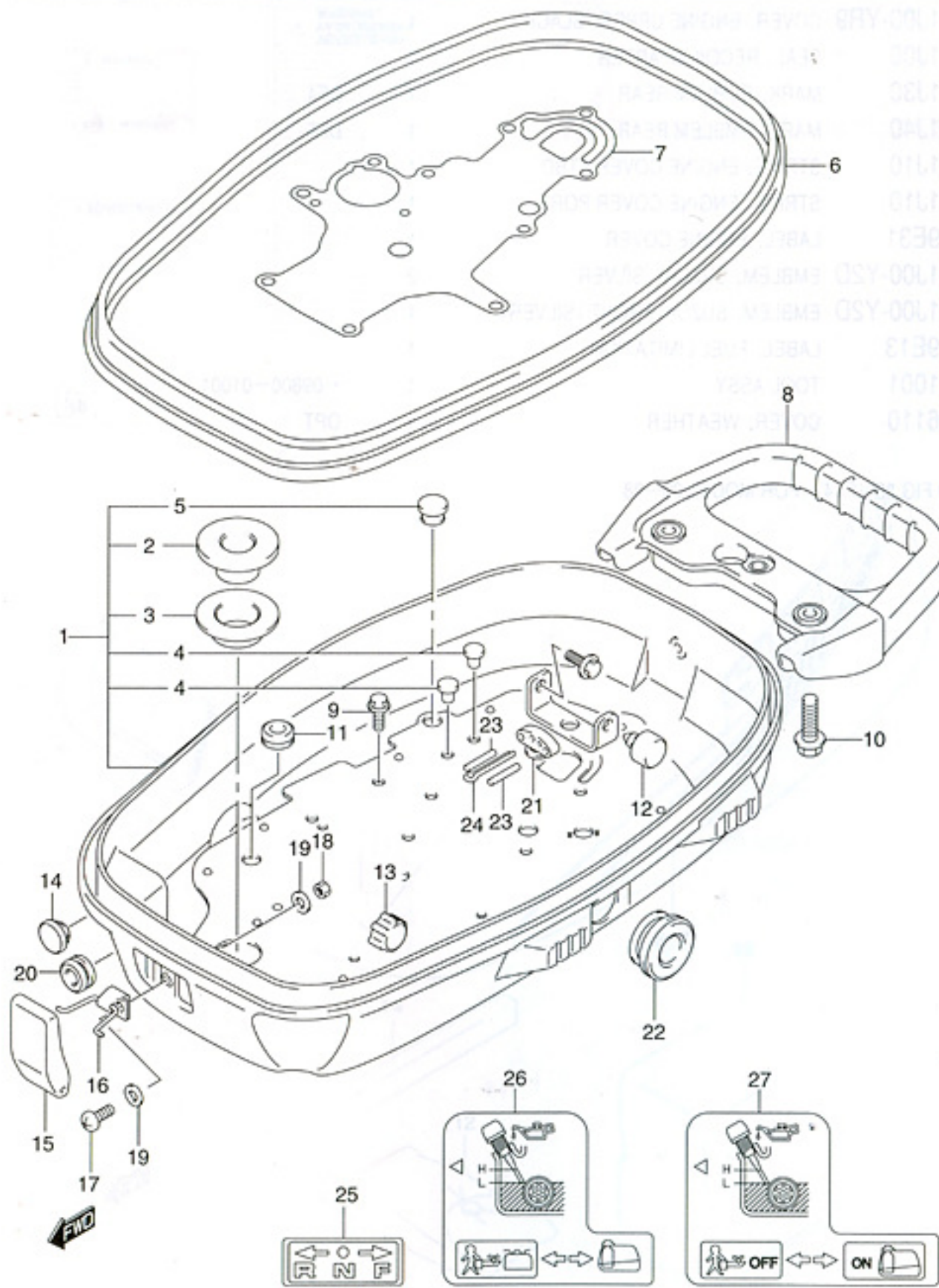
FIG.25 (E-6) GEAR CASE (DF4/5 MODEL:04~08, DF6)

REF NO.	PART NO.	DESCRIPTION	QTY	REMARKS
1	55100-91J00-0EP	CASE ASSY, GEAR (BLACK)	1	
2	09300-10007	·BUSH	1	
3	09262-20106	·BEARING	1	
4	55321-87J00	·ANODE, PROTECTION	1	
5	09116-08097	BOLT (8X50)	2	TYPE:S
6-1	09128-06021	BOLT (6X14)	1	
6-2	09103-06281	BOLT (6X14)	1	MODEL:06~08
7	09168-10022	GASKET	2	
8	09206-11006	PIN, KNOCK	1	
9	09248-10008	PLUG, DRAIN	2	
10	09140-08023	NUT	2	TYPE:L
11	09160-08082	WASHER (8.5X16X1.2)	2	TYPE:L ←55118-91J00
12	56120-98601-0EP	HOUSING, PROP SFT BRG (BLACK)	1	
13	09167-23001	·WASHER	1	
14	09282-12008	·SEAL, OIL	2	
15	09262-12001	·BEARING	1	
16	09262-20106	·BEARING	1	
17	56122-98601	PROTECTOR, OIL SEAL	1	
18	56123-98600	WASHER, PROTECTOR	1	
19	09116-06094	BOLT (6X15)	2	
20	09280-49002	O RING (D:2.6 ID:48.7)	1	
21-1	58110-91J00-019	PROPELLER (3X7-1/2X6)	1	
21-2	58110-91J10-019	PROPELLER (3X7-1/2X6-1/2)	1	
21-3	58110-91J20-019	PROPELLER (3X7-1/2X7)	1	
22	58120-91J00	·BUSH, PROPELLER	1	
23	58130-91J00	NUT, PROPELLER	1	
24	57635-91J00	STOPPER, PROPELLER BUSH	1	
25	09204-03003	PIN, COTTER	1	
26	55321-87J10	ANODE (MAGNESIUM)	1	OPT

5

FIG.26

FIG.26 (F-2) LOWER COVER

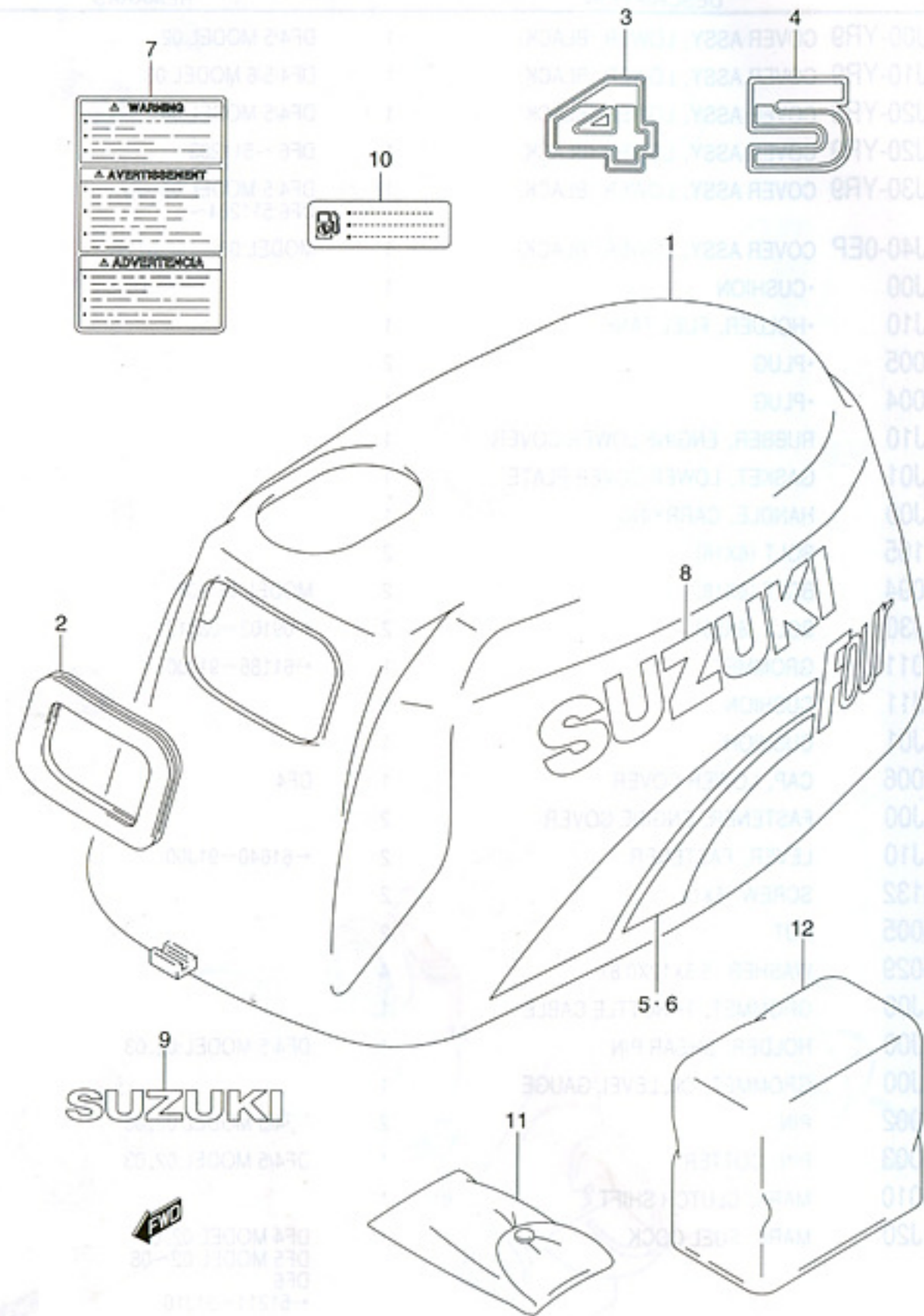


REF NO.	PART NO.	DESCRIPTION	QTY	REMARKS
1-1	61100-91J00-YR9	COVER ASSY, LOWER (BLACK)	1	DF4/5 MODEL:02
1-2	61100-91J10-YR9	COVER ASSY, LOWER (BLACK)	1	DF4/5/6 MODEL:03
1-3	61100-91J20-YR9	COVER ASSY, LOWER (BLACK)	1	DF4/5 MODEL:04
1-4	61100-91J20-YR9	COVER ASSY, LOWER (BLACK)	1	DF6:~511203
1-5	61100-91J30-YR9	COVER ASSY, LOWER (BLACK)	1	DF4/5 MODEL:05~07 DF6:511204~
1-6	61100-91J40-0EP	COVER ASSY, LOWER (BLACK)	1	MODEL:08
2	65132-91J00	·CUSHION	1	
3	65197-91J10	·HOLDER, FUEL TANK	1	
4	09250-06005	·PLUG	2	
5	09250-12004	·PLUG	1	
6	61112-91J10	RUBBER, ENGINE LOWER COVER	1	
7	61126-91J01	GASKET, LOWER COVER PLATE	1	
8	61950-91J00	HANDLE, CARRYING	1	
9-1	09116-06105	BOLT (6X16)	2	
9-2	09116-06094	BOLT (6X16)	2	MODEL:06~08
10	29103-93J30	BOLT (8X25)	2	←09103-08313
11	09308-08011	GROMMET	1	←61186-91J00
12	61151-91J11	CUSHION	1	
13	61151-91J01	CUSHION	1	
14	09250-12006	CAP, LOWER COVER	1	DF4
15	61611-91J00	FASTENER, ENGINE COVER	2	
16	61640-91J10	LEVER, FASTENER	2	←61640-91J00
17	09125-05132	SCREW (5X14)	2	
18	09140-05005	NUT	2	
19	09160-05029	WASHER (5.5X12X0.8)	4	
20	61185-91J00	GROMMET, THROTTLE CABLE	1	
21	61521-91J00	HOLDER, SHEAR PIN	1	DF4/5 MODEL:02, 03
22	63624-91J00	GROMMET, OIL LEVEL GAUGE	1	
23	09202-04002	PIN	2	DF4/5 MODEL:02, 03
24	09204-03003	PIN, COTTER	1	DF4/5 MODEL:02, 03
25	21131-96010	MARK, CLUTCH SHIFT	1	
26	61211-91J20	MARK, FUEL COCK	1	DF4 MODEL:02, 03 DF5 MODEL:02~08 DF6 ←61211-91J10
27	61211-91J40	MARK, FUEL COCK	1	DF4 MODEL:04~08

FIG.27

FIG.27 (F-3) ENGINE COVER (MODEL:02)

FIG.28



REF NO.	PART NO.	DESCRIPTION	QTY	REMARKS
1	61411-91J00-YR9	COVER, ENGINE UPPER (BLACK)	1	
2	61622-91J00	SEAL, RECOIL STARTER	1	
3	61435-91J30	MARK, EMBLEM REAR	1	DF4
4	61435-91J40	MARK, EMBLEM REAR	1	DF5
5	61443-91J10	STRIPE, ENGINE COVER STBD	1	
6	61453-91J10	STRIPE, ENGINE COVER PORT	1	
7	61458-99E31	LABEL, ENGINE COVER	1	
8	68181-91J00-Y2D	EMBLEM, SUZUKI (SILVER)	2	
9	68271-91J00-Y2D	EMBLEM, SUZUKI FRONT (SILVER)	1	
10	69716-99E13	LABEL, FUEL LIMITATION	1	
11	09800-01001	TOOL ASSY	1	←09800-01001
12	68110-96110	COVER, WEATHER	1	OPT

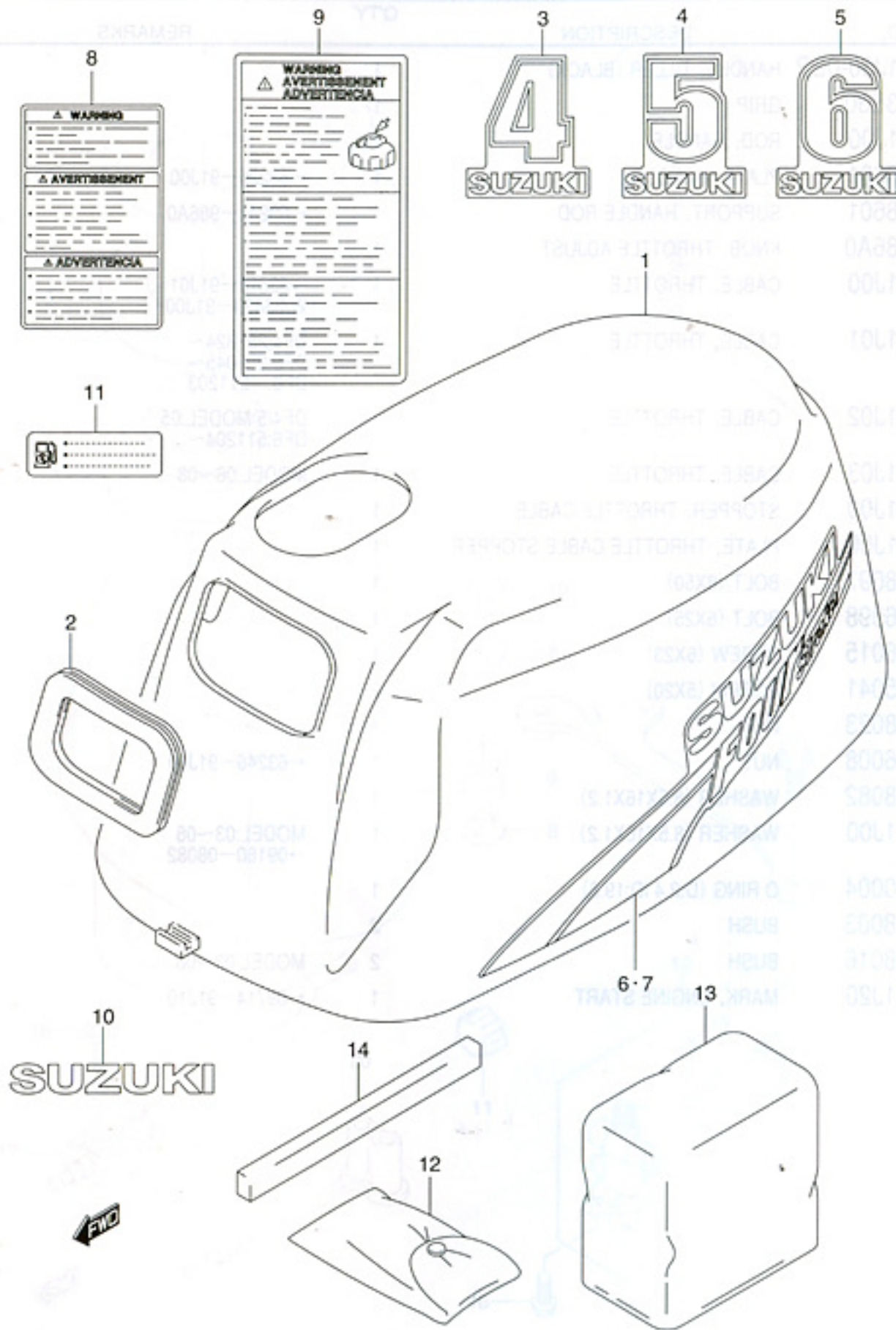
REFER TO FIG.28 (F-4) FOR MODEL:03~08



5

FIG.28

FIG.28 (F-4) ENGINE COVER (MODEL:03~08)



REF NO.	PART NO.	DESCRIPTION	QTY	REMARKS
1-1	61411-91J00-YR9	COVER, ENGINE UPPER (BLACK)	1	
1-2	61411-91J10-0EP	COVER, ENGINE UPPER (BLACK)	1	MODEL:08
2	61622-91J20	SEAL, RECOIL STARTER	1	
3	61435-91J50	MARK, EMBLEM REAR	1	DF4
4	61435-91J40	MARK, EMBLEM REAR	1	DF5 ←61435-91J60
5	61435-91J20	MARK, EMBLEM REAR	1	DF6
6	61443-91J20	STRIPE, ENGINE COVER STBD	1	
7	61453-91J20	STRIPE, ENGINE COVER PORT	1	
8-1	61458-99E31	LABEL, ENGINE COVER	1	
8-2	61458-91J00	LABEL, ENGINE COVER	1	MODEL:04~07 →61458-99E31
9	61458-97J10	LABEL, ENGINE COVER	1	MODEL:08
10	68271-91J00-Y2D	EMBLEM, SUZUKI FRONT (SILVER)	1	←68271-91J10-Y2D
11	69716-99E13	LABEL, FUEL LIMITATION	1	
12	09800-01001	TOOL ASSY	1	
13	68110-96110	COVER, WEATHER	1	OPT
14	61416-91J00	GUARD, AIR INTAKE	1	MODEL:08

FIG.29

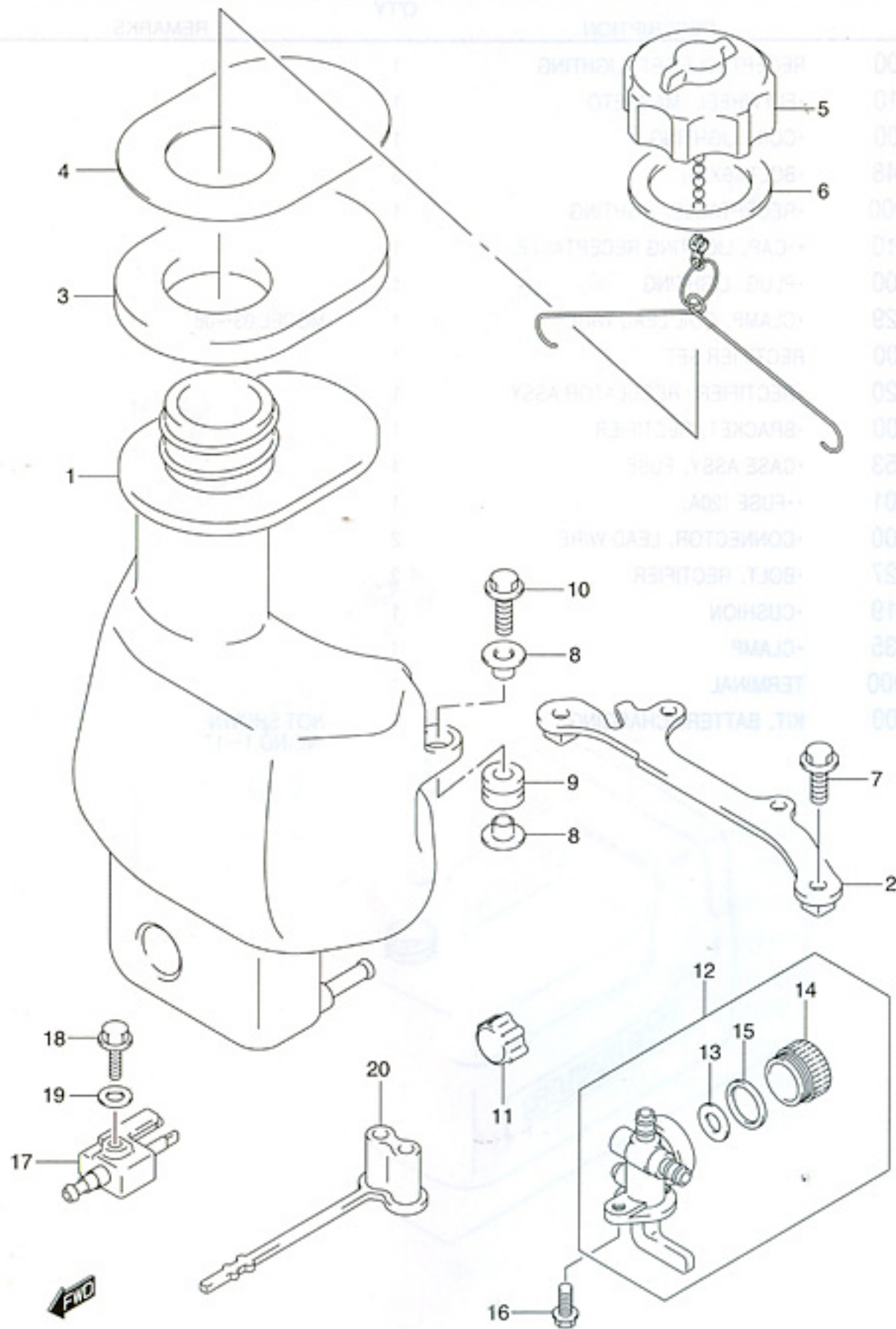
FIG.29 (F-5) TILLER HANDLE

REF NO.	PART NO.	DESCRIPTION	QTY	REMARKS
1	63111-91J00-0EP	HANDLE, TILLER (BLACK)	1	
2	63210-93E30	GRIP	1	
3	63221-91J00	ROD, HANDLE	1	
4	63225-98601	PLATE, HANDLE	1	←63225-91J00
5	63241-98601	SUPPORT, HANDLE ROD	1	←63241-986A0
6	63244-986A0	KNOB, THROTTLE ADJUST	1	
7-1	63610-91J00	CABLE, THROTTLE	1	→63610-91J01 W/33833-91J00
7-2	63610-91J01	CABLE, THROTTLE	1	DF4:252324~ DF5:253045~ DF6:~511203
7-3	63610-91J02	CABLE, THROTTLE	1	DF4/5 MODEL:05 DF6:511204~
7-4	63610-91J03	CABLE, THROTTLE	1	MODEL:06~08
8	63620-91J00	STOPPER, THROTTLE CABLE	1	
9	63628-91J00	PLATE, THROTTLE CABLE STOPPER	1	
10	09116-08097	BOLT (8X50)	1	
11	09118-06098	BOLT (6X25)	1	
12	09126-06015	SCREW (6X23)	1	
13	09136-05041	SCREW (5X20)	2	
14	09140-08023	NUT	1	
15	09148-06008	NUT	1	←63246-91J00
16-1	09160-08082	WASHER (8.5X16X1.2)	1	
16-2	55118-91J00	WASHER (8.5X16X1.2)	1	MODEL:03~08 →09160-08082
17	09280-20004	O RING (D:2.4 ID:19.8)	1	
18-1	09306-08003	BUSH	2	
18-2	09306-08016	BUSH	2	MODEL:03~08
19	69714-91J20	MARK, ENGINE START	1	←69714-91J10

5

FIG.30

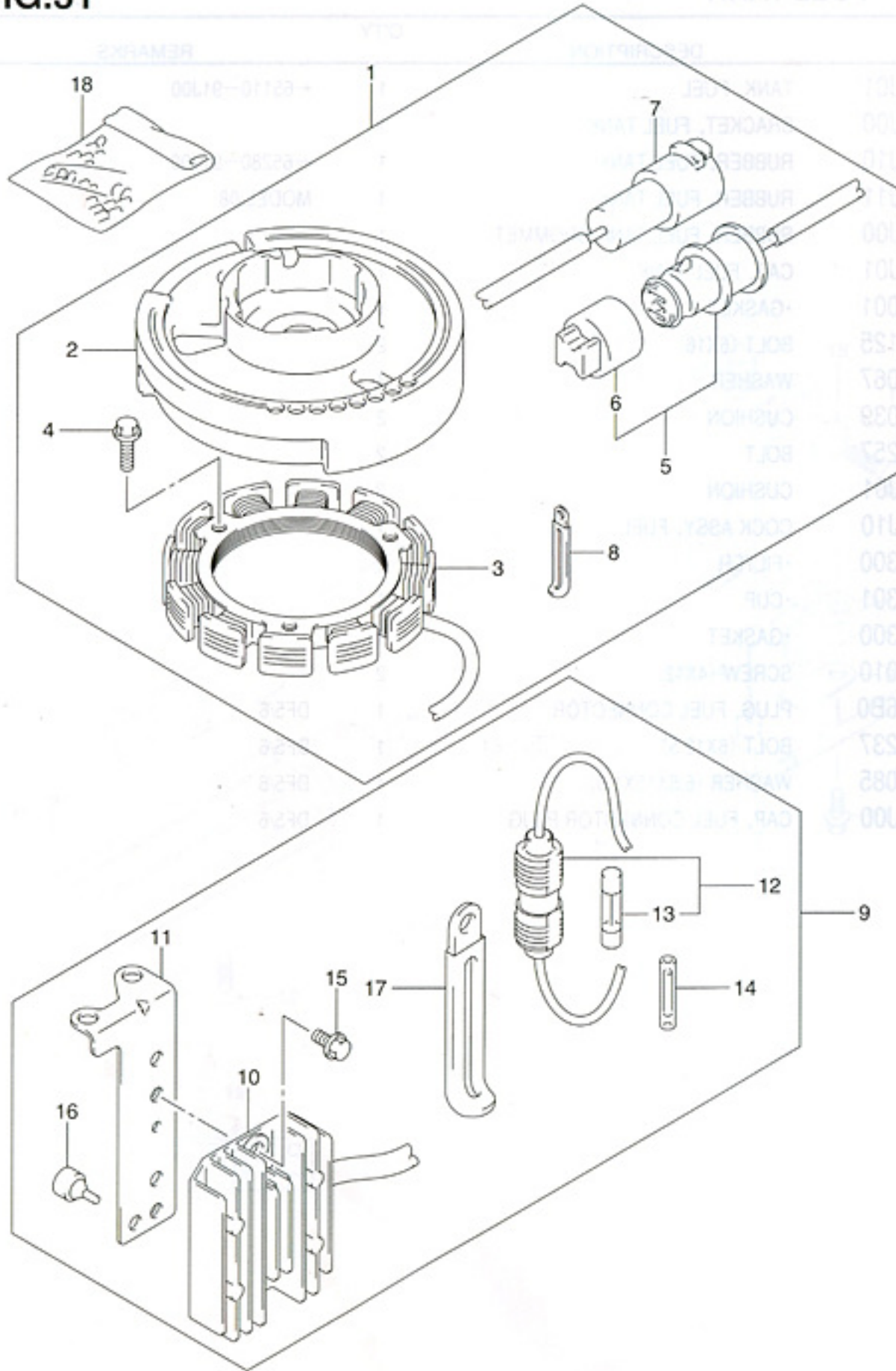
FIG.30 (F-6) FUEL TANK



REF NO.	PART NO.	DESCRIPTION	QTY	REMARKS
1	65110-91J01	TANK, FUEL	1	←65110-91J00
2	65260-91J00	BRACKET, FUEL TANK	1	
3-1	65281-91J10	RUBBER, FUEL TANK	1	←65280-91J00
3-2	65281-91J11	RUBBER, FUEL TANK	1	MODEL:08
4	65284-91J00	RUBBER, FUEL TANK GROMMET	1	
5	65510-91J01	CAP, FUEL TANK	1	
6	09168-32001	·GASKET	1	
7	09103-06125	BOLT (6X16)	2	
8	09169-06067	WASHER	4	
9	09320-09039	CUSHION	2	
10	01550-06257	BOLT	2	
11	61151-91J01	CUSHION	2	
12	66100-91J10	COCK ASSY, FUEL	1	
13	66152-98300	·FILTER	1	
14	66171-98301	·CUP	1	
15	66273-98300	·GASKET	1	
16	09136-04010	SCREW (4X12)	2	
17	65720-986B0	PLUG, FUEL CONNECTOR	1	DF5/6
18	09103-06237	BOLT (6X12.5)	1	DF5/6
19	09160-06085	WASHER (6.5X15X1.0)	1	DF5/6
20	65727-91J00	CAP, FUEL CONNECTOR PLUG	1	DF5/6

FIG.31

FIG.31 (G-2) OPT : ELECTRICAL

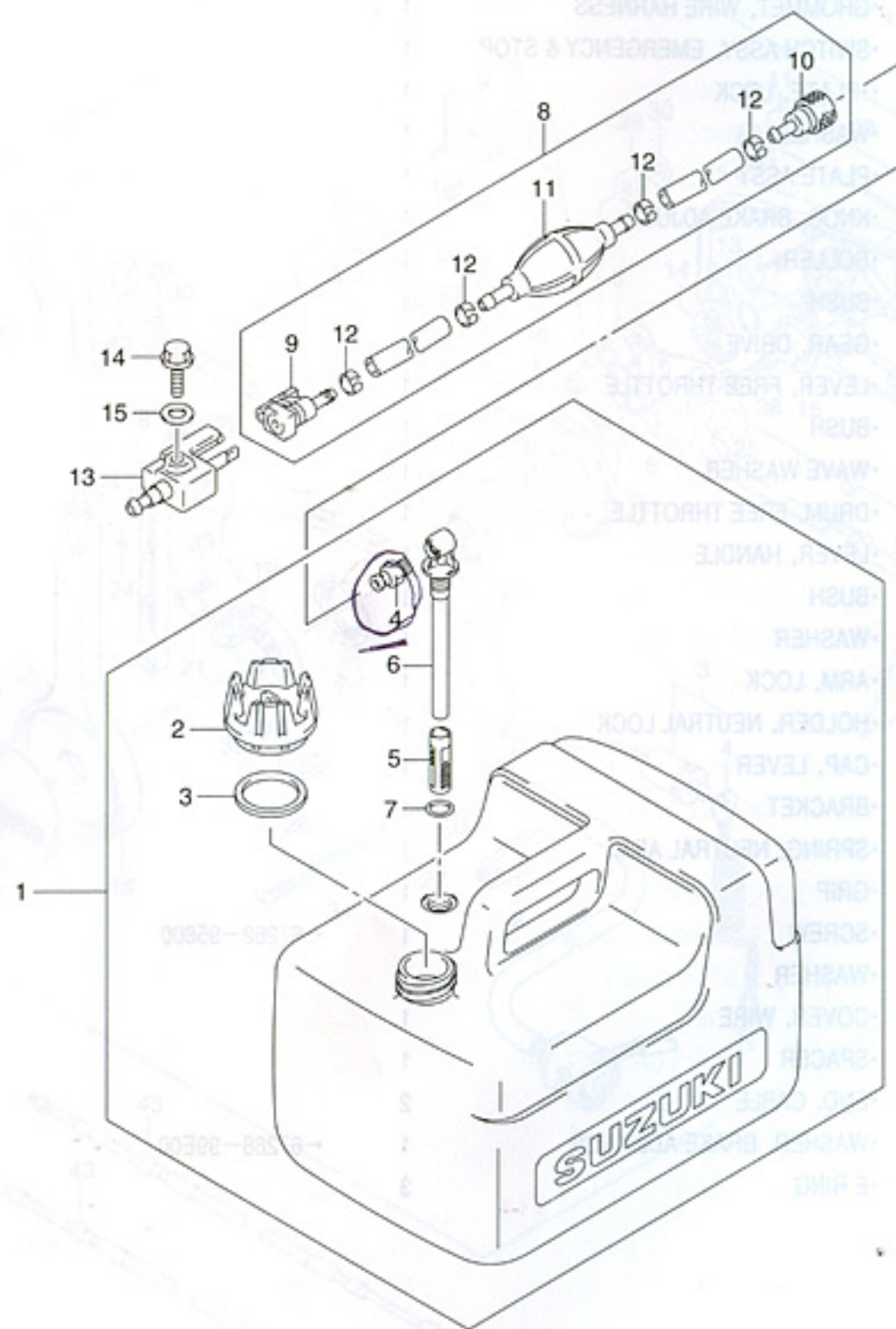


REF NO.	PART NO.	DESCRIPTION	QTY	REMARKS
1	39600-91J00	RECEPTACLE SET, LIGHTING	1	
2	32102-91J10	•FLYWHEEL, MAGNETO	1	
3	32120-91J00	•COIL, LIGHTING	1	
4	09103-06048	•BOLT (6X20)	3	
5	39601-95D00	•RECEPTACLE, LIGHTING	1	
6	36634-93910	•CAP, LIGHTING RECEPTACLE	1	
7	39602-93900	•PLUG, LIGHTING	1	
8	09404-06429	•CLAMP, COIL LEAD WIRE	1	MODEL:03~08
9	32801-91J00	RECTIFIER SET	1	
10	32800-94620	•RECTIFIER / REGULATOR ASSY	1	
11	32890-91J00	•BRACKET, RECTIFIER	1	
12	36740-95253	•CASE ASSY, FUSE	1	
13	09481-20001	•FUSE (20A)	1	
14	37132-93700	•CONNECTOR, LEAD WIRE	2	
15	01550-06127	•BOLT, RECTIFIER	2	
16	09321-05019	•CUSHION	1	
17	09404-06435	•CLAMP	1	
18	36990-87D00	TERMINAL	1	
19	32000-91J00	KIT, BATTERY CHARGING	1	NOT SHOWN INC.NO.1~17

13
6

FIG.32

FIG.32 (G-3) OPT : FUEL TANK (RESIN)

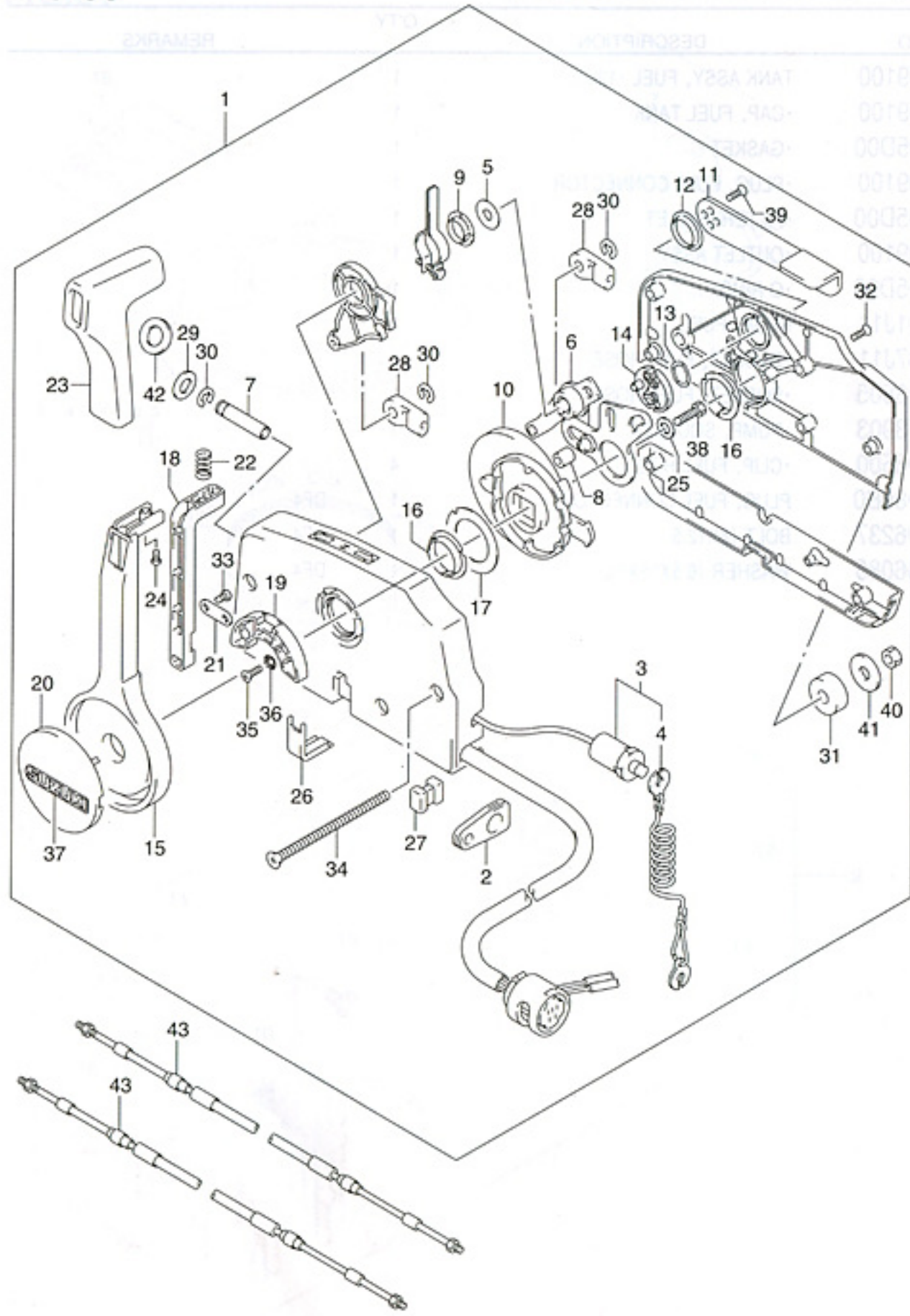


REF NO.	PART NO.	DESCRIPTION	Q'TY	REMARKS
1	65000-99100	TANK ASSY, FUEL (12L)	1	
2	65520-99100	•CAP, FUEL TANK	1	
3	65561-95D00	•GASKET	1	
4	65740-99100	•PLUG, FUEL CONNECTOR	1	
5	65831-95D00	•FILTER OUTLET	1	
6	65890-99100	•OUTLET ASSY	1	
7	65892-95D00	•O RING	1	
8	65700-91J11	HOSE, FUEL	1	
9	65750-87J11	•SOCKET, FUEL HOSE	1	
10	65750-98505	•SOCKET, FUEL HOSE	1	
11	65770-93903	•PUMP, SQUEEZE	1	
12	65781-98500	•CLIP, FUEL HOSE	4	
13	65720-986B0	PLUG, FUEL CONNECTOR	1	DF4
14	09103-06237	BOLT (6X12.5)	1	DF4
15	09160-06085	WASHER (6.5X15X1.0)	1	DF4

FIG.33

FIG.33 (G-4) OPT:REMOTE CONTROL

FIG.33

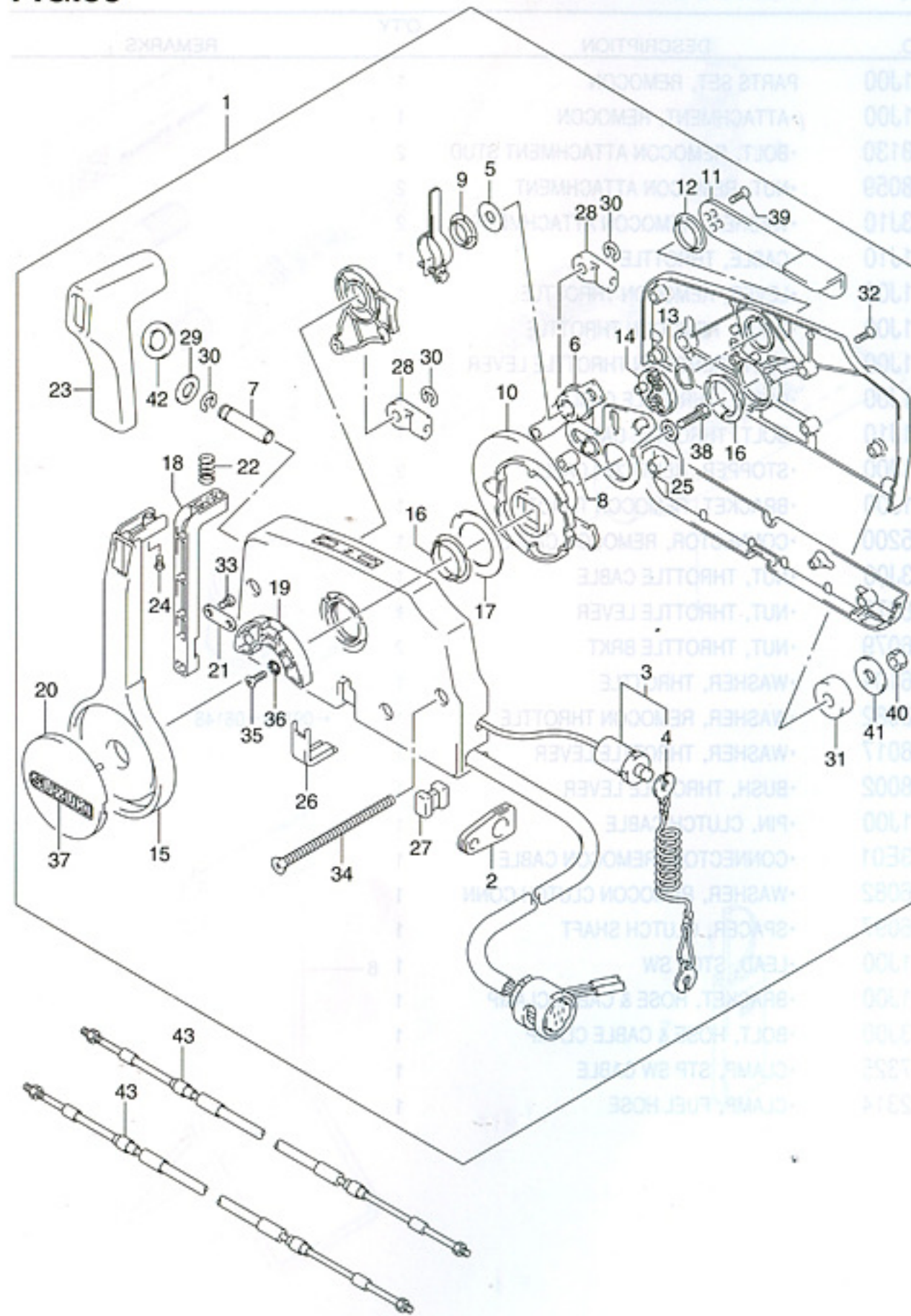


REF NO.	PART NO.	DESCRIPTION	QTY	REMARKS
1	67200-91J00	REMOTE CONTROL ASSY	1	
2	36628-92E00	·GROMMET, WIRE HARNESS	1	
3	37830-95D00	·SWITCH ASSY, EMERGENCY & STOP	1	
4	37823-92E01	·PLATE, LOCK	1	
5	67212-95600	·WASHER	1	
6	67220-95630	·PLATE ASSY	1	
7	67223-99E10	·KNOB, BRAKE ADJUST	1	
8	67229-95600	·ROLLER	1	
9	67232-95600	·BUSH	1	
10	67238-87D00	·GEAR, DRIVE	1	
11	67241-99E10	·LEVER, FREE THROTTLE	1	
12	67243-95600	·BUSH	1	
13	67244-95600	·WAVE WASHER	1	
14	67245-95600	·DRUM, FREE THROTTLE	1	
15	67251-99E10	·LEVER, HANDLE	1	
16	67252-95600	·BUSH	1	
17	67253-95600	·WASHER	1	
18	67255-99E00	·ARM, LOCK	1	
19	67256-95600	·HOLDER, NEUTRAL LOCK	1	
20	67257-99E00	·CAP, LEVER	1	
21	67258-99E00	·BRACKET	1	
22	67259-87D00	·SPRING, NEUTRAL ARM	1	
23	67261-99E00	·GRIP	1	
24	67296-94310	·SCREW	1	←67262-95600
25	67264-95600	·WASHER	1	
26	67267-95610	·COVER, WIRE	1	
27	67273-95600	·SPACER	1	
28	67275-95600	·END, CABLE	2	
29	67288-92E00	·WASHER, BRAKE ADJ KNOB	1	←67288-99E00
30	67292-94300	·E RING	3	

6

FIG.33

FIG.33 (G-5) OPT:REMOTE CONTROL

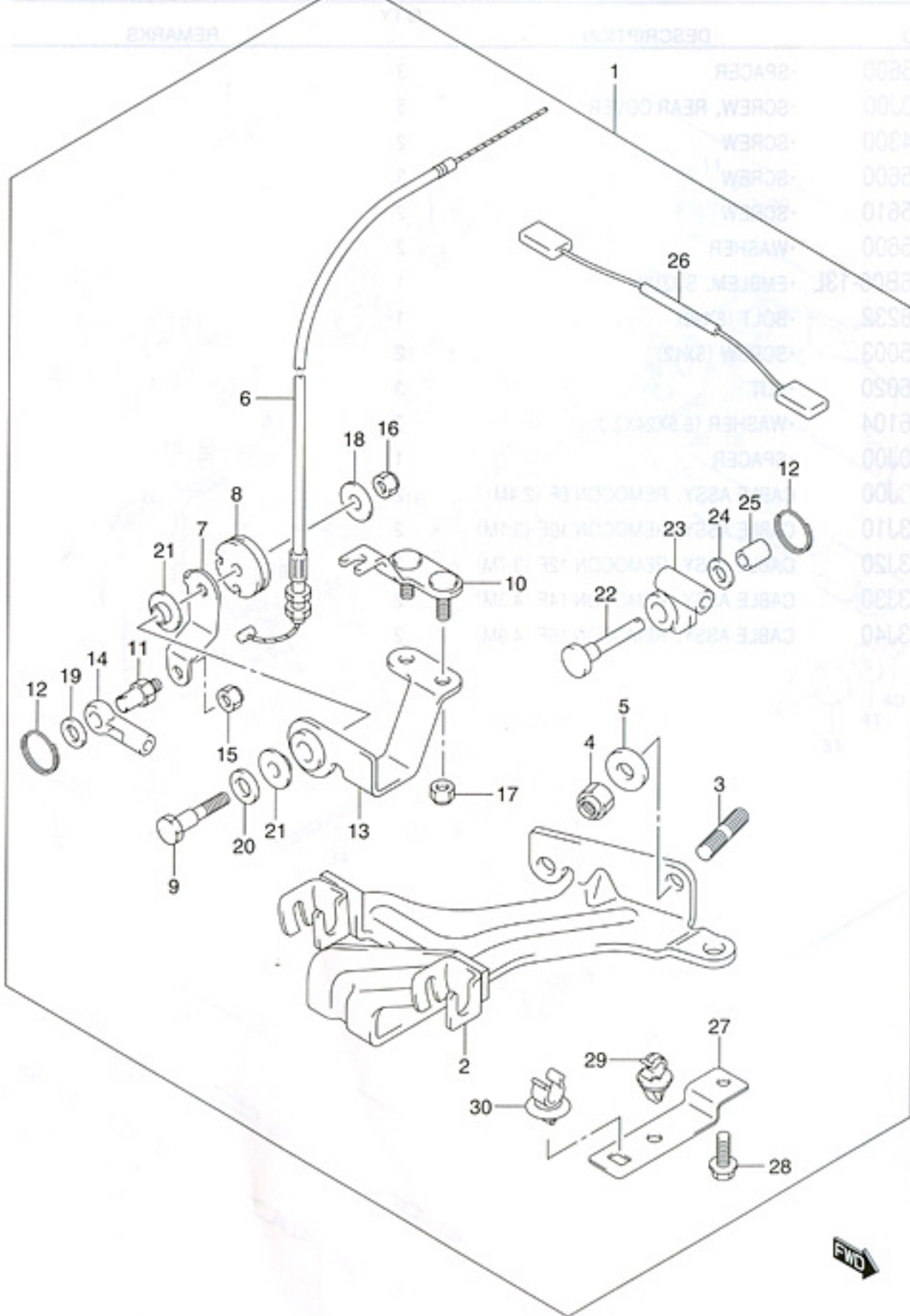


REF NO.	PART NO.	DESCRIPTION	QTY	REMARKS
31	67294-95600	•SPACER	3	
32	67296-90J00	•SCREW, REAR COVER	5	
33	67296-94300	•SCREW	2	
34	67296-95600	•SCREW	3	
35	67296-95610	•SCREW	2	
36	67297-95600	•WASHER	2	
37	68165-16B00-13L	•EMBLEM, SUZUKI	1	
38	09100-08232	•BOLT (8X30)	1	
39	09126-05003	•SCREW (5X12)	2	
40	09140-06020	•NUT	3	
41	09160-06104	•WASHER (6.5X24X2.0)	3	
42	37859-90J00	•SPACER	1	
43-1	67320-93J00	CABLE ASSY, REMOCON 8F (2.4M)	2	
43-2	67320-93J10	CABLE ASSY, REMOCON 10F (3.1M)	2	
43-3	67320-93J20	CABLE ASSY, REMOCON 12F (3.7M)	2	
43-4	67320-93J30	CABLE ASSY, REMOCON 14F (4.3M)	2	
43-5	67320-93J40	CABLE ASSY, REMOCON 16F (4.9M)	2	

FIG.34

FIG.34 (G-6) OPT:REMOCON PARTS SET

FIG.34



REF NO.	PART NO.	DESCRIPTION	Q'TY	REMARKS
1	67130-91J00	PARTS SET, REMOCON	1	
2	67110-91J00	•ATTACHMENT, REMOCON	1	
3	09108-08130	•BOLT, REMOCON ATTACHMENT STUD	2	
4	09159-08059	•NUT, REMOCON ATTACHMENT	2	
5	29162-93J10	•WASHER, REMOCON ATTACHMENT	2	
6	63610-91J10	•CABLE, THROTTLE	1	
7	67412-91J00	•LEVER, REMOCON THROTTLE	1	
8	67415-91J00	•DRUM, REMOCON THROTTLE	1	
9	67416-91J00	•BOLT, REMOCON THROTTLE LEVER	1	
10	67430-91J00	•GUIDE, THROTTLE CABLE	1	
11	67447-91J10	•BOLT, THROTTLE CABLE	1	
12	67448-91J00	•STOPPER, REMOCON CABLE	2	
13	67460-91J00	•BRACKET, REMOCON THROTTLE	1	
14	67466-95200	•CONNECTOR, REMOCON CABLE	1	
15	29141-93J00	•NUT, THROTTLE CABLE	1	
16	09159-06079	•NUT, THROTTLE LEVER	1	
17	09159-06079	•NUT, THROTTLE BRKT	2	
18	09160-06104	•WASHER, THROTTLE	1	
19	09160-08082	•WASHER, REMOCON THROTTLE	1	←09160-08148
20	09164-08017	•WASHER, THROTTLE LEVER	1	
21	09306-08002	•BUSH, THROTTLE LEVER	1	
22	67447-91J00	•PIN, CLUTCH CABLE	1	
23	67467-93E01	•CONNECTOR, REMOCON CABLE	1	
24	09160-06082	•WASHER, REMOCON CLUTCH CONN	1	
25	09180-06097	•SPACER, CLUTCH SHAFT	1	
26	36831-91J00	•LEAD, STOP SW	1	
27	65791-91J00	•BRACKET, HOSE & CABLE CLAMP	1	
28	29103-93J00	•BOLT, HOSE & CABLE CLAMP	1	
29	09403-07325	•CLAMP, STP SW CABLE	1	
30	09403-12314	•CLAMP, FUEL HOSE	1	

6