

# SUZUKI

## PARTS CATALOGUE

# DF140

DF140T

DF140Z



# OUTBOARD MOTOR

2011-4

**1**ST EDITION

## PREFACE

When it becomes necessary to replace parts on SUZUKI OUTBOARD MOTORS, always use SUZUKI GENUINE PARTS which have passed a strict inspection which guarantees quality and performance.

This parts catalogue covers the list of all service parts for SUZUKI DF140 production 2011.

### INSTRUCTIONS FOR QUOTING THE CATALOGUE

#### 1. DIMENSIONS

Dimensions of the parts in this catalogue are indicated in unit millimeters.

#### 2. ABBREVIATIONS

Abbreviations used in this catalogue are as follows:

AR	: As required	NT	: Number of teeth
ASSY	: Assembly	OPT	: Optional
E. NO.	: Engine number	OS	: Over size
F. NO.	: Frame number	STD	: Standard
D	: Diameter of material	T	: Thickness
ID	: Inside diameter	US	: Under size
OD	: Outside diameter	W	: Width
L	: Length	W/	: With
LH(PORT)	: Left hand side	S, L, X, LL	: Transom type
RH(STBD)	: Right hand side	SUS	: Stainless steel
~123456	: Up to E. NO. 14001F-123456	PTT	: Power trim and tilt
123456~	: From E. NO. 14001F-123456		

12 x 34 x 5.6..... Figures in the description column

|     |     |                    show the dimensions of parts.

ID    OD    T(or W, L)

→12345-56781 (Parts No.) : indicates that the parts number was changed to 12345-56781 and the new parts are interchangeable with the former ones but the former ones are not interchangeable with new ones.

←12345-56781 (Parts No.) : indicates that the former and new parts are interchangeable with each other and both are usable.

3. INNER PARTS OF ASSEMBLY

Part name with a dot (.) in front as shown in the description column indicates the component of the assembly also available individually.

4. MODIFICATION NOTICE

A parts bulletin will be sent to you on all occasions when changes in parts occur, including interchangeable modifications between new parts and old ones.

5. NOTE

5-1. There are some different parts from those of production models among spare parts for the administrative reasons and common use of them with other models.

5-2. In respect of rubber hoses and vinyl tubes, please be sure to use them by cutting off according to the length mentioned on parts catalogue or what is actually required on the vehicle.

5-3. Note that the drawings on the illustration page are for ready reference of spare parts number, not to be used as an assembly manual.  
When assembling, use "SUZUKI SERVICE MANUAL".

6. MODEL NAME AND ENGINE NUMBER

<u>MODEL</u>	<u>DESTINATION</u>	<u>TYPE</u>	<u>TRANSOM</u>	<u>ENGINE No.</u>
DF140T	E01, E40	14002F	L, X	14002F-210001~
DF140Z	E01, E40	14002Z	L, X	14002Z-210001~

COLOR CHART  
TABLEAU DES COULEURS

COLOR NO. NO DE COULEUR	COLOR DESCRIPTION DESCRIPTION DE COULEUR	COLOR NO. NO DE COULEUR	COLOR DESCRIPTION DESCRIPTION DE COULEUR
0EP	SHADOW BLACK METALLIC		
13L	BRIGHT SILVER METALLIC		
5PK	BLACK		

MILLIMETER → INCH CONVERSION CHART

	0	1	2	3	4	5	6	7	8	9
00	.000	.039	.079	.118	.157	.197	.236	.276	.315	.354
10	.394	.433	.472	.512	.551	.591	.630	.669	.709	.748
20	.787	.827	.866	.906	.945	.984	1.024	1.063	1.102	1.142
30	1.181	1.220	1.260	1.299	1.339	1.378	1.417	1.457	1.496	1.535
40	1.575	1.614	1.654	1.693	1.732	1.772	1.811	1.850	1.890	1.929
50	1.969	2.008	2.047	2.087	2.126	2.165	2.205	2.214	2.283	2.323
60	2.362	2.402	2.441	2.480	2.520	2.559	2.598	2.638	2.677	2.717
70	2.756	2.795	2.835	2.874	2.913	2.953	2.992	3.031	3.071	3.110
80	3.150	3.189	3.228	3.268	3.307	3.346	3.386	3.425	3.465	3.504
90	3.543	3.583	3.622	3.661	3.701	3.740	3.780	3.819	3.858	3.898

How to read

	0	1	2	3	4
00	...	...	...	...	...
10	...	...	...	...	...
20	...	...	...	0.906	...
30	...	...	...	...	...

23 millimeters equal 0.906 inch

Contents are subject to change without notice or obligation.

FIG. NO.	T I T L E	ADDRESS NO.
1	CYLINDER HEAD	1-B-02
2	CYLINDER BLOCK	1-B-03
3	RING GEAR COVER (DF140T E1)	1-B-04
4	RING GEAR COVER (DF140T E40)	1-B-05
5	RING GEAR COVER (DF140Z E1)	1-B-06
6	RING GEAR COVER (DF140Z E40)	1-B-07
7	CRANKSHAFT	1-B-08
8	TIMING CHAIN	1-B-09
9	CAMSHAFT (DF140T E1)	1-B-10
10	CAMSHAFT (DF140T E40)	1-B-11
		1-B-12
		1-B-13
11	CAMSHAFT (DF140Z E1)	1-B-14
12	CAMSHAFT (DF140Z E40)	1-B-15
		1-C-02
		1-C-03
13	INTAKE MANIFOLD	1-C-04
14	SILENCER	1-C-05
15	FUEL VAPOR SEPARATOR (DF140T E1)	1-C-06
16	FUEL VAPOR SEPARATOR (DF140T E40)	1-C-07
17	FUEL VAPOR SEPARATOR (DF140Z E1)	1-C-08
18	FUEL VAPOR SEPARATOR (DF140Z E40)	1-C-09
19	FUEL INJECTOR (DF140T E1)	1-C-10
20	FUEL INJECTOR (DF140T E40)	1-C-11
21	FUEL INJECTOR (DF140Z E1)	1-C-12
22	FUEL INJECTOR (DF140Z E40)	1-C-13
23	FUEL PUMP (DF140T E1)	1-C-14
24	FUEL PUMP (DF140T E40)	1-C-15
25	FUEL PUMP (DF140Z E1)	1-D-02
26	FUEL PUMP (DF140Z E40)	1-D-03
27	WATER PUMP (DF140T E1)	1-D-04
28	WATER PUMP (DF140T E40)	1-D-05
29	WATER PUMP (DF140Z E1)	1-D-06
30	WATER PUMP (DF140Z E40)	1-D-07
31	THERMOSTAT (DF140T E1)	1-D-08
32	THERMOSTAT (DF140T E40)	1-D-09
33	THERMOSTAT (DF140Z E1)	1-D-10
34	THERMOSTAT (DF140Z E40)	1-D-11
35	THROTTLE BODY	1-D-12
36	OIL PUMP	1-D-13
37	OIL FILTER	1-D-14
38	OIL PAN	1-D-15
39	CLUTCH SHAFT	1-E-02
40	CLUTCH ROD (DF140T E1)	1-E-03
41	CLUTCH ROD (DF140T E40)	1-E-04
42	CLUTCH ROD (DF140Z E1)	1-E-05
43	CLUTCH ROD (DF140Z E40)	1-E-06
44	TRANSMISSION (DF140T E1)	1-E-07
		1-E-08
		1-E-09
45	TRANSMISSION (DF140T E40)	1-E-10
		1-E-11
		1-E-12
46	TRANSMISSION (DF140Z E1)	1-E-13
		1-E-14
		1-E-15
47	TRANSMISSION (DF140Z E40)	1-F-02
		1-F-03
		1-F-04
48	STARTING MOTOR	1-F-05
49	MAGNETO	1-F-06
50	RECTIFIER	1-F-07
51	IGNITION COIL	1-F-08
52	SENSOR (DF140T E1)	1-F-09
53	SENSOR (DF140T E40)	1-F-10
54	SENSOR (DF140Z E1)	1-F-11
55	SENSOR (DF140Z E40)	1-F-12

FIG. NO.	T I T L E	ADDRESS NO.
56	HARNESS	1-F-13
57	PTT SWITCH & ENGINE CONTROL UNIT (DF140T E1)	1-F-14
58	PTT SWITCH & ENGINE CONTROL UNIT (DF140T E40)	1-F-15
59	PTT SWITCH & ENGINE CONTROL UNIT (DF140Z E1)	1-G-02
60	PTT SWITCH & ENGINE CONTROL UNIT (DF140Z E40)	1-G-03
61	CLAMP BRACKET	1-G-04
62	SWIVEL BRACKET	1-G-05
63	TRIM CYLINDER	1-G-06
64	PTT MOTOR	1-G-07
65	ENGINE HOLDER	1-G-08
66	DRIVE SHAFT HOUSING	1-G-09
67	GEAR CASE (DF140T E1)	1-G-10
68	GEAR CASE (DF140T E40)	1-G-11
69	GEAR CASE (DF140Z E1)	1-G-12
70	GEAR CASE (DF140Z E40)	1-G-13
71	SIDE COVER	1-G-14
72	ENGINE COVER (DF140T E1)	1-G-15
73	ENGINE COVER (DF140T E40)	1-H-02
74	ENGINE COVER (DF140Z E1)	1-H-03
75	ENGINE COVER (DF140Z E40)	1-H-04
76	FUEL TANK	1-H-05
77	DRAG LINK	1-H-06
78	OPT:METER	1-H-07
		1-H-08
79	OPT:METER	1-H-09
80	OPT:HARNESS (DF140T E1)	1-H-10
81	OPT:HARNESS (DF140T E40)	1-H-11
82	OPT:HARNESS (DF140Z E1)	1-H-12
83	OPT:HARNESS (DF140Z E40)	1-H-13
84	OPT:HARNESS	1-H-14
85	OPT:SWITCH (DF140T E1)	1-H-15
		1-I-02
86	OPT:SWITCH (DF140T E40)	1-I-03
		1-I-04
87	OPT:SWITCH (DF140Z E1)	1-I-05
		1-I-06
		1-I-07
88	OPT:SWITCH (DF140Z E40)	1-I-08
		1-I-09
		1-I-10
89	OPT:REMOTE CONTROL	1-I-11
		1-I-12
		1-I-13
90	OPT:TOP MOUNT DUAL (1)	1-I-14
91	OPT:TOP MOUNT DUAL (2)	1-I-15
92	OPT:TOP MOUNT SINGLE (1)	1-J-02
93	OPT:TOP MOUNT SINGLE (2)	1-J-03
		1-J-04
94	OPT:GASKET SET (DF140T E1)	1-J-05
95	OPT:GASKET SET (DF140T E40)	1-J-06
		1-J-07
96	OPT:GASKET SET (DF140Z E1)	1-J-08
97	OPT:GASKET SET (DF140Z E40)	1-J-09

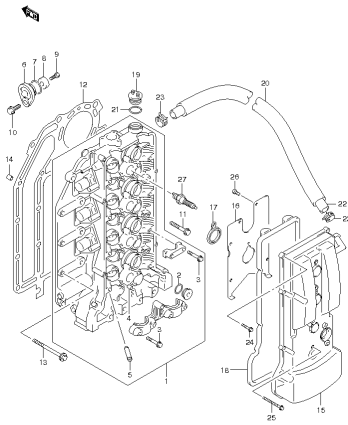
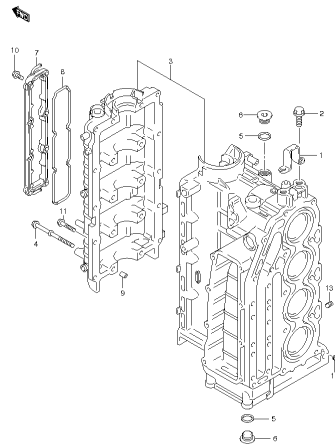
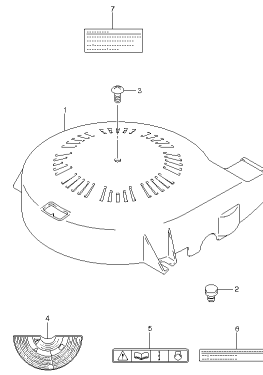
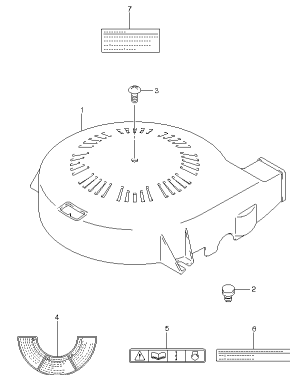
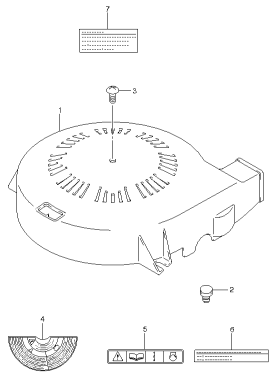
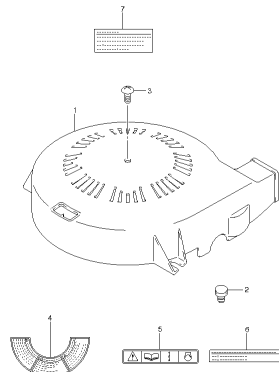
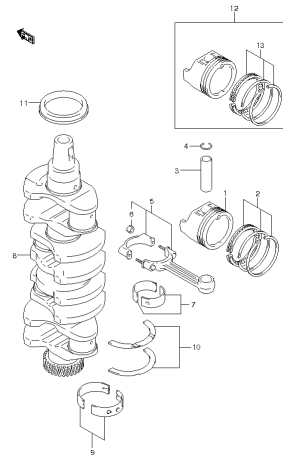
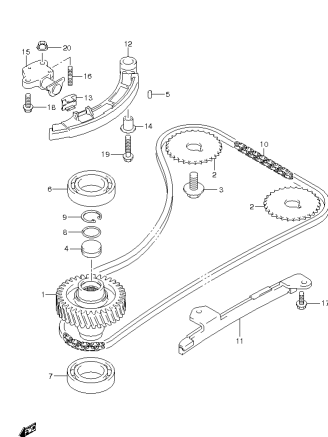
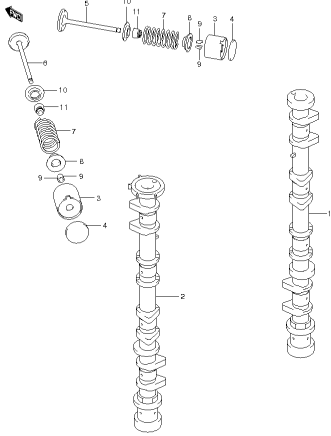
**FIG.1**DF140 E01 012\_001  
CYLINDER HEAD**FIG.2**DF140 E01 012\_002  
CYLINDER BLOCK**FIG.3**DF140 E01 012\_003  
RING GEAR COVER**FIG.4**DF140 E01 012\_004  
RING GEAR COVER**FIG.5**DF140 E01 012\_005  
RING GEAR COVER**FIG.6**DF140 E01 012\_006  
RING GEAR COVER**FIG.7**DF140 E01 012\_007  
CRANKSHAFT**FIG.8**DF140 E01 012\_008  
TIMING CHAIN

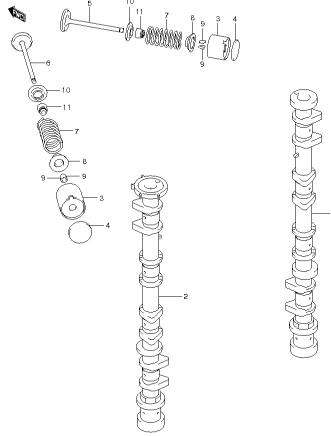


FIG.9



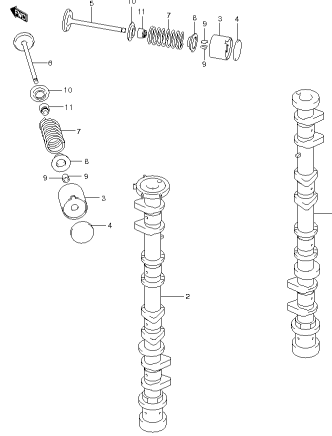
DF140 E01 012\_009  
CAMSHAFT

FIG.10



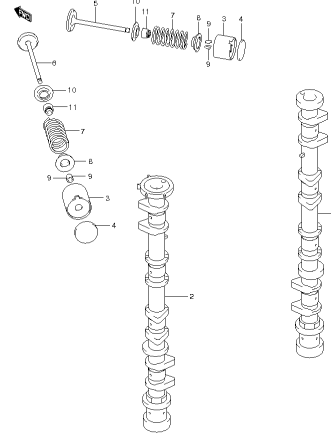
DF140 E01 012\_010  
CAMSHAFT

FIG.11



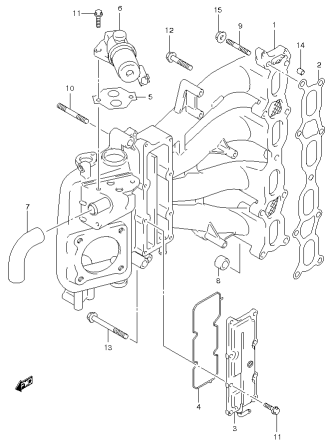
DF140 E01 012\_011  
CAMSHAFT

FIG.12



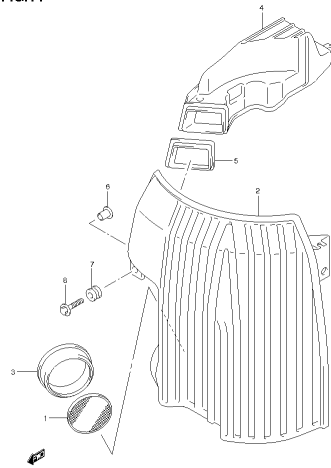
DF140 E01 012\_012  
CAMSHAFT

FIG.13



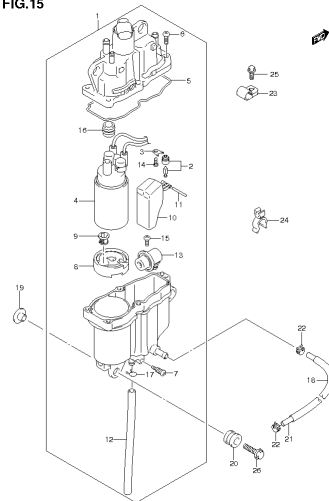
DF140 E01 012\_013  
INTAKE MANIFOLD

FIG.14



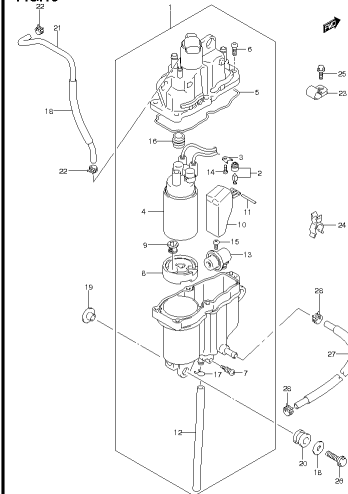
DF140 E01 012\_014  
SILENCER

FIG.15



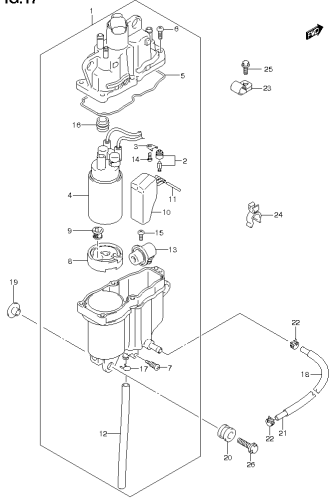
DF140 E01 012\_015  
FUEL VAPOR SEPARATOR

FIG.16



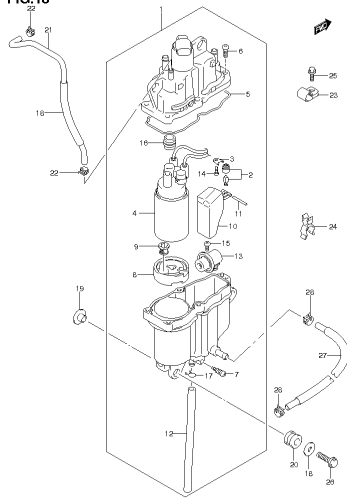
DF140 E01 012\_016  
FUEL VAPOR SEPARATOR

FIG.17



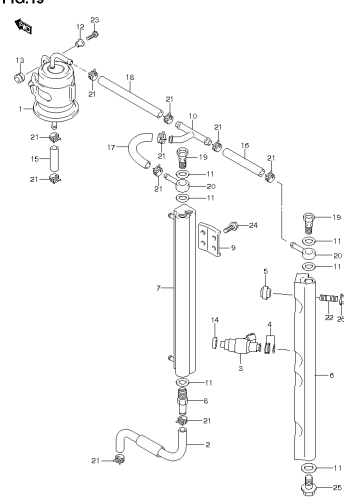
BF140 E01 012\_017  
FUEL VAPOR SEPARATOR

FIG.18



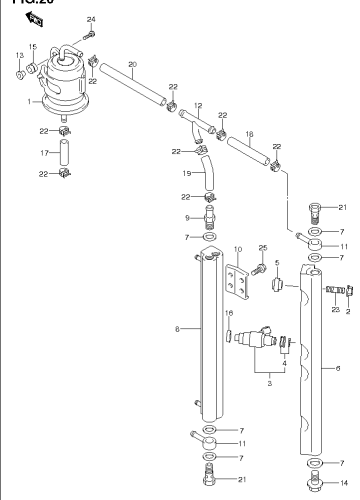
BF140 E01 012\_016  
FUEL VAPOR SEPARATOR

FIG.19



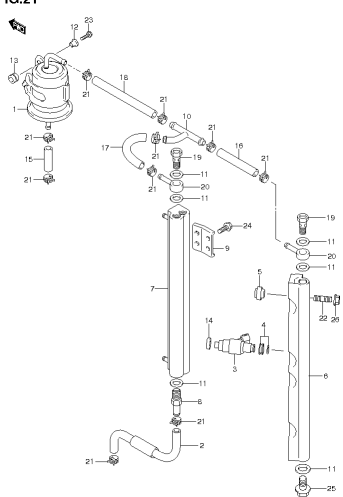
BF140 E01 012\_019  
FUEL INJECTOR

FIG.20



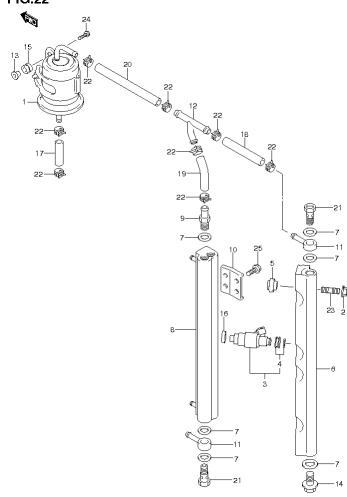
BF140 E01 012\_020  
FUEL INJECTOR

FIG.21



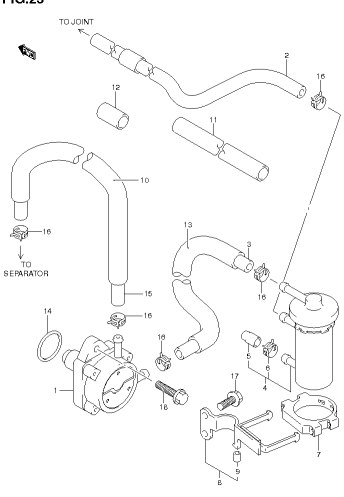
BF140 E01 012\_021  
FUEL INJECTOR

FIG.22



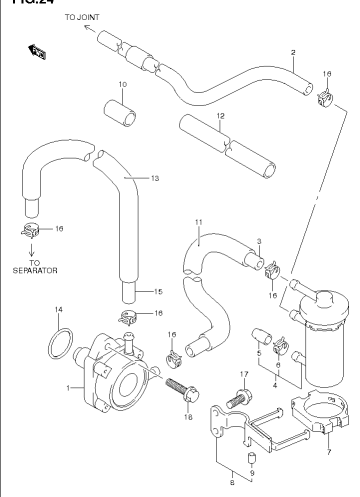
BF140 E01 012\_022  
FUEL INJECTOR

FIG.23

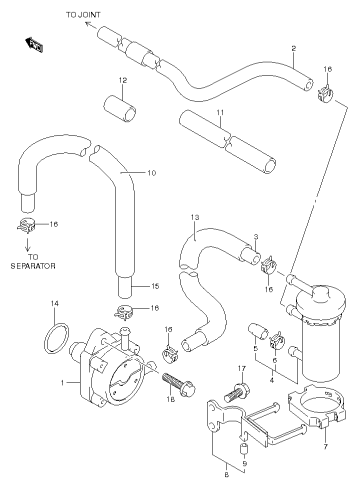


BF140 E01 012\_023  
FUEL PUMP

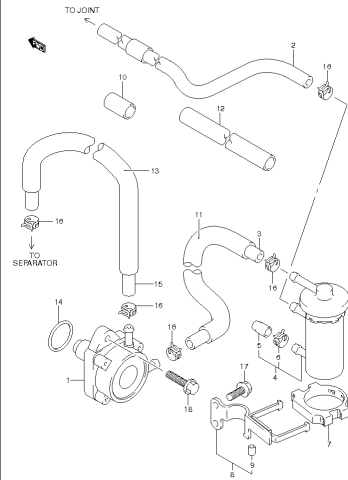
FIG.24



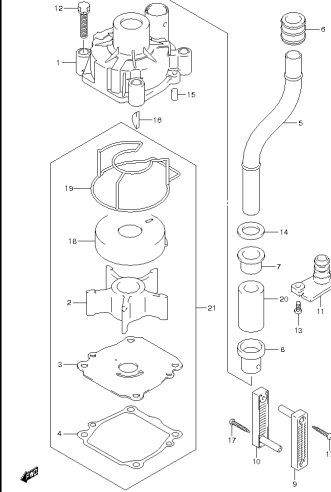
BF140 E01 012\_024  
FUEL PUMP

**FIG.25**

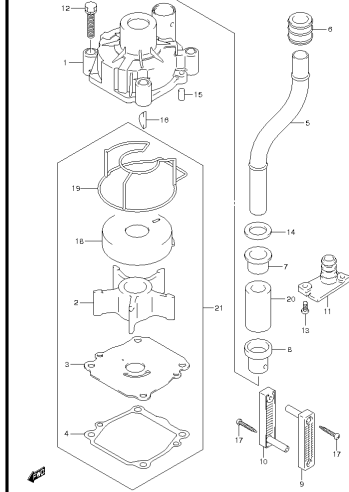
DF140 E01 012\_026  
FUEL PUMP

**FIG.26**

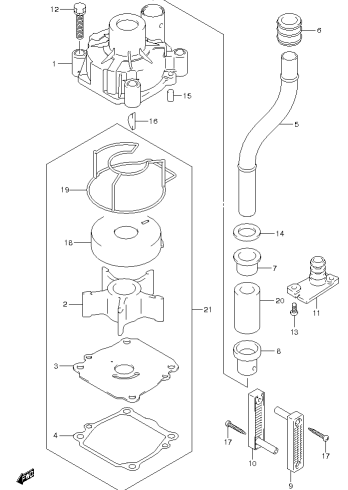
DF140 E01 012\_026  
FUEL PUMP

**FIG.27**

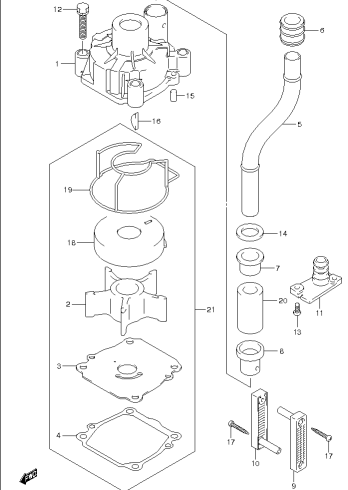
DF140 E01 012\_027  
WATER PUMP

**FIG.28**

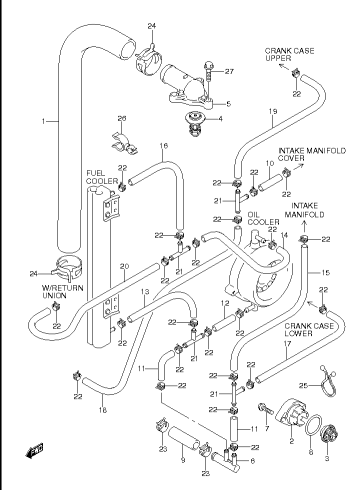
DF140 E01 012\_026  
WATER PUMP

**FIG.29**

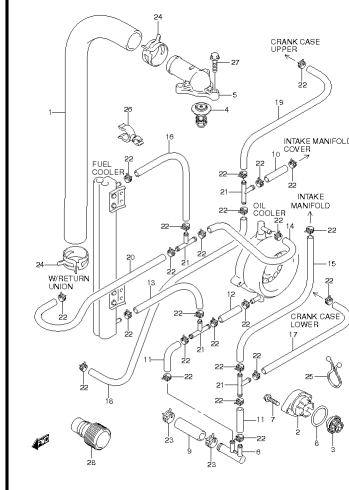
DF140 E01 012\_029  
WATER PUMP

**FIG.30**

DF140 E01 012\_030  
WATER PUMP

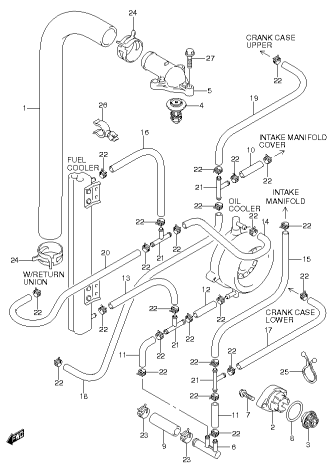
**FIG.31**

DF140 E01 012\_031  
THERMOSTAT

**FIG.32**

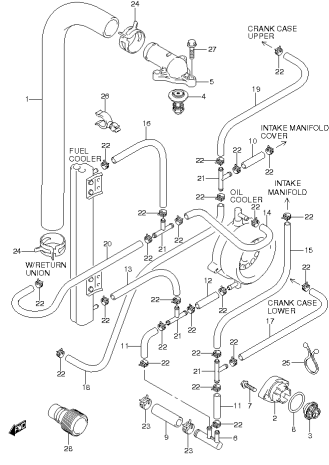
DF140 E01 012\_032  
THERMOSTAT

FIG.33



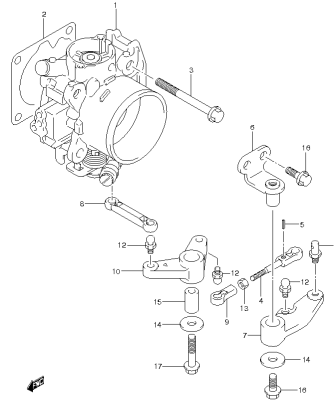
DF140 E01 012\_033  
THERMOSTAT

FIG.34



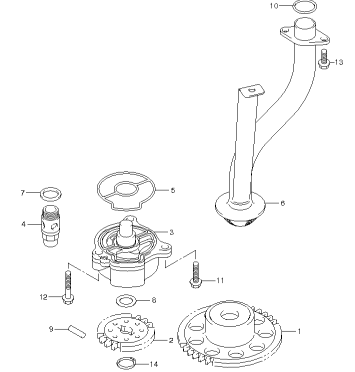
DF140 E01 012\_034  
THERMOSTAT

FIG.35



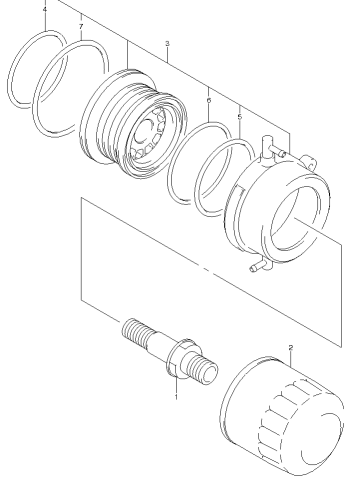
DF140 E01 012\_035  
THROTTLE BODY

FIG.36



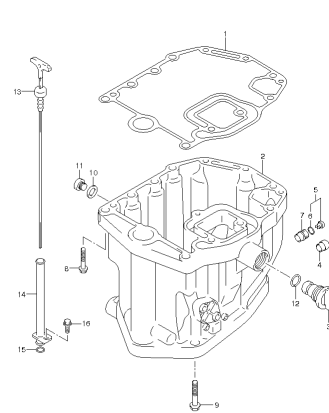
DF140 E01 012\_036  
OIL PUMP

FIG.37



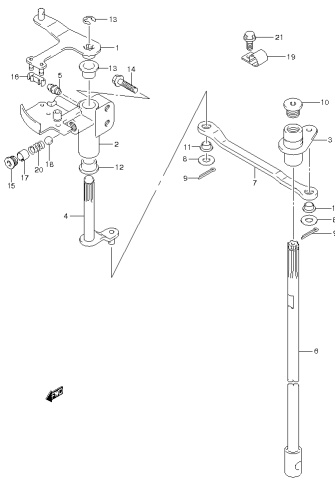
DF140 E01 012\_037  
OIL FILTER

FIG.38



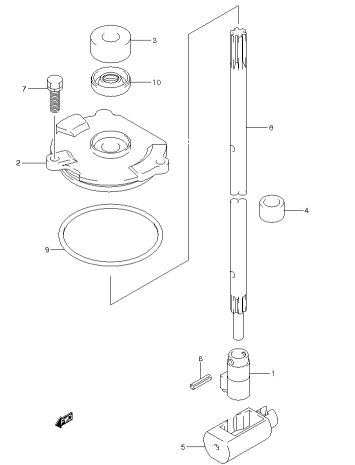
DF140 E01 012\_038  
OIL PAN

FIG.39

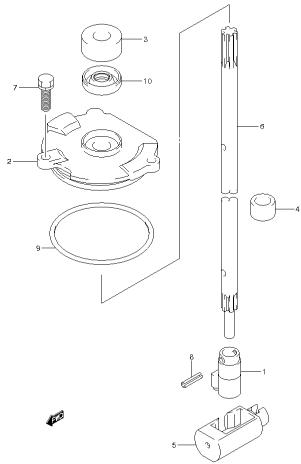


DF140 E01 012\_039  
CLUTCH SHAFT

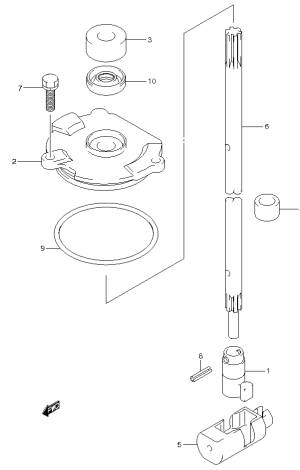
FIG.40



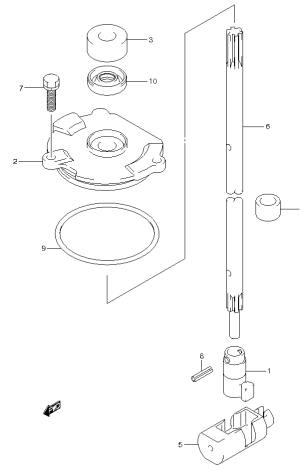
DF140 E01 012\_040  
CLUTCH RCD

**FIG.41**

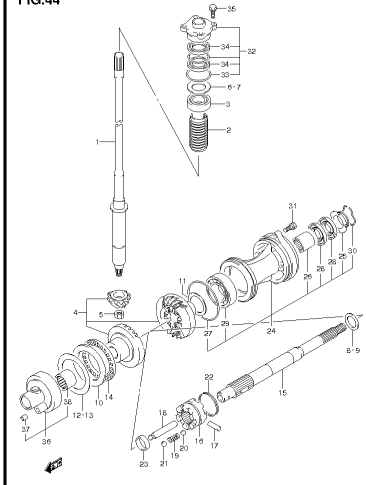
DF140 E01 012\_041  
CLUTCH ROD

**FIG.42**

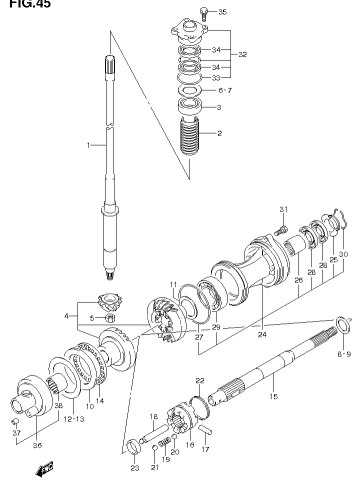
DF140 E01 012\_042  
CLUTCH ROD

**FIG.43**

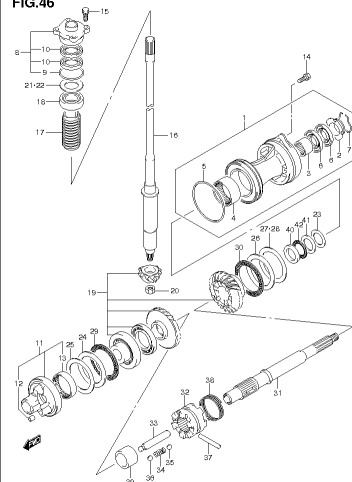
DF140 E01 012\_043  
CLUTCH ROD

**FIG.44**

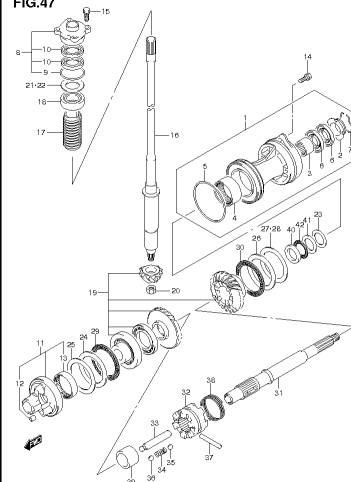
DF140 E01 012\_044  
TRANSMISSION

**FIG.45**

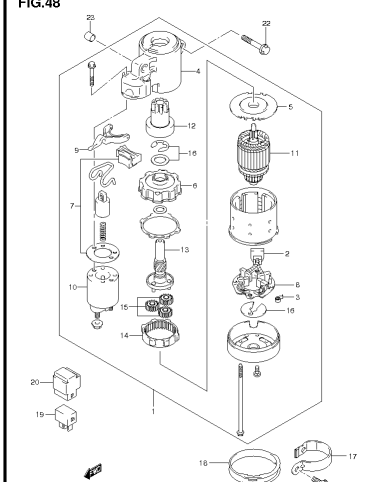
DF140 E01 012\_045  
TRANSMISSION

**FIG.46**

DF140 E01 012\_046  
TRANSMISSION

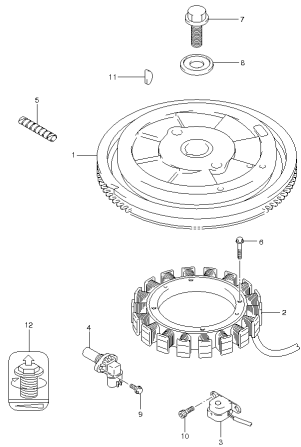
**FIG.47**

DF140 E01 012\_047  
TRANSMISSION

**FIG.48**

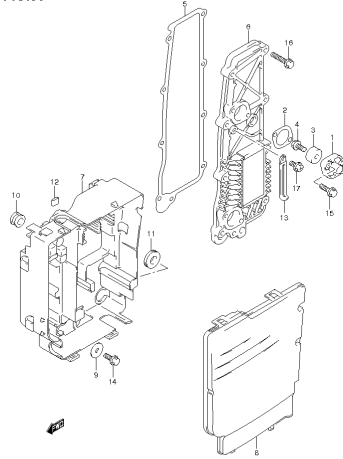
DF140 E01 012\_048  
STARTING MOTOR

FIG.49



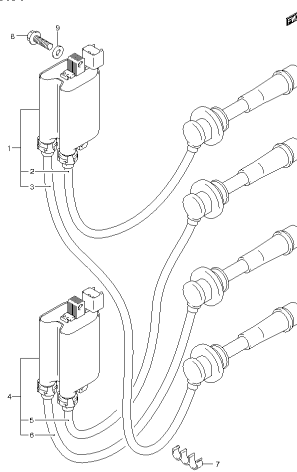
DF140 E01 012\_049  
MAGNETO

FIG.50



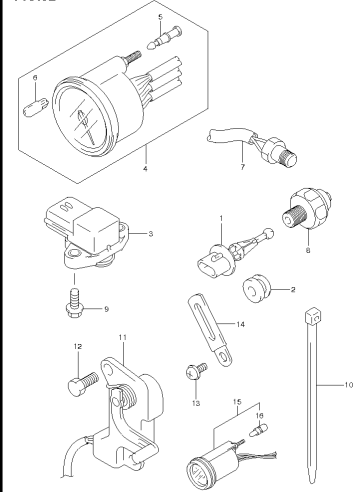
DF140 E01 012\_050  
RECTIFIER

FIG.51



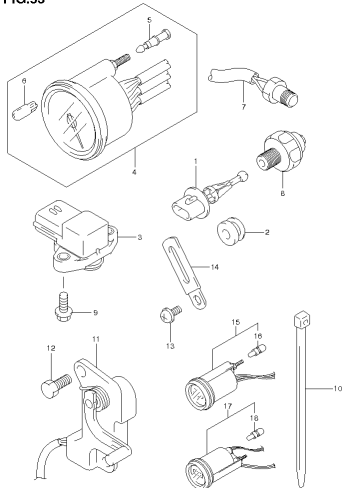
DF140 E01 012\_051  
IGNITION COIL

FIG.52



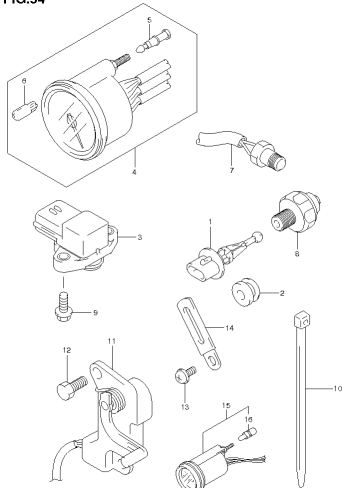
DF140 E01 012\_052  
SENSOR

FIG.53



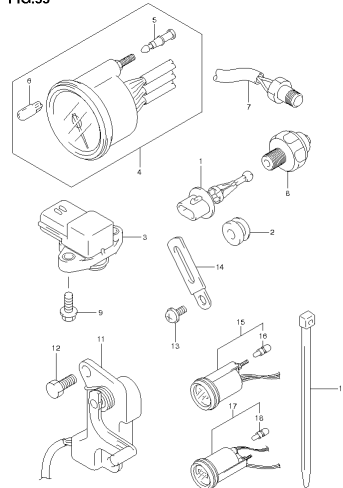
DF140 E01 012\_053  
SENSOR

FIG.54



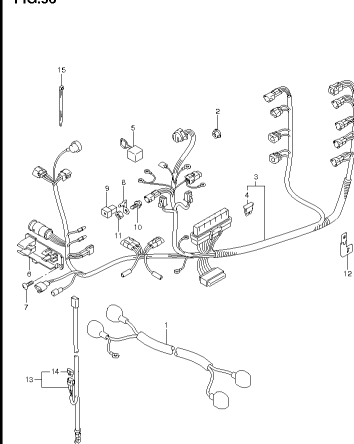
DF140 E01 012\_054  
SENSOR

FIG.55

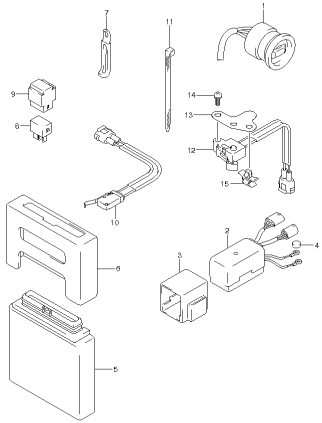


DF140 E01 012\_055  
SENSOR

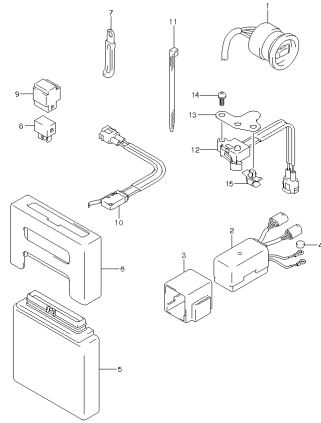
FIG.56



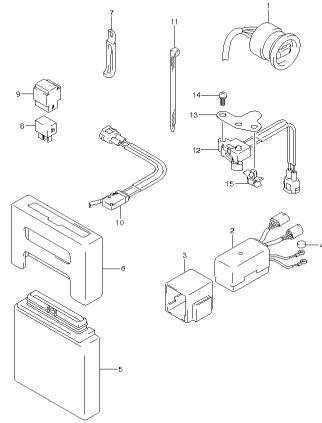
DF140 E01 012\_056  
HARNISS

**FIG.57**

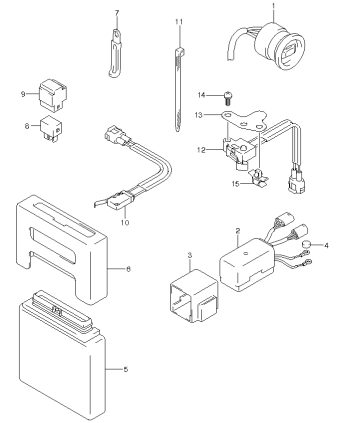
DF140 E01 012\_057  
PTT SWITCHENGINE CONTROL UNIT

**FIG.58**

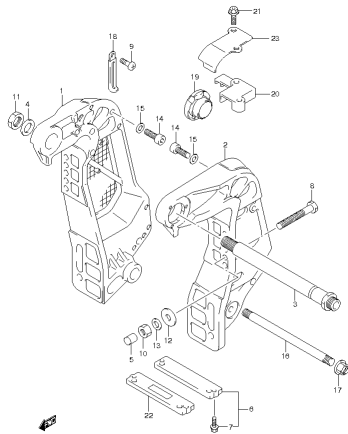
DF140 E01 012\_058  
PTT SWITCHENGINE CONTROL UNIT

**FIG.59**

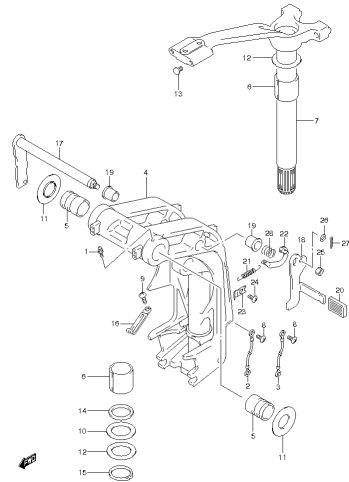
DF140 E01 012\_059  
PTT SWITCHENGINE CONTROL UNIT

**FIG.60**

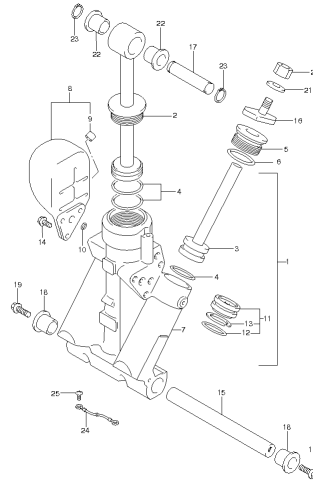
DF140 E01 012\_060  
PTT SWITCHENGINE CONTROL UNIT

**FIG.61**

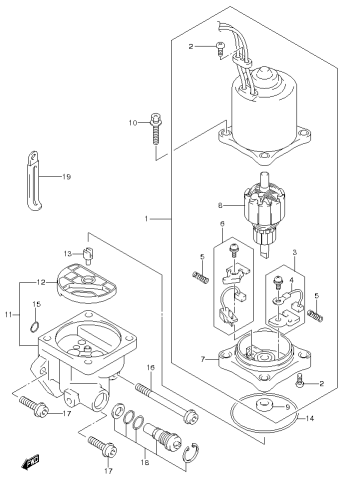
DF140 E01 012\_091  
CLAMP BRACKET

**FIG.62**

DF140 E01 012\_092  
SWIVEL BRACKET

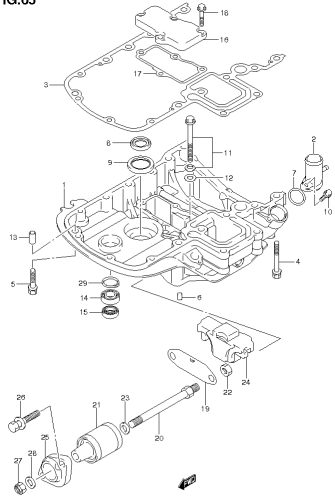
**FIG.63**

DF140 E01 012\_093  
TRIM CYLINDER

**FIG.64**

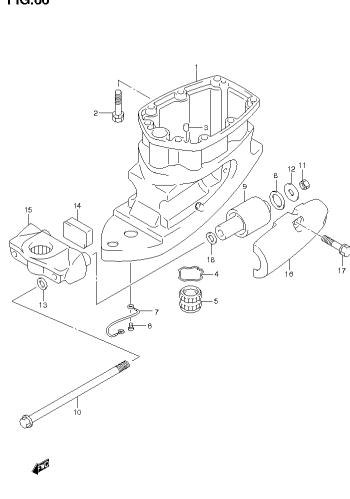
DF140 E01 012\_094  
PTT MOTOR

FIG.65



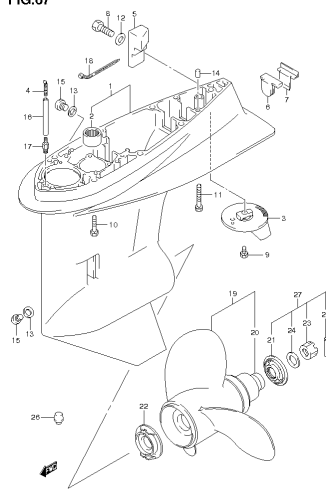
DF140 E01 012\_065  
ENGINE HOLDER

FIG.66



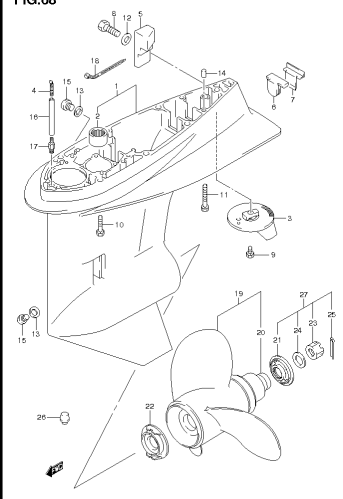
DF140 E01 012\_066  
DRIVE SHAFT HOUSING

FIG.67



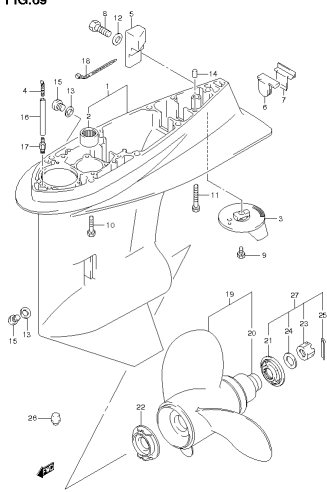
DF140 E01 012\_067  
GEAR CASE

FIG.68



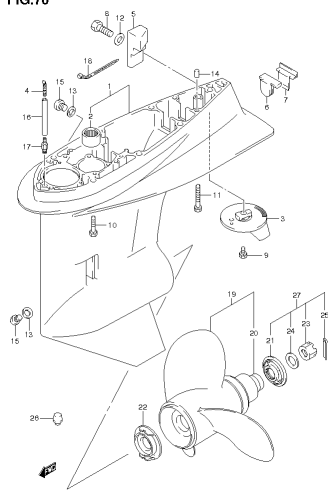
DF140 E01 012\_068  
GEAR CASE

FIG.69



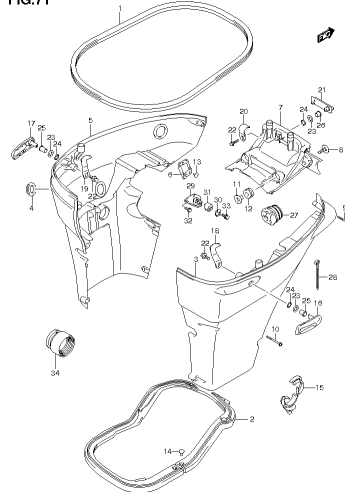
DF140 E01 012\_069  
GEAR CASE

FIG.70



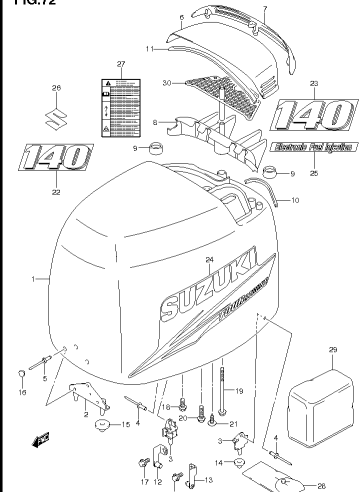
DF140 E01 012\_070  
GEAR CASE

FIG.71



DF140 E01 012\_071  
SIDE COVER

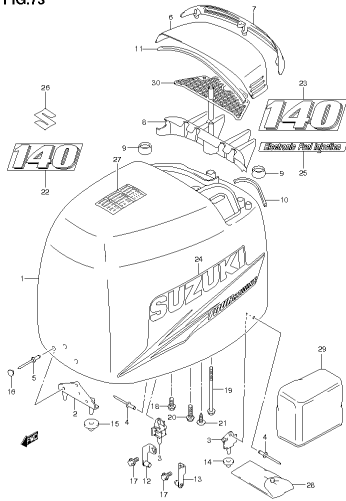
FIG.72



DF140 E01 012\_072  
ENGINE COVER

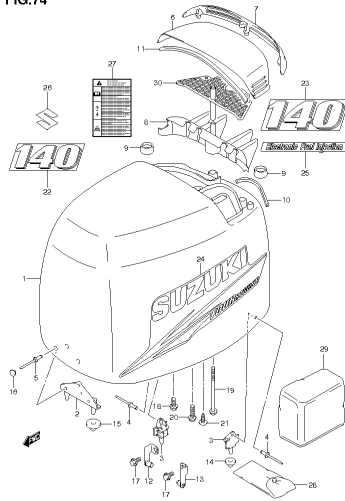


FIG.73



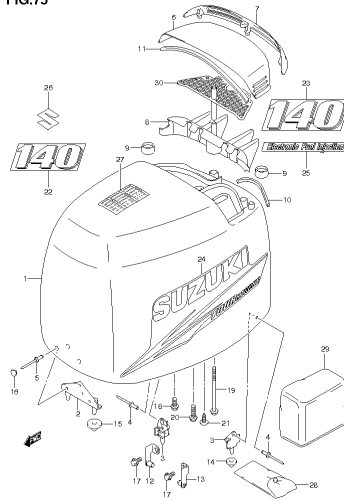
BF140 E01 012\_073  
ENGINE COVER

FIG.74



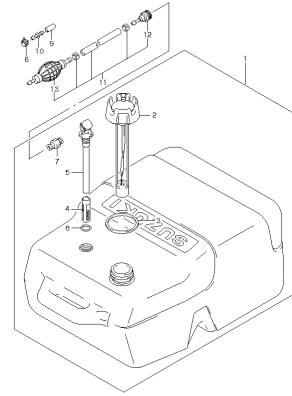
BF140 E01 012\_074  
ENGINE COVER

FIG.75



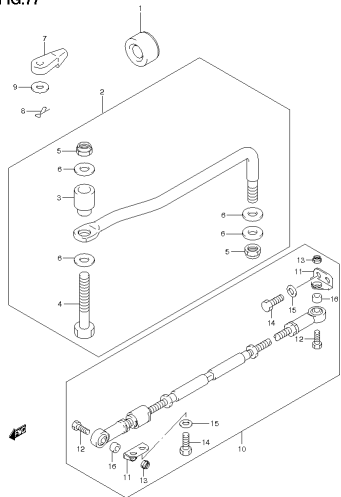
BF140 E01 012\_075  
ENGINE COVER

FIG.76



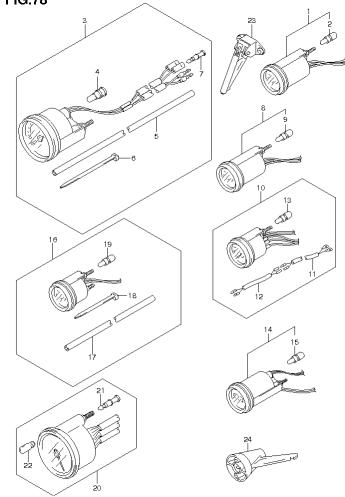
BF140 E01 012\_076  
FUEL TANK

FIG.77



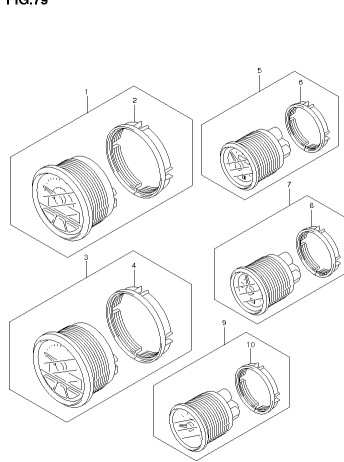
BF140 E01 012\_077  
DRAG LINK

FIG.78



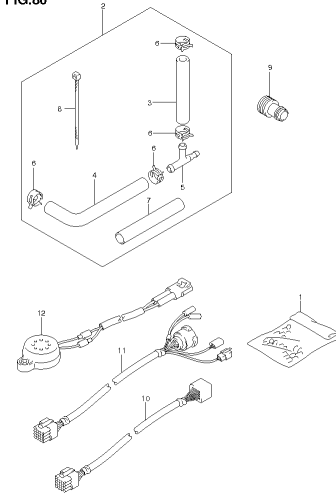
BF140 E01 012\_078  
OPT METER

FIG.79



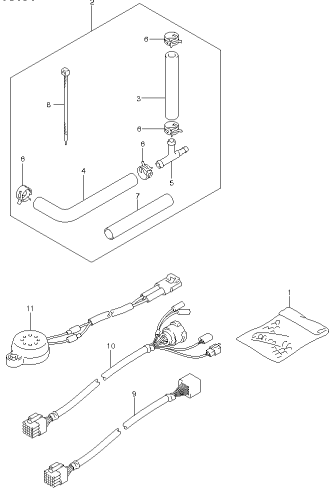
BF140 E01 012\_079  
OPT METER

FIG.80



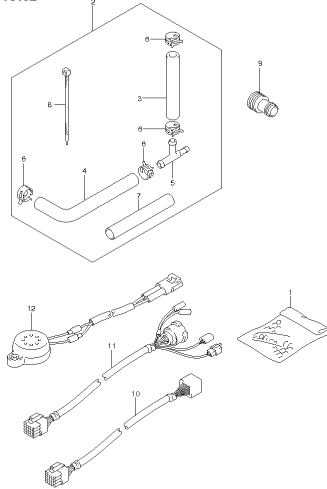
BF140 E01 012\_080  
OPT HARNESS

FIG.81



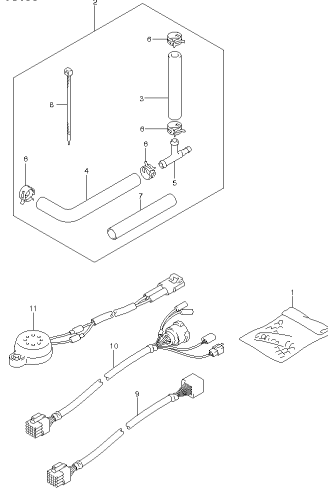
DF140 E01 012\_001  
OPT.FIBERHSS

FIG.82



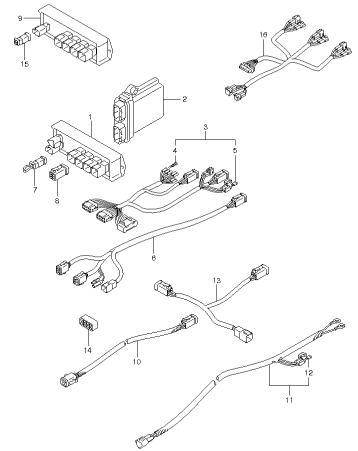
DF140 E01 012\_002  
OPT.FIBERHSS

FIG.83



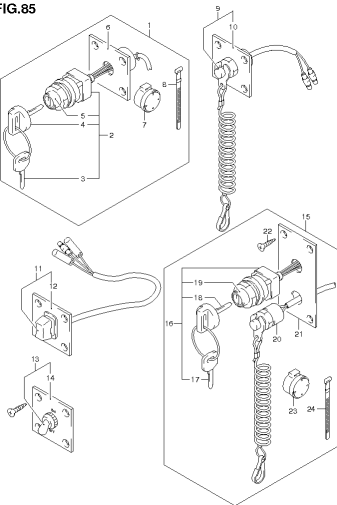
DF140 E01 012\_003  
OPT.FIBERHSS

FIG.84



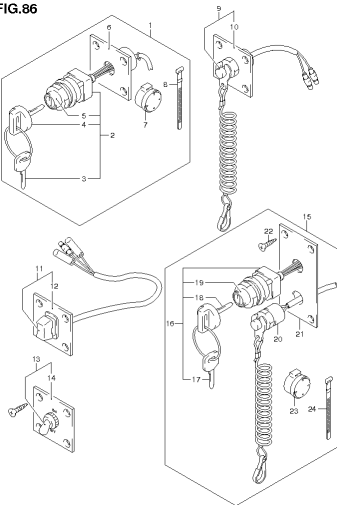
DF140 E01 012\_004  
OPT.FIBERHSS

FIG.85



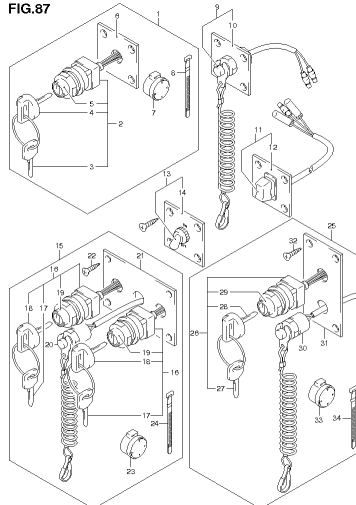
DF140 E01 012\_005  
OPT.SWITCH

FIG.86



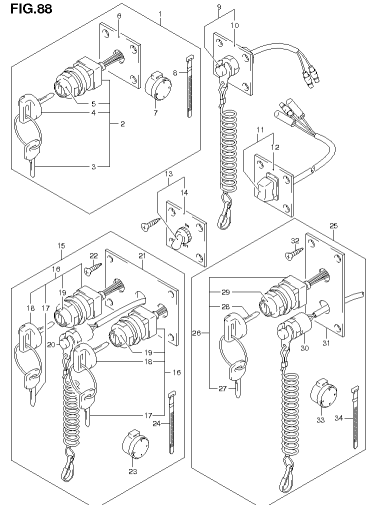
DF140 E01 012\_006  
OPT.SWITCH

FIG.87



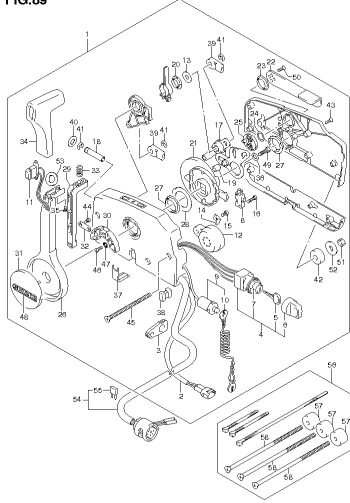
DF140 E01 012\_007  
OPT.SWITCH

FIG.88



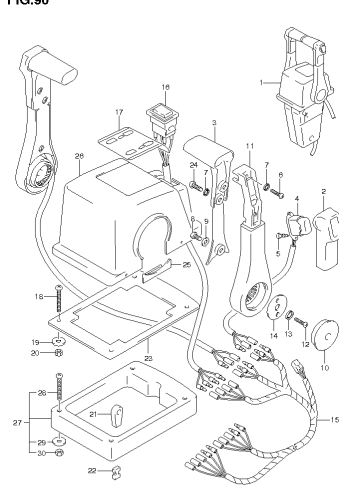
DF140 E01 012\_008  
OPT.SWITCH

FIG.89



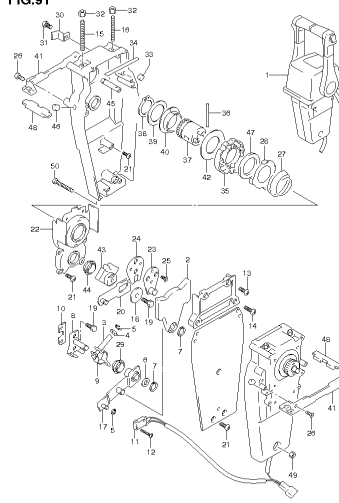
DF140 E01 012\_089  
OPT.REMOTE CONTROL

FIG.90



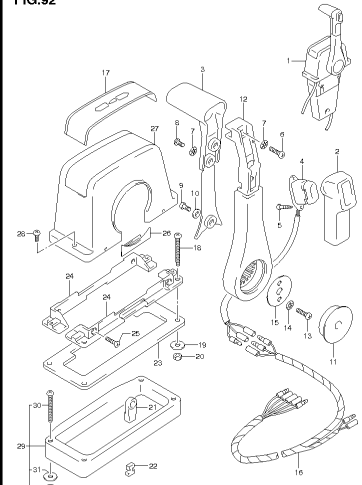
DF140 E01 012\_090  
OPT.TOP MOUNT DIAL (1)

FIG.91



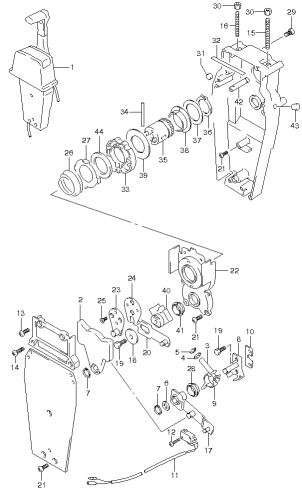
DF140 E01 012\_091  
OPT.TOP MOUNT DIAL (2)

FIG.92



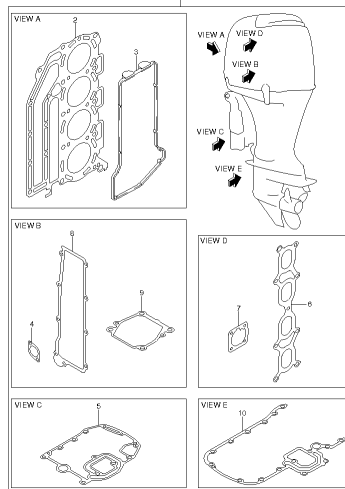
DF140 E01 012\_092  
OPT.TOP MOUNT SINGLE (1)

FIG.93



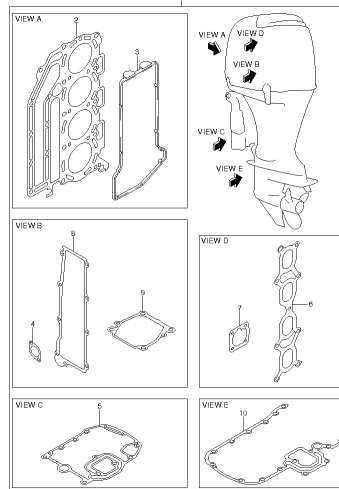
DF140 E01 012\_093  
OPT.TOP MOUNT SINGLE (2)

FIG.94



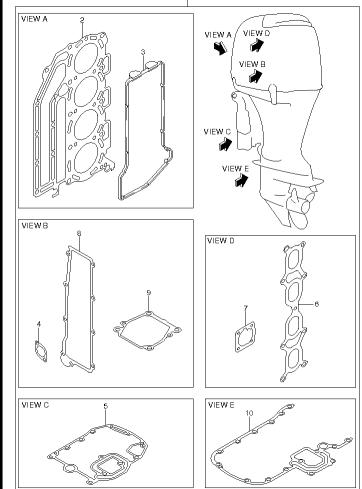
DF140 E01 012\_094  
OPT.GASKET SET

FIG.95



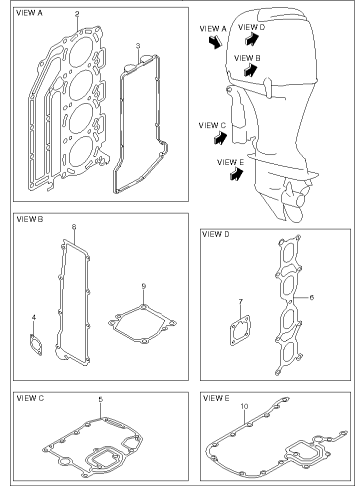
DF140 E01 012\_095  
OPT.GASKET SET

FIG.96



DF140 E01 012\_096  
OPT.GASKET SET

FIG.97

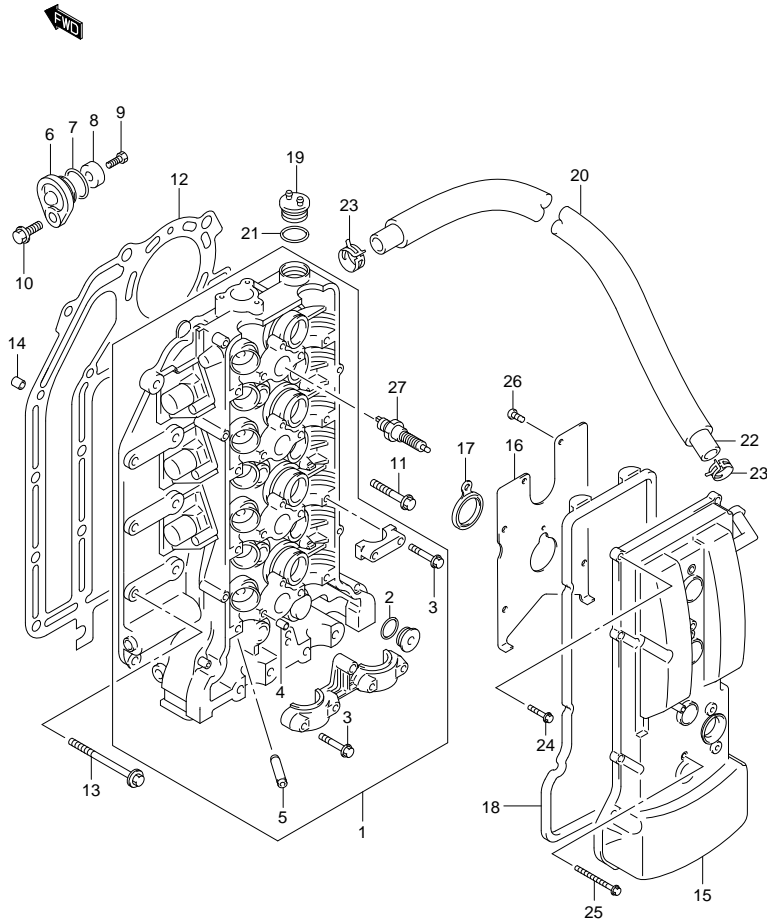


DF140 EOL 012\_097  
GPKT GASKET SET

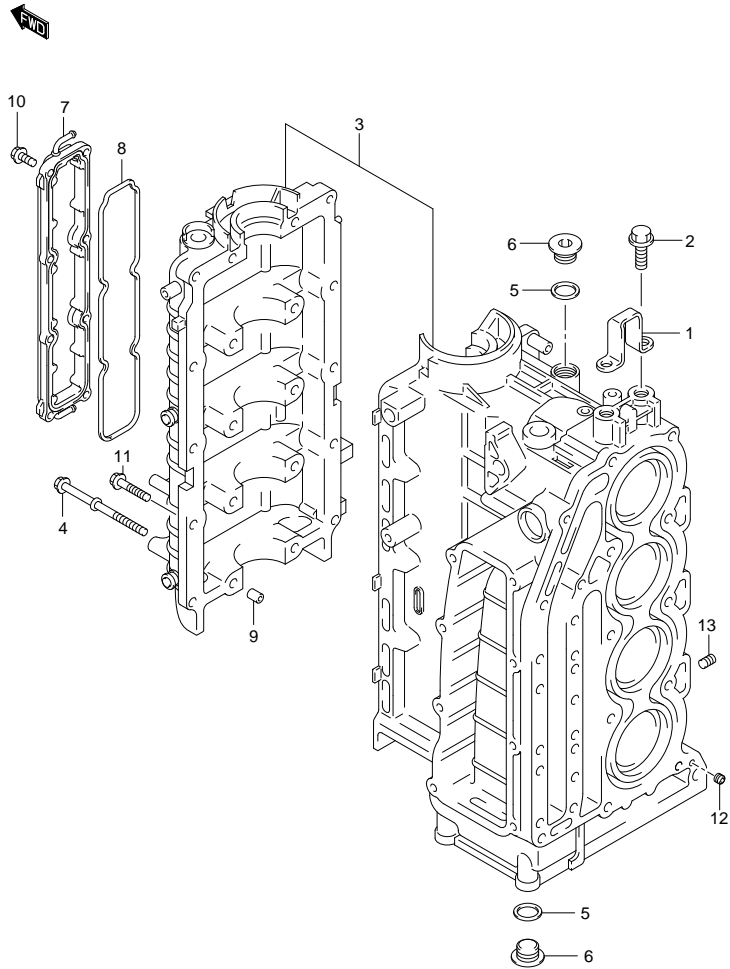
FIG.1

FIG.1 (1-B-2) CYLINDER HEAD

REF NO.	PART NO.	DESCRIPTION	Q'TY	REMARKS
1	11100-90J06	HEAD, CYLINDER	1	
2	11216-90J00	·GASKET, OIL GALLERY PLUG	5	
3	09103-06266	·BOLT (6X40)	21	
4	09206-08001	·PIN	18	
5	11115-85FA1-001	GUIDE, VALVE	16	OPT
6	11261-93J00	COVER, PROTECTION ANODE	2	
7	09280-22019	O RING (D:1.9, ID:21.8)	2	
8	55321-87J00	ANODE, PROTECTION	2	
9	09103-06281	BOLT (6X14)	2	
10	01550-08207	BOLT	2	
11	11117-89J00	BOLT, CYL HEAD	10	
12	11141-92J01	GASKET, CYL HEAD	1	
13	09116-08125	BOLT (8X52)	8	
14	04211-13189	PIN	2	
15	11170-90J00	COVER, CYL HEAD	1	
16	11173-90J00	PLATE, BREATHER	1	
17	11179-90J00	GASKET, SPARK PLUG HOLE	4	
18	11189-90J00	GASKET, CYL HEAD COVER	1	
19	11382-99E00	CAP, OIL FILLER	1	
20	18498-90J20	PROTECTOR, BREATHER HOSE	1	
21	09280-26006	O RING (D:3.1 ID:26.4)	1	
22	09355-13207-00B	HOSE, BREATHER	1	L:2000->660
23	09401-20409	CLIP	2	
24	01547-06257	BOLT	11	
25	01547-06557	BOLT	4	
26	02112-0612A	SCREW	7	
27	09482-00427	SPARK PLUG (BKR6E)	4	



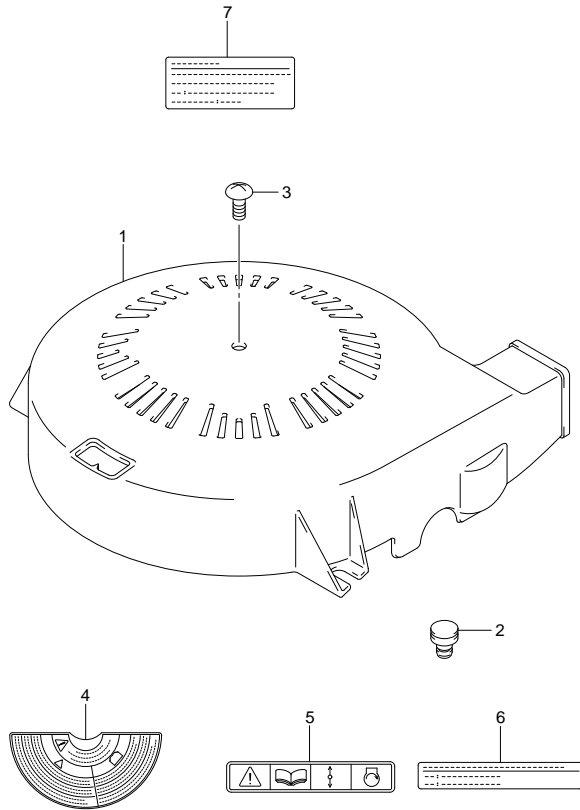
**FIG.2**



**FIG. 2 (1-B-3) CYLINDER BLOCK**

REF. NO.	PART NO.	DESCRIPTION	QTY	REMARKS
1	11291-90J10	HOOK, ENGINE	1	
2	01550-12307	BOLT	2	
3	11300-92J11	BLOCK, CYLINDER	1	
4	11117-90J10	BOLT, CRANKCASE	10	
5	11216-77E00	GASKET, OIL GALLERY PLUG	3	
6	09248-18011	PLUG	3	
7	11330-90J00	COVER, CRKC WTR JKT	1	
8	11332-90J00	O RING, CRKC WTR JKT COVER	1	
9	09206-13019	PIN	5	
10	01550-06207	BOLT	8	
11	01550-08407	BOLT	10	
12	11112-90J00	PLUG, OIL VENTURI	1	
13	09246-05006	PLUG	1	

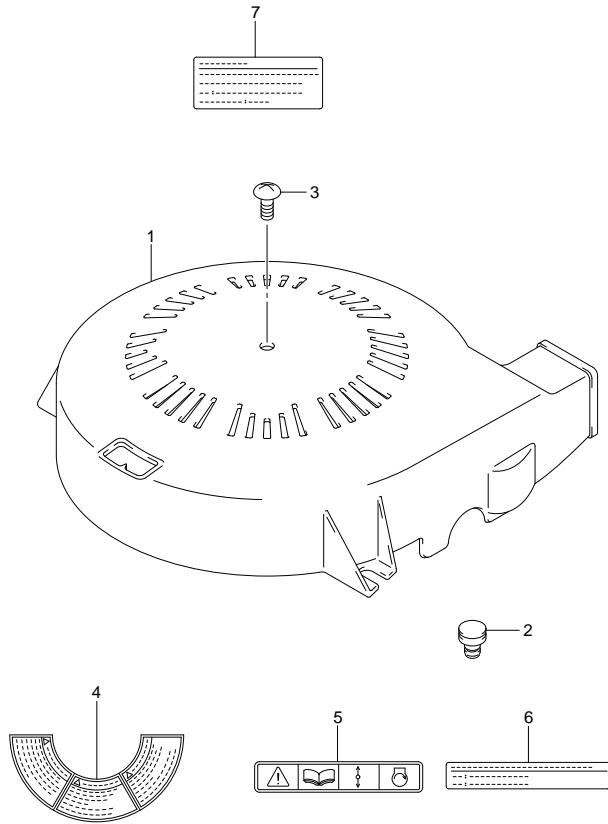
**FIG.3**



**FIG.3 (1-B-4) RING GEAR COVER (DF140T E1)**

REF NO.	PART NO.	DESCRIPTION	QTY	REMARKS
1	11510-90J00	COVER, RING GEAR	1	
2	11512-99E00	CUSHION, RING GEAR COVER	2	
3	09125-06111	SCREW (6X18)	1	
4	61472-93E40	LABEL, MAG COVER	1	
5	69711-93E10	LABEL, CAUTION	1	
6	61493-90J00	LABEL, CLEARANCE	1	
7	61494-90J00	LABEL, OIL	1	

**FIG.4**



**FIG. 4 (1-B-5) RING GEAR COVER (DF140T E40)**

REF NO.	PART NO.	DESCRIPTION	Q' TY	REMARKS
1	11510-90J00	COVER, RING GEAR	1	
2	11512-99E00	CUSHION, RING GEAR COVER	2	
3	09125-06111	SCREW (6X18)	1	
4	61472-93E32	LABEL, MAG COVER	1	
5	69711-93E10	LABEL, CAUTION	1	
6	61493-90J00	LABEL, CLEARANCE	1	
7	61494-90J00	LABEL, OIL	1	



FIG.5

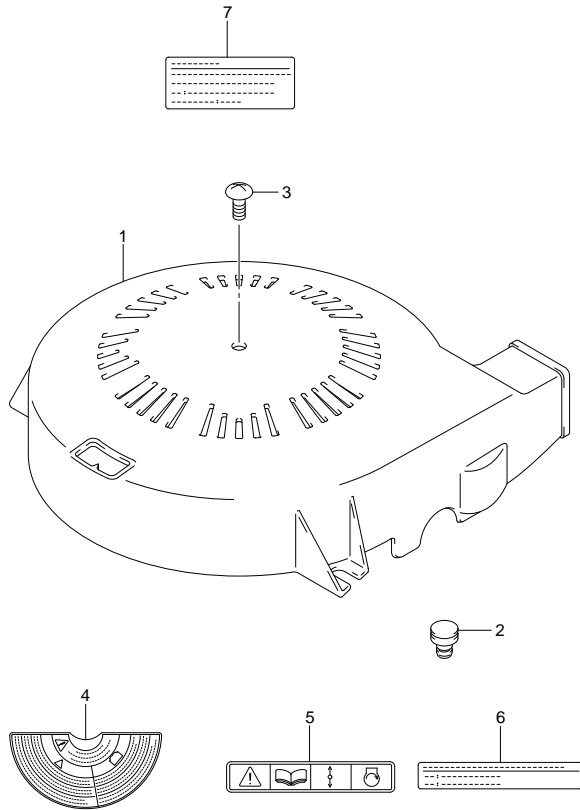


FIG. 5 (1-B-6) RING GEAR COVER (DF140Z E1)

REF NO.	PART NO.	DESCRIPTION	QTY	REMARKS
1	11510-90J00	COVER, RING GEAR	1	
2	11512-99E00	CUSHION, RING GEAR COVER	2	
3	09125-06111	SCREW (6X18)	1	
4	61472-93E40	LABEL, MAG COVER	1	
5	69711-93E10	LABEL, CAUTION	1	
6	61493-90J00	LABEL, CLEARANCE	1	
7	61494-90J00	LABEL, OIL	1	

FIG.6

FIG.6 (1-B-7) RING GEAR COVER (DF140Z E40)

REF. NO.	PART NO.	DESCRIPTION	Q'TY	REMARKS
1	11510-90J00	COVER, RING GEAR	1	
2	11512-99E00	CUSHION, RING GEAR COVER	2	
3	09125-06111	SCREW (6X18)	1	
4	61472-93E32	LABEL, MAG COVER	1	
5	69711-93E10	LABEL, CAUTION	1	
6	61493-90J00	LABEL, CLEARANCE	1	
7	61494-90J00	LABEL, OIL	1	

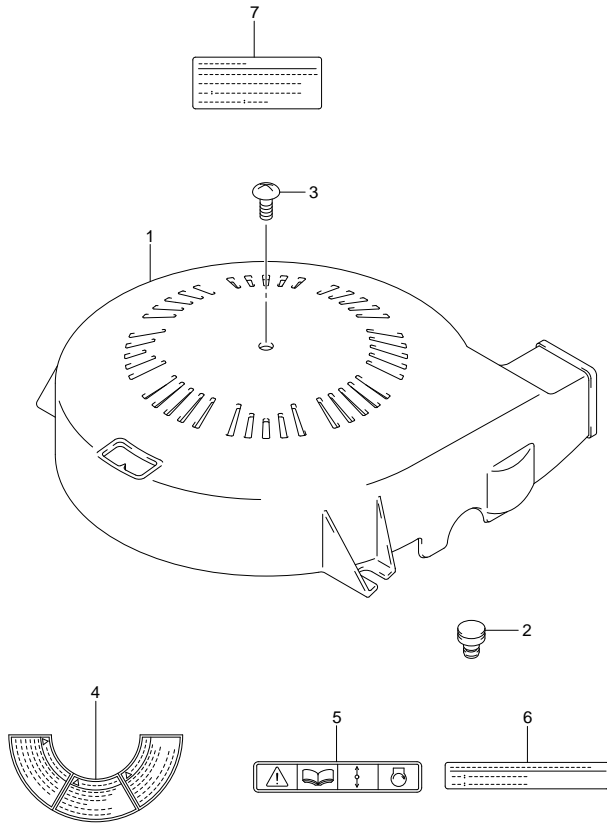


FIG.7

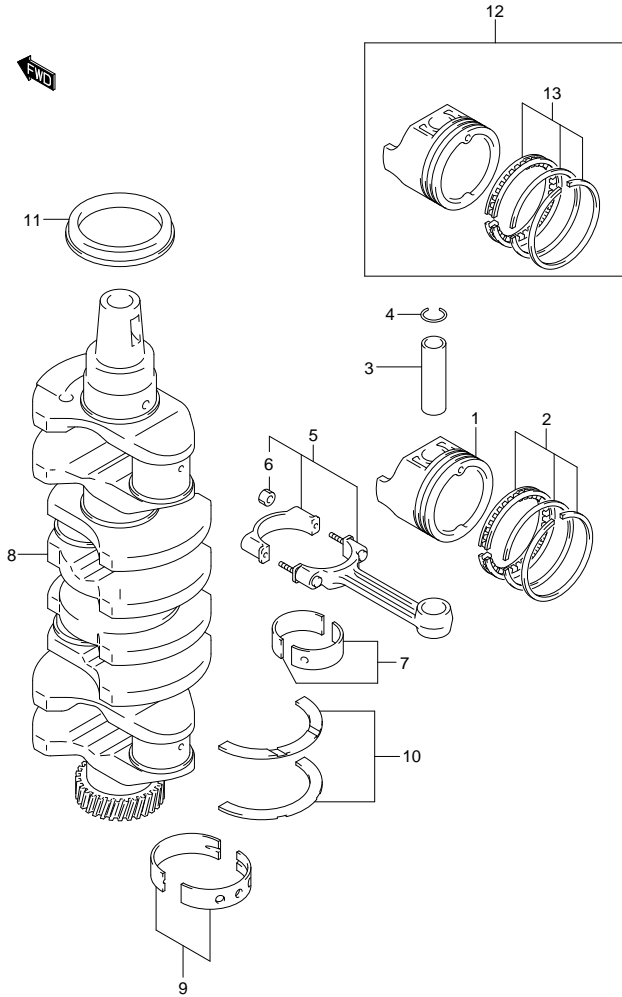


FIG.7 (1-B-8) CRANKSHAFT

REF NO.	PART NO.	DESCRIPTION	Q'TY	REMARKS
1	12111-92J00	PISTON	4	
2	12140-92J01	RING SET, PISTON	4	
3	12151-86FA0	PIN, PISTON	4	
4	09381-21002	CIRCLIP	8	
5	12160-92J00	CONNROD ASSY	4	
6	09159-08121	NUT	8	
7-1	12100-92841-0A0	BEARING SET, CONNROD	4	
7-2	12100-92840-025	BEARING SET, CONNROD (US:0.25)	4	OPT
8	12220-92J00	CRANKSHAFT	1	
9-1	12340-85FB3-0A0	BEARING SET, CRANKSHAFT	5	GREEN
9-2	12340-85FB3-0B0	BEARING SET, CRANKSHAFT	5	BLACK
9-3	12340-85FB3-0C0	BEARING SET, CRANKSHAFT	5	NON
9-4	12340-85FB3-0D0	BEARING SET, CRANKSHAFT	5	YELLOW
9-5	12340-85FB3-0E0	BEARING SET, CRANKSHAFT	5	BLUE
9-6	12300-85854-0AA	BEARING SET, CRANKSHAFT (US:0.25)	5	OPT
9-7	12300-85854-0BA	BEARING SET, CRANKSHAFT (US:0.25)	5	OPT
9-8	12300-85854-0CA	BEARING SET, CRANKSHAFT (US:0.25)	5	OPT
9-9	12300-85854-0DA	BEARING SET, CRANKSHAFT (US:0.25)	5	OPT
9-10	12300-85854-0EA	BEARING SET, CRANKSHAFT (US:0.25)	5	OPT
10-1	12300-85830	BEARING SET, CRANK THRUST	1	
10-2	12300-85830-012	BEARING SET, CRANK THRUST (OS:0.12)	1	OPT
11	09283-52004	OIL SEAL (52X70X10)	1	
12	12100-92J01-050	PISTON SET (OS:0.50)	4	OPT
13	12140-92J01-050	RING SET, PISTON (OS:0.50)	4	OPT

FIG.8

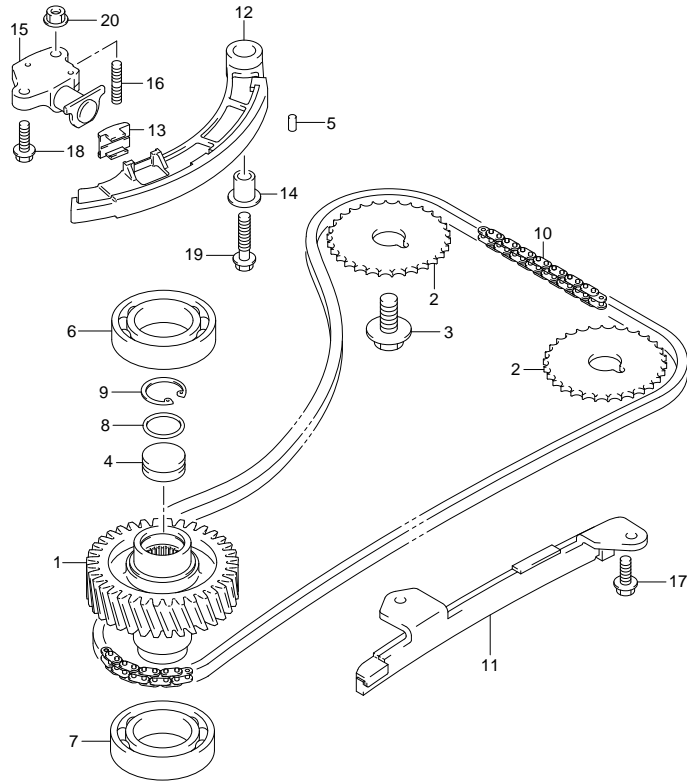


FIG. 8 (1-B-9) TIMING CHAIN

REF. NO.	PART NO.	DESCRIPTION	Q'TY	REMARKS
1	12732-90J00	GEAR, DRIVEN	1	
2	12741-90J01	SPROCKET, CAM SHAFT TIMING	2	
3	09103-12049	BOLT (12X25)	2	
4	12733-90J00	PLUG, DRIVEN GEAR	1	
5	04221-05109	PIN	2	
6	09262-35068	BEARING (35X62X14)	1	UPPER
7	09262-35069	BEARING (35X62X16)	1	LOWER
8	09280-22022	O RING (D:1.9 ID:21.8)	1	
9	08331-4126A	CIRCLIP	1	
10	12761-90J00	CHAIN, TIMING	1	
11	12771-90J00	GUIDE, TIMING CHAIN	1	
12	12810-90J00	TENSIONER, TIMING CHAIN	1	
13	12813-73G00	-PAD, TIMING CHAIN TENSIONER	1	
14	12812-90J00	SPACER, TIMING CHAIN TENSIONER	1	
15	12831-90J02	ADJUSTER, TENSIONER	1	
16	01421-0616A	BOLT, STUD	1	
17	01550-0616A	BOLT	2	
18	01550-0620A	BOLT	1	
19	01550-0835A	BOLT	1	
20	08316-1006A	NUT	1	



FIG.9

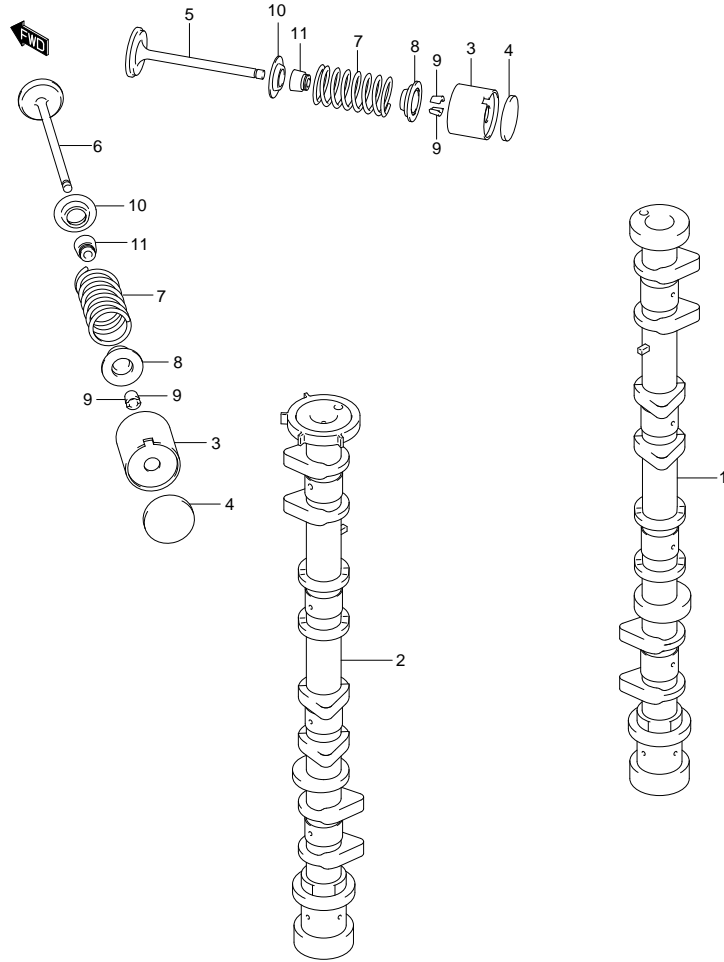
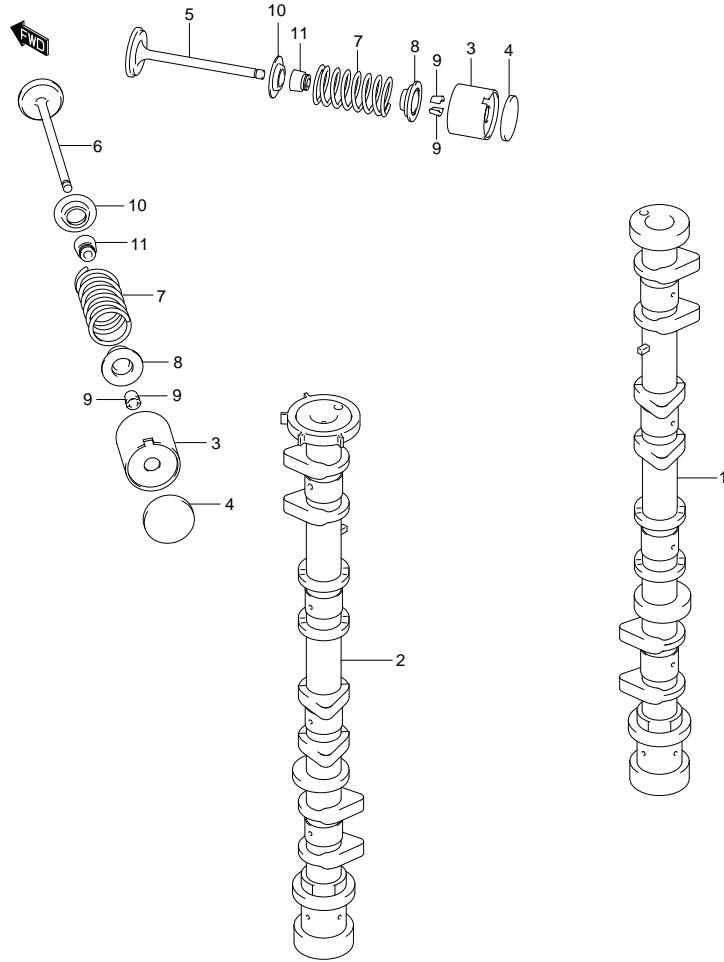


FIG.9 (1-B-10) CAMSHAFT (DF140T E1)

REF NO.	PART NO.	DESCRIPTION	Q' TY	REMARKS
1	12711-92J00	CAMSHAFT, INTAKE	1	
2	12720-92J00	CAMSHAFT, EXHAUST	1	
3	12891-69G00	TAPPET	16	
4-1	12892-69G10-218	SHIM, TAPPET	AR	
4-2	12892-69G10-220	SHIM, TAPPET	AR	
4-3	12892-69G10-223	SHIM, TAPPET	AR	
4-4	12892-69G10-225	SHIM, TAPPET	AR	
4-5	12892-69G10-228	SHIM, TAPPET	AR	
4-6	12892-69G10-230	SHIM, TAPPET	AR	
4-7	12892-69G10-233	SHIM, TAPPET	AR	
4-8	12892-69G10-235	SHIM, TAPPET	AR	
4-9	12892-69G10-238	SHIM, TAPPET	AR	
4-10	12892-69G10-240	SHIM, TAPPET	AR	
4-11	12892-69G10-243	SHIM, TAPPET	AR	
4-12	12892-69G10-245	SHIM, TAPPET	AR	
4-13	12892-69G10-248	SHIM, TAPPET	AR	
4-14	12892-69G10-250	SHIM, TAPPET	AR	
4-15	12892-69G10-253	SHIM, TAPPET	AR	
4-16	12892-69G10-255	SHIM, TAPPET	AR	
4-17	12892-69G10-258	SHIM, TAPPET	AR	
4-18	12892-69G10-260	SHIM, TAPPET	AR	
4-19	12892-69G10-263	SHIM, TAPPET	AR	
4-20	12892-69G10-265	SHIM, TAPPET	AR	
4-21	12892-69G10-268	SHIM, TAPPET	AR	
4-22	12892-69G10-270	SHIM, TAPPET	AR	
4-23	12892-69G10-273	SHIM, TAPPET	AR	
4-24	12892-69G10-275	SHIM, TAPPET	AR	
4-25	12892-69G10-278	SHIM, TAPPET	AR	
4-26	12892-69G10-280	SHIM, TAPPET	AR	
4-27	12892-69G10-283	SHIM, TAPPET	AR	
4-28	12892-69G10-285	SHIM, TAPPET	AR	
4-29	12892-69G10-288	SHIM, TAPPET	AR	
4-30	12892-69G10-290	SHIM, TAPPET	AR	

**FIG.9**



**FIG. 9 (1-B-11) CAMSHAFT (DF140T E1)**

REF NO.	PART NO.	DESCRIPTION	Q' TY	REMARKS
4-31	12892-69G10-293	SHIM, TAPPET	AR	
4-32	12892-69G10-295	SHIM, TAPPET	AR	
4-33	12892-69G10-298	SHIM, TAPPET	AR	
4-34	12892-69G10-300	SHIM, TAPPET	AR	
5	12911-86FA1	VALVE, INTAKE	8	
6	12915-86FA1	VALVE, EXHAUST	8	
7	12921-90J00	SPRING, VALVE	16	
8	12931-90J00	RETAINER, VALVE SPRING	16	
9	12932-85FA0	COTTER, VALVE	32	
10	12933-86510	SEAT, VALVE SPRING	16	
11	09289-06003	OIL SEAL (6X12.8X10.2)	16	

FIG.10

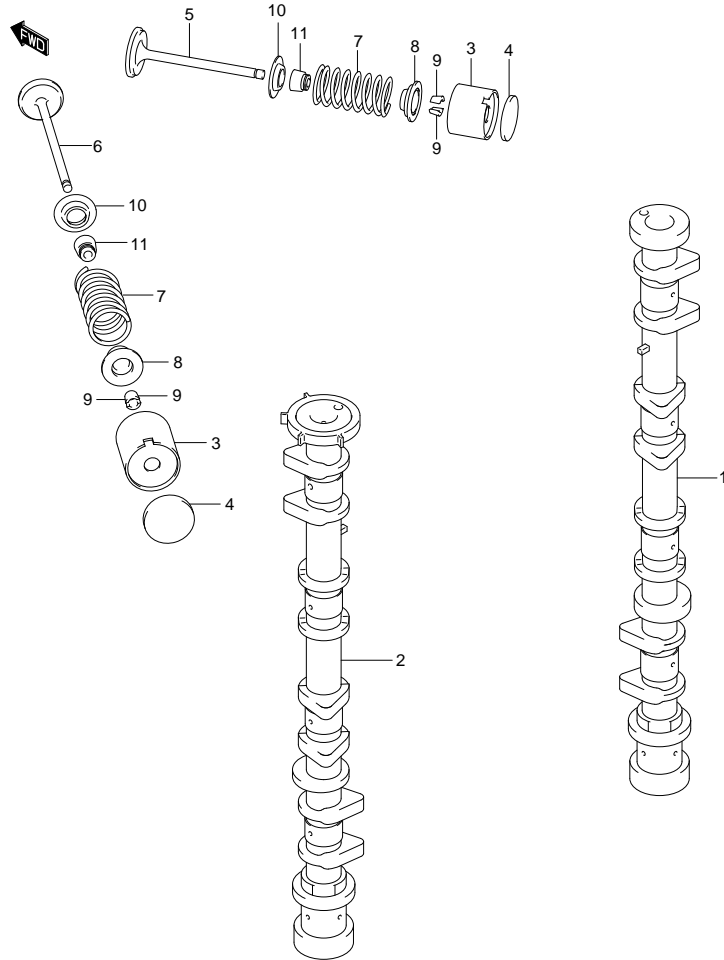
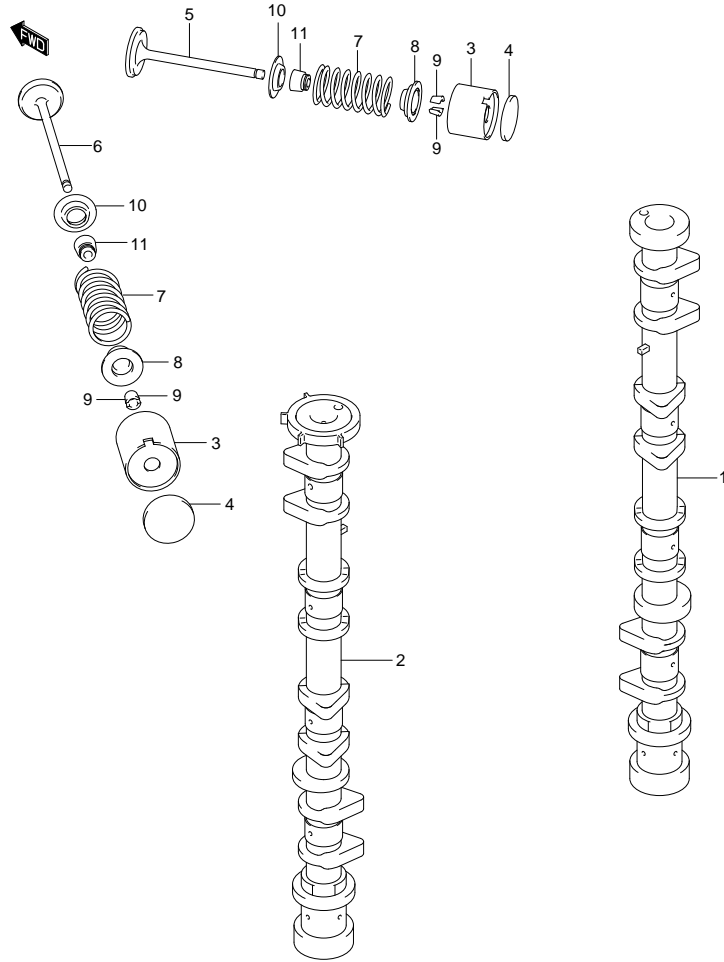


FIG.10 (1-B-12) CAMSHAFT (DF140T E40)

REF NO.	PART NO.	DESCRIPTION	Q' TY	REMARKS
1	12711-92J00	CAMSHAFT, INTAKE	1	
2	12720-92J00	CAMSHAFT, EXHAUST	1	
3	12891-69G00	TAPPET	16	
4-1	12892-69G10-218	SHIM, TAPPET	AR	
4-2	12892-69G10-220	SHIM, TAPPET	AR	
4-3	12892-69G10-223	SHIM, TAPPET	AR	
4-4	12892-69G10-225	SHIM, TAPPET	AR	
4-5	12892-69G10-228	SHIM, TAPPET	AR	
4-6	12892-69G10-230	SHIM, TAPPET	AR	
4-7	12892-69G10-233	SHIM, TAPPET	AR	
4-8	12892-69G10-235	SHIM, TAPPET	AR	
4-9	12892-69G10-238	SHIM, TAPPET	AR	
4-10	12892-69G10-240	SHIM, TAPPET	AR	
4-11	12892-69G10-243	SHIM, TAPPET	AR	
4-12	12892-69G10-245	SHIM, TAPPET	AR	
4-13	12892-69G10-248	SHIM, TAPPET	AR	
4-14	12892-69G10-250	SHIM, TAPPET	AR	
4-15	12892-69G10-253	SHIM, TAPPET	AR	
4-16	12892-69G10-255	SHIM, TAPPET	AR	
4-17	12892-69G10-258	SHIM, TAPPET	AR	
4-18	12892-69G10-260	SHIM, TAPPET	AR	
4-19	12892-69G10-263	SHIM, TAPPET	AR	
4-20	12892-69G10-265	SHIM, TAPPET	AR	
4-21	12892-69G10-268	SHIM, TAPPET	AR	
4-22	12892-69G10-270	SHIM, TAPPET	AR	
4-23	12892-69G10-273	SHIM, TAPPET	AR	
4-24	12892-69G10-275	SHIM, TAPPET	AR	
4-25	12892-69G10-278	SHIM, TAPPET	AR	
4-26	12892-69G10-280	SHIM, TAPPET	AR	
4-27	12892-69G10-283	SHIM, TAPPET	AR	
4-28	12892-69G10-285	SHIM, TAPPET	AR	
4-29	12892-69G10-288	SHIM, TAPPET	AR	
4-30	12892-69G10-290	SHIM, TAPPET	AR	

**FIG.10**



**FIG. 10 (1-B-13) CAMSHAFT (DF140T E40)**

REF NO.	PART NO.	DESCRIPTION	Q' TY	REMARKS
4-31	12892-69G10-293	SHIM, TAPPET	AR	
4-32	12892-69G10-295	SHIM, TAPPET	AR	
4-33	12892-69G10-298	SHIM, TAPPET	AR	
4-34	12892-69G10-300	SHIM, TAPPET	AR	
5	12911-86FA1	VALVE, INTAKE	8	
6	12915-86F50	VALVE, EXHAUST	8	
7	12921-90J00	SPRING, VALVE	16	
8	12931-90J00	RETAINER, VALVE SPRING	16	
9	12932-85FA0	COTTER, VALVE	32	
10	12933-86510	SEAT, VALVE SPRING	16	
11	09289-06003	OIL SEAL (6X12.8X10.2)	16	



FIG.11

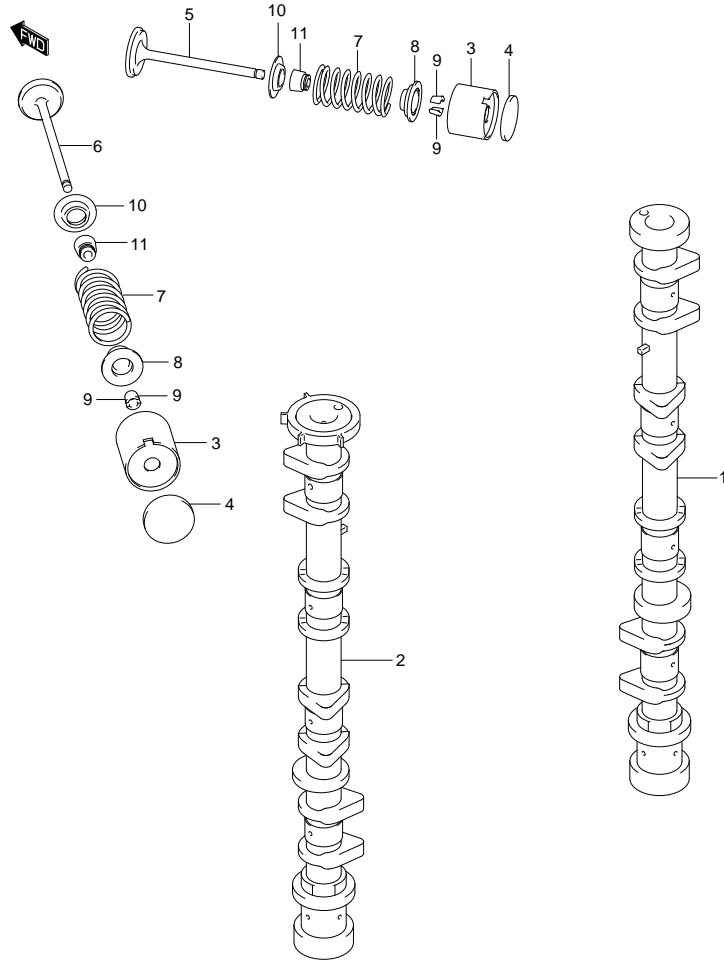
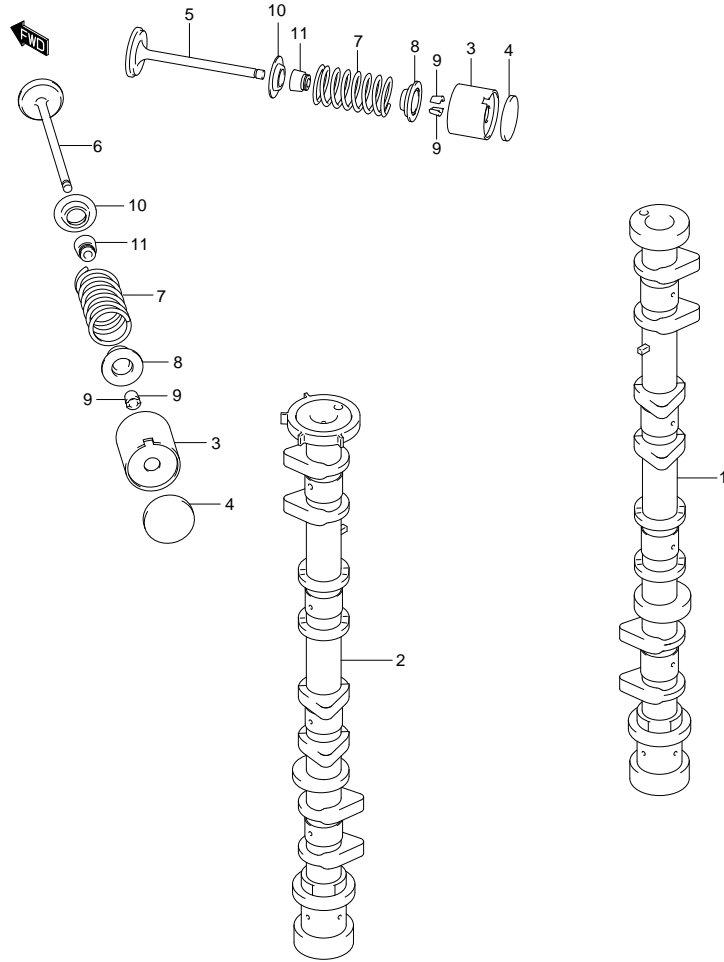


FIG.11 (1-B-14) CAMSHAFT (DF140Z E1)

REF NO.	PART NO.	DESCRIPTION	Q' TY	REMARKS
1	12711-92J00	CAMSHAFT, INTAKE	1	
2	12720-92J00	CAMSHAFT, EXHAUST	1	
3	12891-69G00	TAPPET	16	
4-1	12892-69G10-218	SHIM, TAPPET	AR	
4-2	12892-69G10-220	SHIM, TAPPET	AR	
4-3	12892-69G10-223	SHIM, TAPPET	AR	
4-4	12892-69G10-225	SHIM, TAPPET	AR	
4-5	12892-69G10-228	SHIM, TAPPET	AR	
4-6	12892-69G10-230	SHIM, TAPPET	AR	
4-7	12892-69G10-233	SHIM, TAPPET	AR	
4-8	12892-69G10-235	SHIM, TAPPET	AR	
4-9	12892-69G10-238	SHIM, TAPPET	AR	
4-10	12892-69G10-240	SHIM, TAPPET	AR	
4-11	12892-69G10-243	SHIM, TAPPET	AR	
4-12	12892-69G10-245	SHIM, TAPPET	AR	
4-13	12892-69G10-248	SHIM, TAPPET	AR	
4-14	12892-69G10-250	SHIM, TAPPET	AR	
4-15	12892-69G10-253	SHIM, TAPPET	AR	
4-16	12892-69G10-255	SHIM, TAPPET	AR	
4-17	12892-69G10-258	SHIM, TAPPET	AR	
4-18	12892-69G10-260	SHIM, TAPPET	AR	
4-19	12892-69G10-263	SHIM, TAPPET	AR	
4-20	12892-69G10-265	SHIM, TAPPET	AR	
4-21	12892-69G10-268	SHIM, TAPPET	AR	
4-22	12892-69G10-270	SHIM, TAPPET	AR	
4-23	12892-69G10-273	SHIM, TAPPET	AR	
4-24	12892-69G10-275	SHIM, TAPPET	AR	
4-25	12892-69G10-278	SHIM, TAPPET	AR	
4-26	12892-69G10-280	SHIM, TAPPET	AR	
4-27	12892-69G10-283	SHIM, TAPPET	AR	
4-28	12892-69G10-285	SHIM, TAPPET	AR	
4-29	12892-69G10-288	SHIM, TAPPET	AR	
4-30	12892-69G10-290	SHIM, TAPPET	AR	

**FIG.11**



**FIG. 11 (1-B-15) CAMSHAFT (DF140Z E1)**

REF NO.	PART NO.	DESCRIPTION	Q'TY	REMARKS
4-31	12892-69G10-293	SHIM, TAPPET	AR	
4-32	12892-69G10-295	SHIM, TAPPET	AR	
4-33	12892-69G10-298	SHIM, TAPPET	AR	
4-34	12892-69G10-300	SHIM, TAPPET	AR	
5	12911-86FA1	VALVE, INTAKE	8	
6	12915-86FA1	VALVE, EXHAUST	8	
7	12921-90J00	SPRING, VALVE	16	
8	12931-90J00	RETAINER, VALVE SPRING	16	
9	12932-85FA0	COTTER, VALVE	32	
10	12933-86510	SEAT, VALVE SPRING	16	
11	09289-06003	OIL SEAL (6X12.8X10.2)	16	

FIG.12

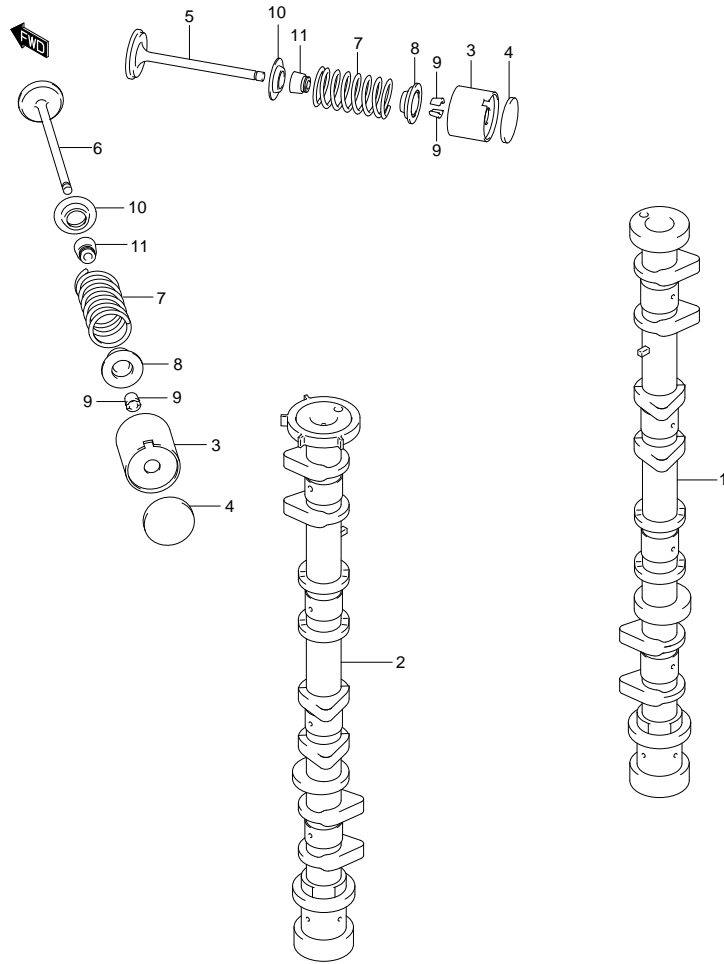
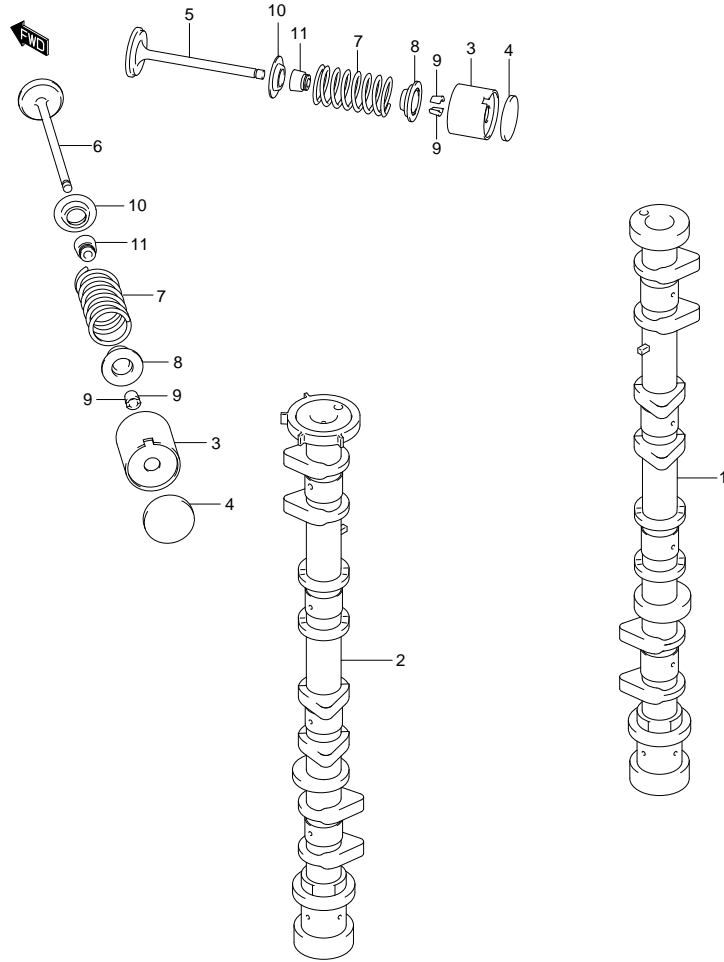


FIG.12 (1-C-2) CAMSHAFT (DF140Z F40)

REF NO.	PART NO.	DESCRIPTION	Q' TY	REMARKS
1	12711-92J00	CAMSHAFT, INTAKE	1	
2	12720-92J00	CAMSHAFT, EXHAUST	1	
3	12891-69G00	TAPPET	16	
4-1	12892-69G10-218	SHIM, TAPPET	AR	
4-2	12892-69G10-220	SHIM, TAPPET	AR	
4-3	12892-69G10-223	SHIM, TAPPET	AR	
4-4	12892-69G10-225	SHIM, TAPPET	AR	
4-5	12892-69G10-228	SHIM, TAPPET	AR	
4-6	12892-69G10-230	SHIM, TAPPET	AR	
4-7	12892-69G10-233	SHIM, TAPPET	AR	
4-8	12892-69G10-235	SHIM, TAPPET	AR	
4-9	12892-69G10-238	SHIM, TAPPET	AR	
4-10	12892-69G10-240	SHIM, TAPPET	AR	
4-11	12892-69G10-243	SHIM, TAPPET	AR	
4-12	12892-69G10-245	SHIM, TAPPET	AR	
4-13	12892-69G10-248	SHIM, TAPPET	AR	
4-14	12892-69G10-250	SHIM, TAPPET	AR	
4-15	12892-69G10-253	SHIM, TAPPET	AR	
4-16	12892-69G10-255	SHIM, TAPPET	AR	
4-17	12892-69G10-258	SHIM, TAPPET	AR	
4-18	12892-69G10-260	SHIM, TAPPET	AR	
4-19	12892-69G10-263	SHIM, TAPPET	AR	
4-20	12892-69G10-265	SHIM, TAPPET	AR	
4-21	12892-69G10-268	SHIM, TAPPET	AR	
4-22	12892-69G10-270	SHIM, TAPPET	AR	
4-23	12892-69G10-273	SHIM, TAPPET	AR	
4-24	12892-69G10-275	SHIM, TAPPET	AR	
4-25	12892-69G10-278	SHIM, TAPPET	AR	
4-26	12892-69G10-280	SHIM, TAPPET	AR	
4-27	12892-69G10-283	SHIM, TAPPET	AR	
4-28	12892-69G10-285	SHIM, TAPPET	AR	
4-29	12892-69G10-288	SHIM, TAPPET	AR	
4-30	12892-69G10-290	SHIM, TAPPET	AR	
4-31	12892-69G10-293	SHIM, TAPPET	AR	

**FIG.12**

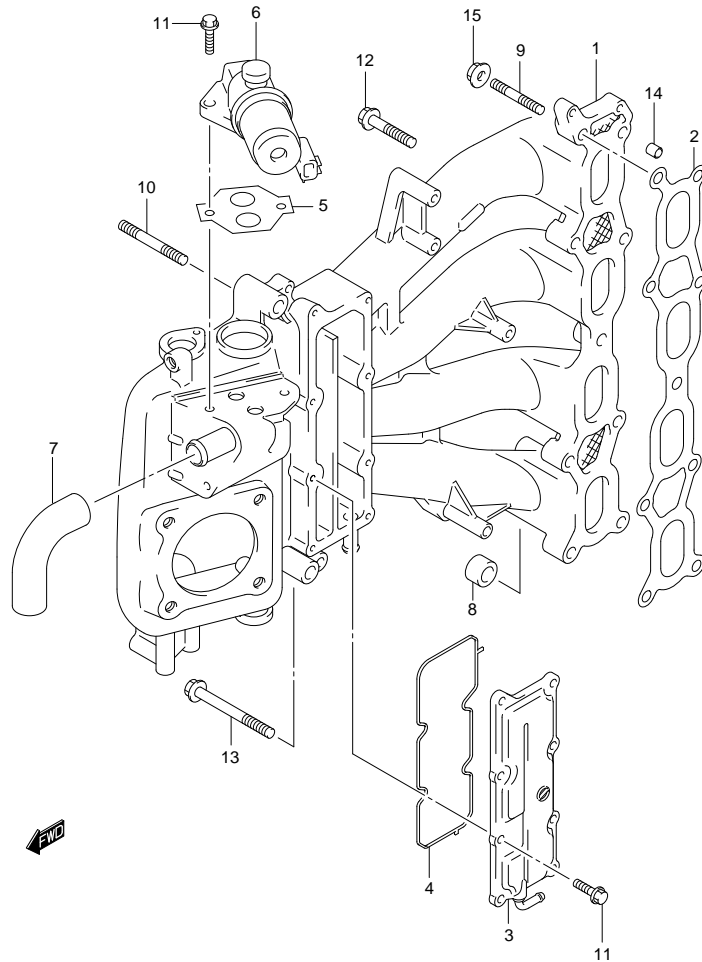


**FIG.12 (1-C-3) CAMSHAFT (DF140Z F40)**

REF NO.	PART NO.	DESCRIPTION	Q'TY	REMARKS
4-32	12892-69G10-295	SHIM, TAPPET	AR	
4-33	12892-69G10-298	SHIM, TAPPET	AR	
4-34	12892-69G10-300	SHIM, TAPPET	AR	
5	12911-86FA1	VALVE, INTAKE	8	
6	12915-86F50	VALVE, EXHAUST	8	
7	12921-90J00	SPRING, VALVE	16	
8	12931-90J00	RETAINER, VALVE SPRING	16	
9	12932-85FA0	COTTER, VALVE	32	
10	12933-86510	SEAT, VALVE SPRING	16	
11	09289-06003	OIL SEAL (6X12.8X10.2)	16	

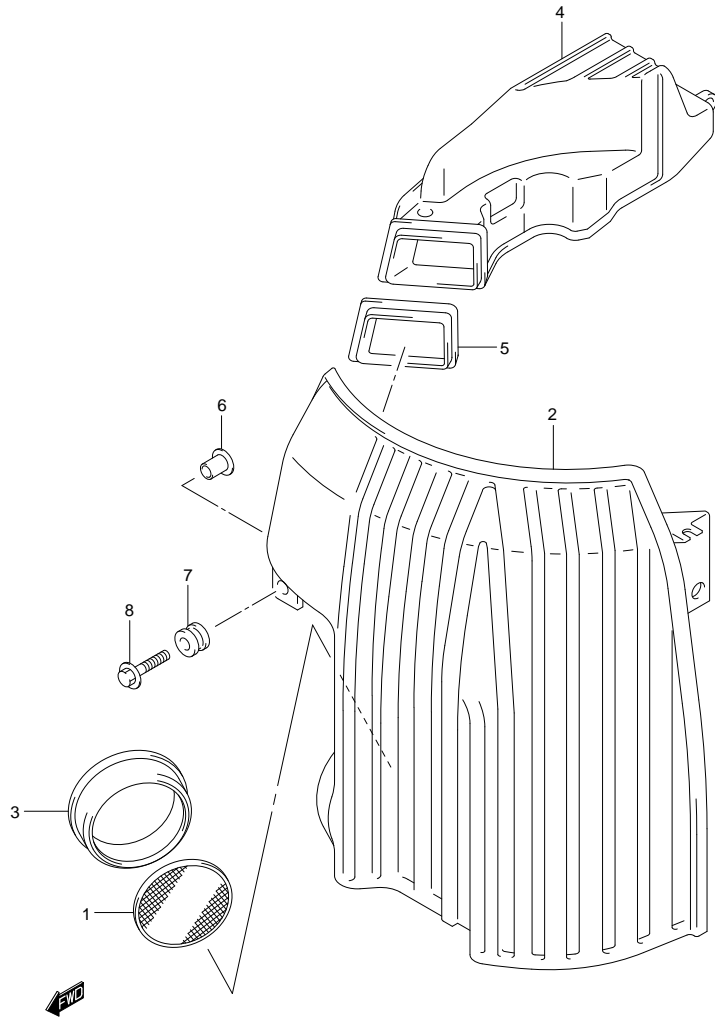
FIG.13

FIG.13 (1-C-4) INTAKE MANIFOLD



REF NO.	PART NO.	DESCRIPTION	QTY	REMARKS
1	13110-90J02	MANIFOLD, INTAKE	1	
2	13119-90J00	GASKET, INTAKE MANIFOLD	1	
3	13140-90J00	COVER, WTR JKT	1	
4	13145-90J00	O RING, WTR JKT COVER	1	
5	18134-77E00	GASKET, IAC VALVE	1	
6	18137-77E00	VALVE, IAC	1	
7	18141-90J00	HOSE, IAC	1	
8	09329-12004	CUSHION	1	
9	01421-08357	BOLT, STUD	1	
10	01421-08507	BOLT, STUD	1	
11	01550-06207	BOLT	10	
12	01550-08407	BOLT	8	
13	01550-08757	BOLT	1	
14	04211-11129	PIN	2	
15	08316-10087	NUT	2	

**FIG.14**



**FIG. 14 (1-C-5) SILENCER**

REF NO.	PART NO.	DESCRIPTION	Q' TY	REMARKS
1	13710-99E00	ARRESTER, FLAME	1	
2	13810-90J00	SILENCER	1	
3	13813-90J00	HOLDER, FLAME ARRESTER	1	
4	13840-90J00	DUCT, SILENCER	1	
5	13851-90J00	GROMMET, SILENCER	1	
6	09169-06075	WASHER	5	
7	09320-09039	CUSHION	5	
8	09116-06215	BOLT (6X30)	5	

FIG.15

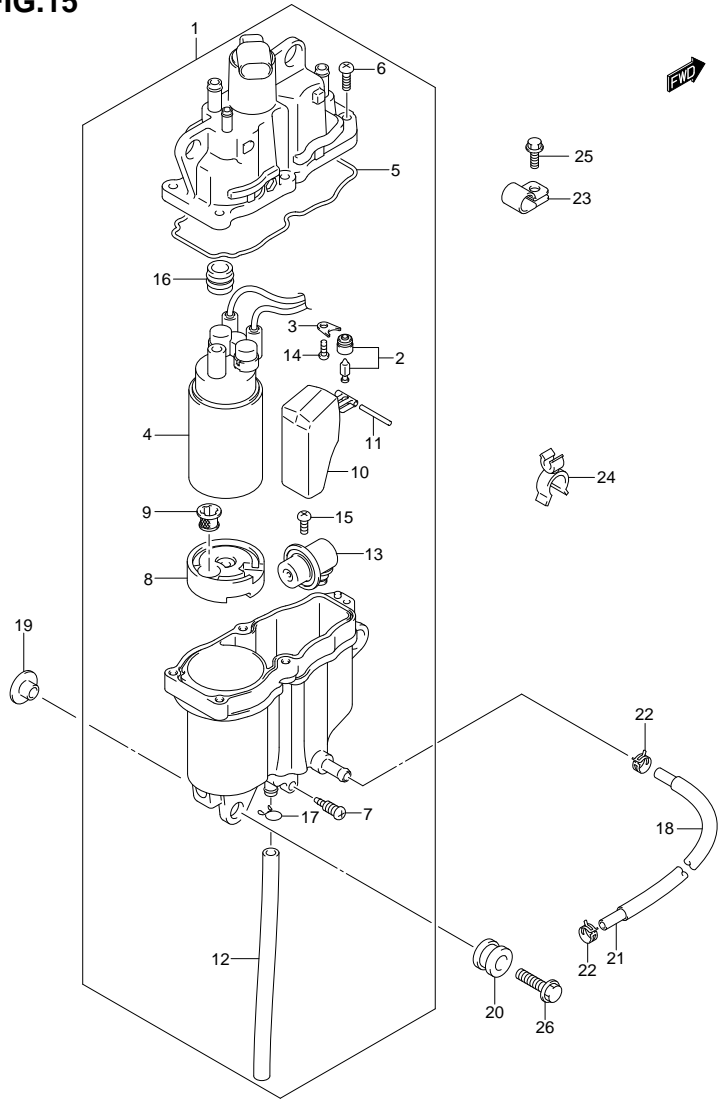
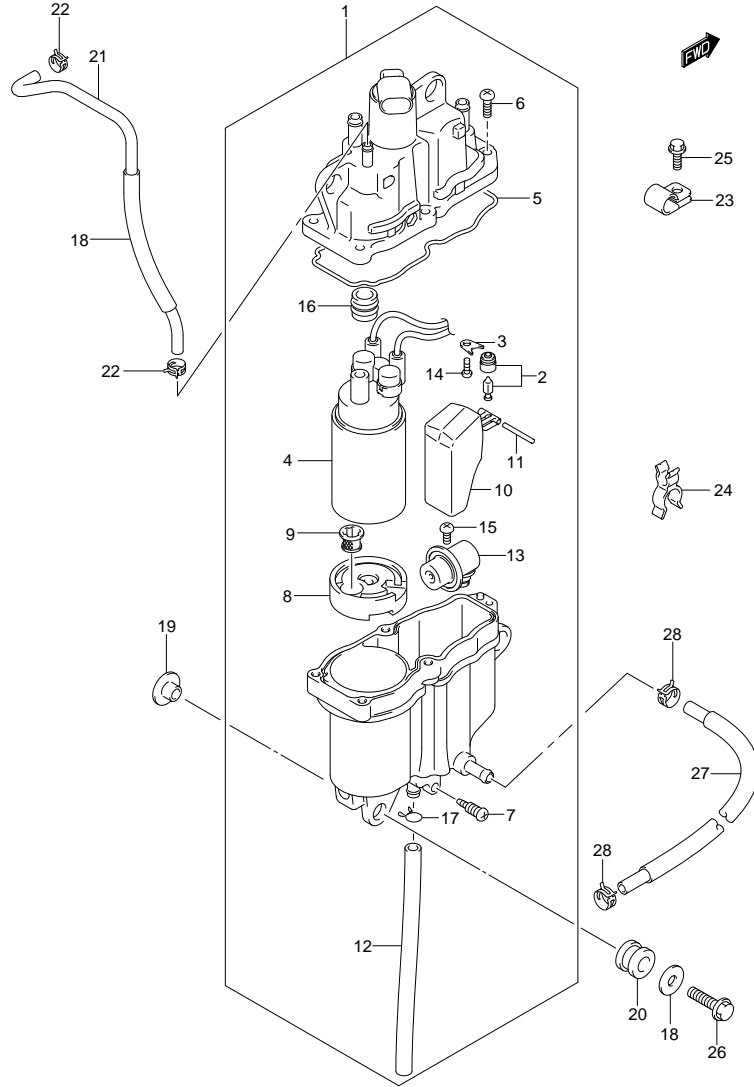


FIG.15 (1-C-6) FUEL VAPOR SEPARATOR (DF140T F1)

REF NO.	PART NO.	DESCRIPTION	Q'TY	REMARKS
1	15600-90J00	SEPARATOR, FUEL VAPOR	1	
2	13370-99E00	·VALVE, NEEDLE	1	
3	13373-39110	·PLATE	1	
4	15200-90J00	·PUMP, FUEL	1	
5	15626-90J00	·SEAL	1	
6	15628-99E00	·SCREW (L:15)	5	
7	15629-99E10	·SCREW, DRAIN	1	
8	15641-90J00	·SPACER	1	
9	15642-90J00	·FILTER	1	
10	15650-99E00	·FLOAT	1	
11	15654-99E00	·PIN	1	
12	15683-87J00	·HOSE, DRAIN	1	
13	15760-87J00	·REGULATOR	1	
14	02112-0408A	·SCREW	1	
15	02112-0510A	·SCREW	1	
16	15647-93J00	·BUSH	1	
17	13671-13F00	·CLIP	1	
18	18498-90J00	PROTECTOR, EVAP HOSE (L:290)	1	L:290->140
19	09169-06075	WASHER	3	
20	09320-09039	CUSHION	3	
21	09352-50823-600	HOSE	1	L:600->340
22	09401-08412	CLIP	2	
23	09403-13408	CLAMP	1	
24	09408-00124	CLAMP	1	
25	01550-06127	BOLT	1	
26	09116-06202	BOLT (6X25)	3	

**FIG.16**



**FIG. 16 (1-G-7) FUEL VAPOR SEPARATOR (DF140T F40)**

REF NO.	PART NO.	DESCRIPTION	Q'TY	REMARKS
1	15600-90J10	SEPARATOR, FUEL VAPOR	1	
2	13370-99E10	·VALVE, NEEDLE	1	
3	13373-99E10	·PLATE	1	
4	15200-90J10	·PUMP, FUEL	1	
5	15626-90J10	·SEAL	1	
6	15628-99E00	·SCREW (L:15)	5	
7	15629-99E10	·SCREW, DRAIN	1	
8	15641-90J10	·SPACER, FUEL PUMP	1	
9	15642-90J00	·FILTER, FUEL PUMP	1	
10	15650-99E00	·FLOAT	1	
11	15654-99E00	·PIN	1	
12	15683-87J00	·HOSE, DRAIN	1	L:240->120
13	15760-87J00	·REGULATOR	1	
14	13614-89J00	·SCREW	1	
15	15631-99E10	·SCREW, REGULATOR	1	
16	15647-93J10	·BUSH	1	
17	13671-13F00	·CLIP	1	
18	18498-90J00	PROTECTOR, EVAP HOSE (L:290)	1	L:290->140
19	09169-06075	WASHER	3	
20	09320-09039	CUSHION	3	
21	09352-50823-600	HOSE, EVAPORATION (5.0X8.2X600)	1	L:600->340
22	09401-08412	CLIP	2	
23	09403-13408	CLAMP	1	
24	09408-00124	CLAMP	1	
25	01550-06127	BOLT	1	
26	09116-06202	BOLT (6X25)	3	
27	15680-90J01	HOSE, FUEL	1	
28	09401-11425	CLIP	2	



FIG.17

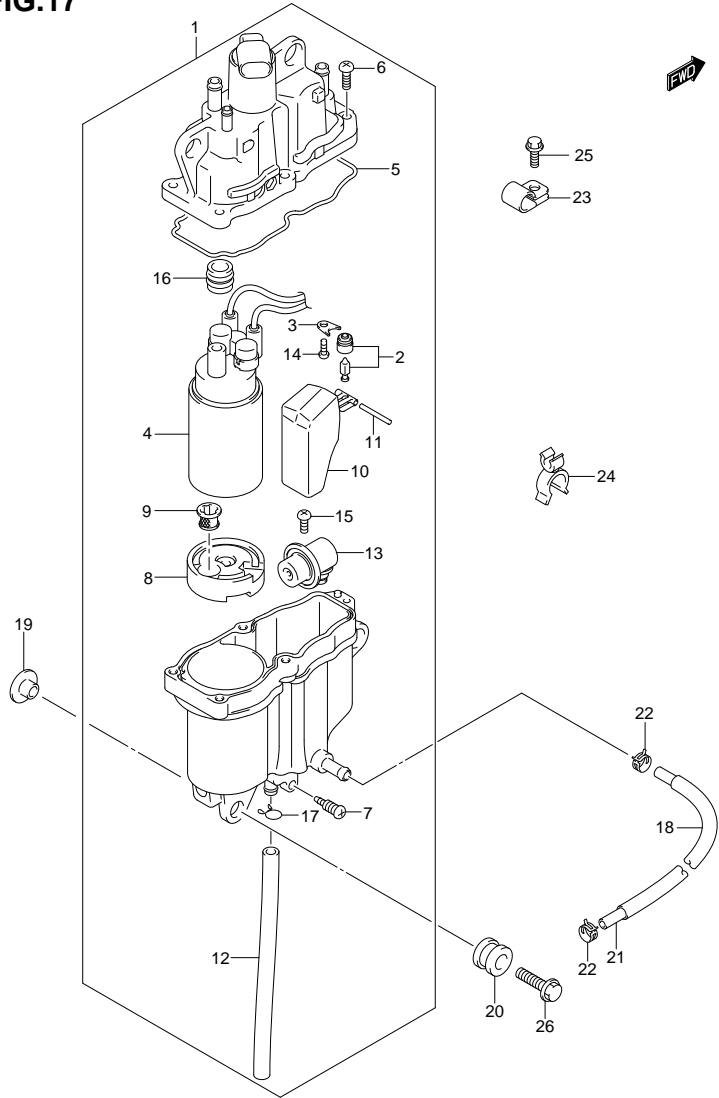
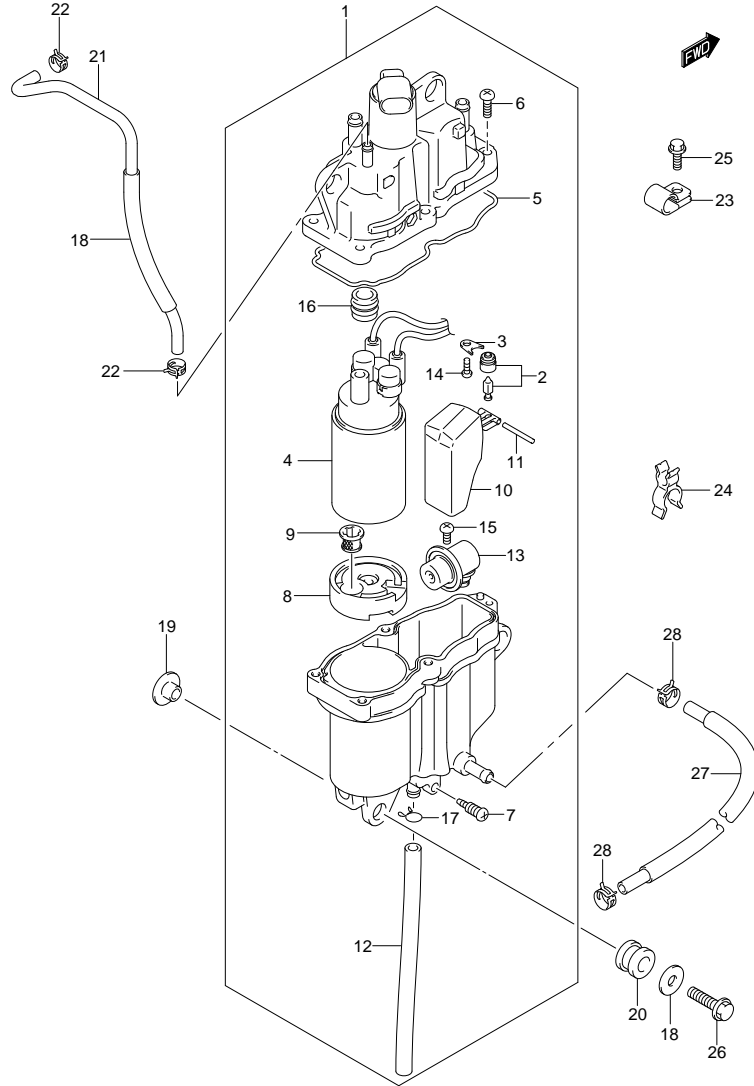


FIG.17 (1-G-8) FUEL VAPOR SEPARATOR (DF140Z F1)

REF NO.	PART NO.	DESCRIPTION	Q'TY	REMARKS
1	15600-90J00	SEPARATOR, FUEL VAPOR	1	
2	13370-99E00	·VALVE, NEEDLE	1	
3	13373-39110	·PLATE	1	
4	15200-90J00	·PUMP, FUEL	1	
5	15626-90J00	·SEAL	1	
6	15628-99E00	·SCREW (L:15)	5	
7	15629-99E10	·SCREW, DRAIN	1	
8	15641-90J00	·SPACER	1	
9	15642-90J00	·FILTER	1	
10	15650-99E00	·FLOAT	1	
11	15654-99E00	·PIN	1	
12	15683-87J00	·HOSE, DRAIN	1	
13	15760-87J00	·REGULATOR	1	
14	02112-0408A	·SCREW	1	
15	02112-0510A	·SCREW	1	
16	15647-93J00	·BUSH	1	
17	13671-13F00	·CLIP	1	
18	18498-90J00	PROTECTOR, EVAP HOSE (L:290)	1	L:290->140
19	09169-06075	WASHER	3	
20	09320-09039	CUSHION	3	
21	09352-50823-600	HOSE	1	L:600->340
22	09401-08412	CLIP	2	
23	09403-13408	CLAMP	1	
24	09408-00124	CLAMP	1	
25	01550-06127	BOLT	1	
26	09116-06202	BOLT (6X25)	3	

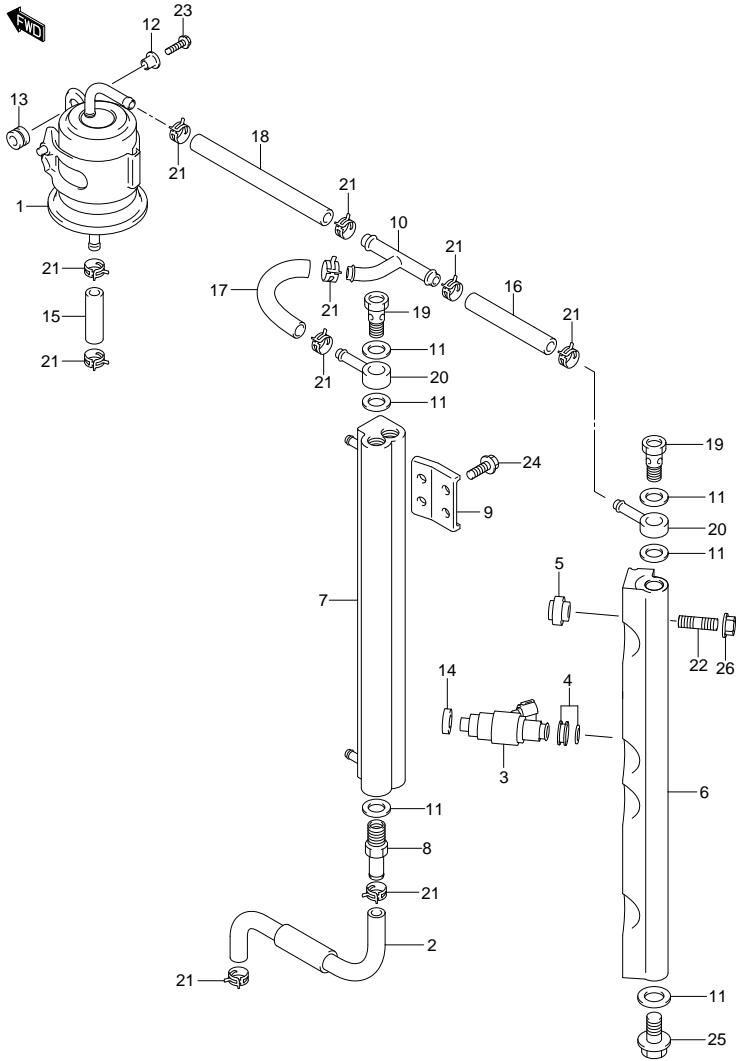
**FIG.18**



**FIG.18 (1-C-9) FUEL VAPOR SEPARATOR (DF140Z F40)**

REF. NO.	PART NO.	DESCRIPTION	Q'TY	REMARKS
1	15600-90J10	SEPARATOR, FUEL VAPOR	1	
2	13370-99E10	·VALVE, NEEDLE	1	
3	13373-99E10	·PLATE	1	
4	15200-90J10	·PUMP, FUEL	1	
5	15626-90J10	·SEAL	1	
6	15628-99E00	·SCREW (L:15)	5	
7	15629-99E10	·SCREW, DRAIN	1	
8	15641-90J10	·SPACER, FUEL PUMP	1	
9	15642-90J00	·FILTER, FUEL PUMP	1	
10	15650-99E00	·FLOAT	1	
11	15654-99E00	·PIN	1	
12	15683-87J00	·HOSE, DRAIN	1	L:240->120
13	15760-87J00	·REGULATOR	1	
14	13614-89J00	·SCREW	1	
15	15631-99E10	·SCREW, REGULATOR	1	
16	15647-93J10	·BUSH	1	
17	13671-13F00	·CLIP	1	
18	18498-90J00	PROTECTOR, EVAP HOSE (L:290)	1	L:290->140
19	09169-06075	WASHER	3	
20	09320-09039	CUSHION	3	
21	09352-50823-600	HOSE, EVAPORATION (5.0X8.2X600)	1	L:600->340
22	09401-08412	CLIP	2	
23	09403-13408	CLAMP	1	
24	09408-00124	CLAMP	1	
25	01550-06127	BOLT	1	
26	09116-06202	BOLT (6X25)	3	
27	15680-90J01	HOSE, FUEL	1	
28	09401-11425	CLIP	2	

**FIG.19**



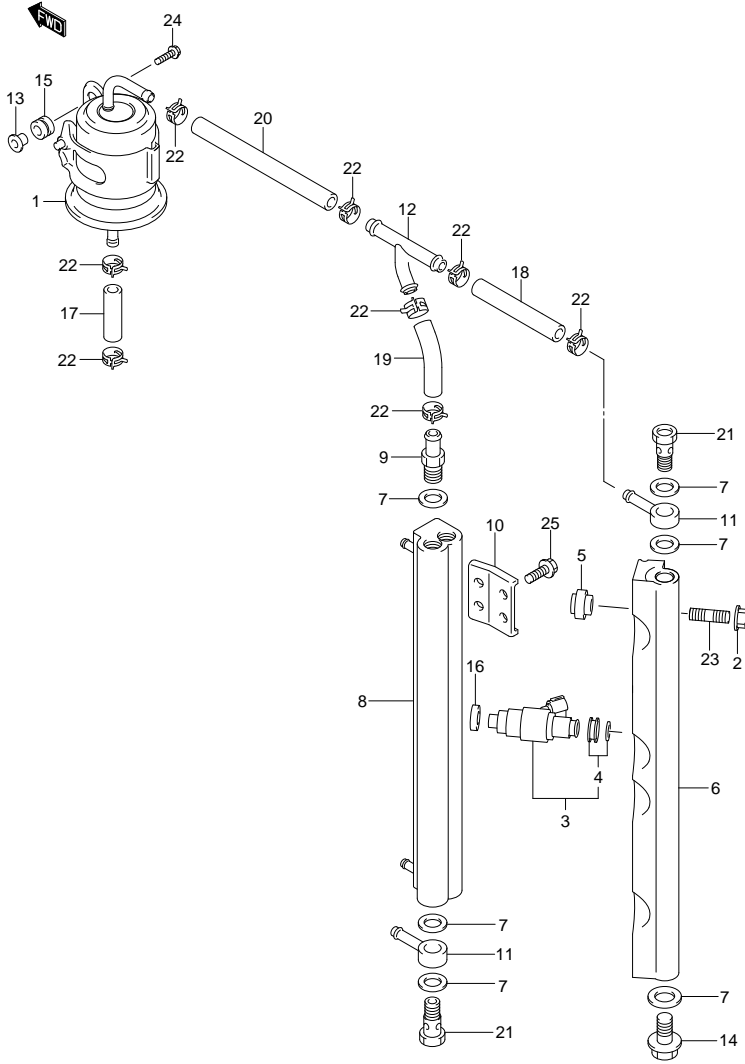
DF140 E01 012\_019  
FUEL INJECTOR

**FIG.19 (1-C-10) FUEL INJECTOR (DF140T E1)**

REF NO.	PART NO.	DESCRIPTION	Q'TY	REMARKS
1	15440-90J00	FILTER, FUEL	1	
2	15680-90J01	HOSE, FUEL	1	
3	15710-82K50	INJECTOR, FUEL	4	
4	15716-65DT0	GROMMET SET	4	
5	15735-58B00	INSULATOR, DELIVERY PIPE	2	
6	15751-90J10	PIPE, DELIVERY	1	
7	15770-90J02	COOLER, FUEL	1	
8	15773-90J00	UNION, FUEL HOSE	1	
9	15775-90J00	BRACKET, FUEL COOLER	2	
10	15830-99E00	UNION, 3 WAY FUEL HOSE	1	
11	09168-12013	GASKET (11.8X22X1.2)	6	
12	09169-06062	WASHER	2	
13	09320-08501	CUSHION	2	
14	09320-08062	CUSHION	4	
15	09343-75001-600	HOSE (SEPARATOR TO FILTER)	1	L:600->50
16	09343-75001-600	HOSE (3 WAY TO DLVY PIPE)	1	L:600->50
17	09343-75001-600	HOSE (3 WAY TO COOLER)	1	L:600->50
18	09343-75001-600	HOSE (FILTER TO 3 WAY)	1	L:600->110
19	09360-12008	UNION	2	
20	09363-08004	UNION	2	
21	09401-11425	CLIP	10	
22	01421-08357	STUD BOLT	2	
23	09116-06202	BOLT (6X25)	2	
24	01550-06167	BOLT	6	
25	01550-12167	BOLT	1	
26	08316-10087	NUT	2	

DF140 E01 012

**FIG.20**



DF140 E01 012\_020  
FUEL INJECTOR

**FIG. 20 (1-G-11) FUEL INJECTOR (DF140T E40)**

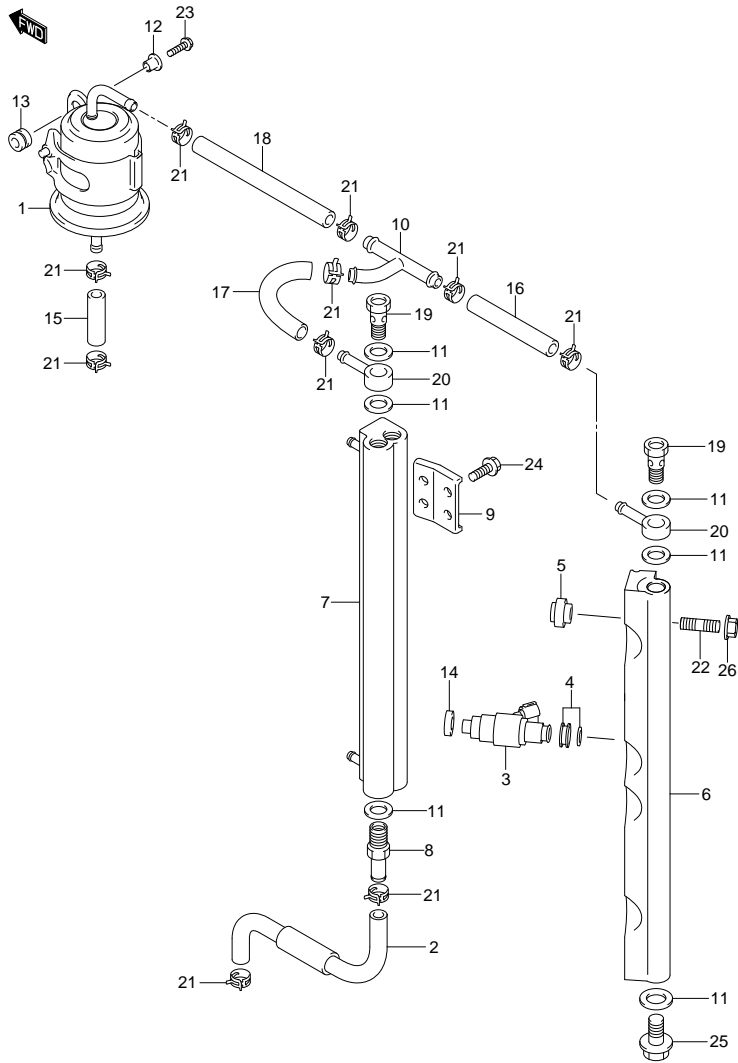
REF NO.	PART NO.	DESCRIPTION	Q T Y	REMARKS
1	15440-90J10	FILTER, FUEL	1	
2	08316-10087	NUT	2	
3	15710-82K50	INJECTOR, FUEL	4	
4	15716-65DT0	GROMMET SET	4	
5	15735-58B00	INSULATOR, DELIVERY PIPE	2	
6	15751-90J10	PIPE, DELIVERY	1	
7	15762-90J00	GASKET, UNION	6	
8	15770-90J02	COOLER, FUEL	1	
9	15773-90J00	UNION, FUEL HOSE	1	
10	15775-90J00	BRACKET, FUEL COOLER	2	
11	15830-90J00	JOINT, FUEL MAIN	2	
12	15830-99E00	UNION, 3 WAY FUEL HOSE	1	
13	09169-06062	WASHER	2	
14	09247-12013	PLUG	1	
15	09320-08501	CUSHION	2	
16	09320-08062	CUSHION	4	
17	09343-75001-600	HOSE (SEPARATOR TO FILTER)	1	L:600->50
18	09343-75001-600	HOSE (3 WAY TO DLVY PIPE)	1	L:600->50
19	09343-75001-600	HOSE (3 WAY TO COOLER)	1	L:600->50
20	09343-75001-600	HOSE (FILTER TO 3 WAY)	1	L:600->110
21	09360-12013	UNION	2	
22	09401-11425	CLIP	8	
23	01421-08357	BOLT, STUD	2	
24	09116-06202	BOLT (6X25)	2	
25	01550-06167	BOLT	6	

DF140 E01 012

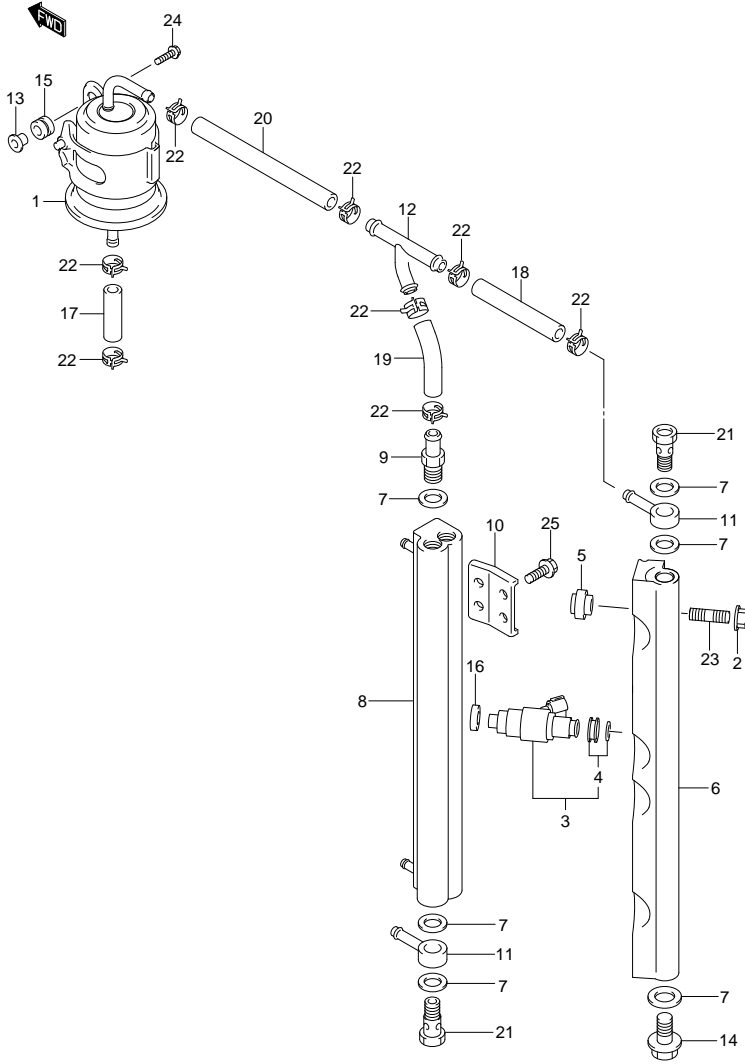
**FIG.21**

**FIG. 21 (1-G-12) FUEL INJECTOR (DF140Z E1)**

REF. NO.	PART NO.	DESCRIPTION	Q' TY	REMARKS
1	15440-90J00	FILTER, FUEL	1	
2	15680-90J01	HOSE, FUEL	1	
3	15710-82K50	INJECTOR, FUEL	4	
4	15716-65DT0	GROMMET SET	4	
5	15735-58B00	INSULATOR, DELIVERY PIPE	2	
6	15751-90J10	PIPE, DELIVERY	1	
7	15770-90J02	COOLER, FUEL	1	
8	15773-90J00	UNION, FUEL HOSE	1	
9	15775-90J00	BRACKET, FUEL COOLER	2	
10	15830-99E00	UNION, 3 WAY FUEL HOSE	1	
11	09168-12013	GASKET (11.8X22X1.2)	6	
12	09169-06062	WASHER	2	
13	09320-08501	CUSHION	2	
14	09320-08062	CUSHION	4	
15	09343-75001-600	HOSE (SEPARATOR TO FILTER)	1	L:600->50
16	09343-75001-600	HOSE (3 WAY TO DLVY PIPE)	1	L:600->50
17	09343-75001-600	HOSE (3 WAY TO COOLER)	1	L:600->50
18	09343-75001-600	HOSE (FILTER TO 3 WAY)	1	L:600->110
19	09360-12008	UNION	2	
20	09363-08004	UNION	2	
21	09401-11425	CLIP	10	
22	01421-08357	STUD BOLT	2	
23	09116-06202	BOLT (6X25)	2	
24	01550-06167	BOLT	6	
25	01550-12167	BOLT	1	
26	08316-10087	NUT	2	



**FIG.22**



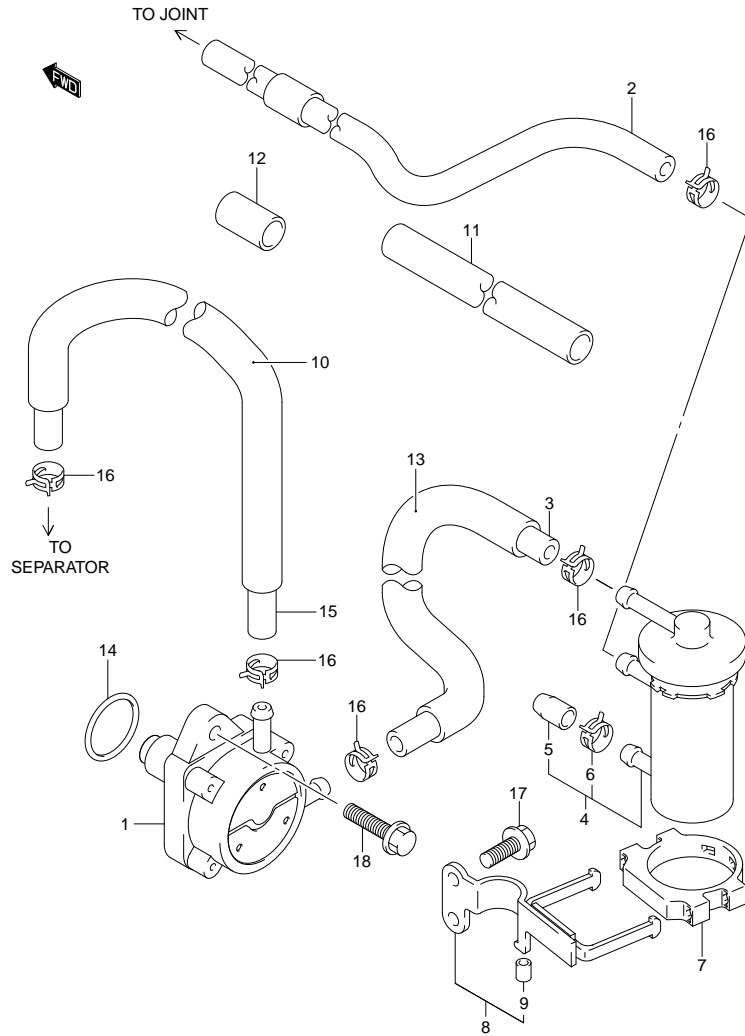
DF140 E01 012\_022  
FUEL INJECTOR

**FIG. 22 (1-C-13) FUEL INJECTOR (DF140Z E40)**

REF NO.	PART NO.	DESCRIPTION	Q'TY	REMARKS
1	15440-90J10	FILTER, FUEL	1	
2	08316-10087	NUT	2	
3	15710-82K50	INJECTOR, FUEL	4	
4	15716-65DT0	GROMMET SET	4	
5	15735-58B00	INSULATOR, DELIVERY PIPE	2	
6	15751-90J10	PIPE, DELIVERY	1	
7	15762-90J00	GASKET, UNION	6	
8	15770-90J02	COOLER, FUEL	1	
9	15773-90J00	UNION, FUEL HOSE	1	
10	15775-90J00	BRACKET, FUEL COOLER	2	
11	15830-90J00	JOINT, FUEL MAIN	2	
12	15830-99E00	UNION, 3 WAY FUEL HOSE	1	
13	09169-06062	WASHER	2	
14	09247-12013	PLUG	1	
15	09320-08501	CUSHION	2	
16	09320-08062	CUSHION	4	
17	09343-75001-600	HOSE (SEPARATOR TO FILTER)	1	L:600->50
18	09343-75001-600	HOSE (3 WAY TO DLVY PIPE)	1	L:600->50
19	09343-75001-600	HOSE (3 WAY TO COOLER)	1	L:600->50
20	09343-75001-600	HOSE (FILTER TO 3 WAY)	1	L:600->110
21	09360-12013	UNION	2	
22	09401-11425	CLIP	8	
23	01421-08357	BOLT, STUD	2	
24	09116-06202	BOLT (6X25)	2	
25	01550-06167	BOLT	6	

DF140 E01 012

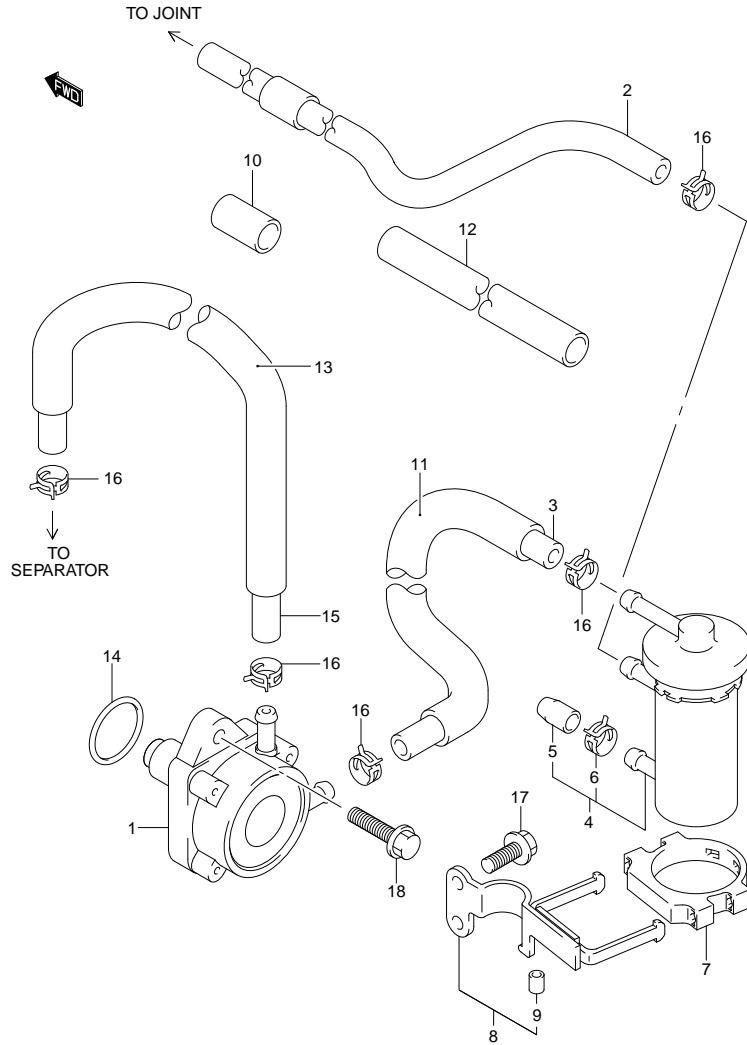
**FIG.23**



**FIG.23 (1-G-14) FUEL PUMP (DF140T E1)**

REF. NO.	PART NO.	DESCRIPTION	Q'TY	REMARKS
1	15100-90J1V	PUMP, FUEL	1	
2	15190-90J30	HOSE, FUEL (JOINT TO FILTER)	1	
3	15192-90J11	HOSE, FUEL (FILTER TO PUMP)	1	
4	15410-87J30	FILTER, FUEL	1	
5	15419-87J00	·CAP, FUEL FILTER	1	
6	09401-11423	·CLIP	1	
7	15422-96J00	CLAMP, FUEL FILTER	1	
8	15420-90J30	BRACKET, FUEL FILTER	1	
9	09320-05016	·CUSHION, BRACKET	1	
10	18498-99E10	PROTECTOR, FUEL HOSE (610)	1	L:610->450
11	18498-99E10	PROTECTOR, FUEL HOSE (610)	1	L:610->510
12	18498-99E10	PROTECTOR, FUEL HOSE (610)	1	L:610->180
13	18498-99E10	PROTECTOR, FUEL HOSE (610)	1	L:610->230
14	09280-26005	O RING (D:2.4, ID:26.2)	1	
15	09343-70503-600	HOSE, FUEL (PUMP TO SEPARATOR)	1	L:600->540
16	09401-11423	CLIP	5	
17	01550-06167	BOLT	2	
18	01550-06257	BOLT	2	

**FIG.24**

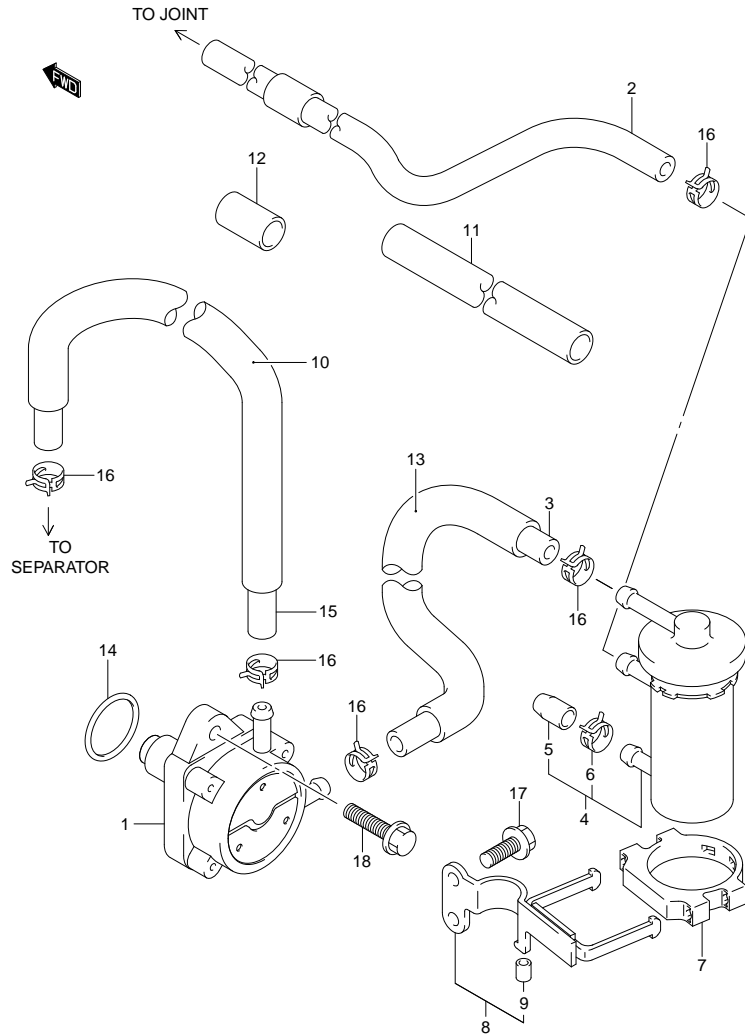


**FIG. 24 (1-G-15) FUEL PUMP (DF140T E40)**

REF. NO.	PART NO.	DESCRIPTION	QTY	REMARKS
1	15100-90J1V	PUMP, FUEL	1	
2	15190-90J30	HOSE, FUEL (JOINT TO FILTER)	1	
3	15192-90J11	HOSE, FUEL (FILTER TO PUMP)	1	
4	15410-87J30	FILTER, FUEL	1	
5	15419-87J00	·CAP, FUEL FILTER	1	
6	09401-11423	·CLIP	1	
7	15422-96J00	CLAMP, FUEL FILTER	1	
8	15420-90J30	BRACKET, FUEL FILTER	1	
9	09320-05016	·CUSHION, BRACKET	1	
10	18498-99E10	PROTECTOR, FUEL HOSE	1	L:610->180
11	18498-99E10	PROTECTOR, FUEL HOSE	1	L:610->230
12	18498-99E10	PROTECTOR, FUEL HOSE	1	L:610->510
13	18498-99E10	PROTECTOR, FUEL HOSE	1	L:610->450
14	09280-26005	O RING (D:2.4,ID:26.2)	1	
15	09343-70503-600	HOSE, FUEL (PUMP TO SEPARATOR)	1	L:600->540
16	09401-11423	CLIP	5	
17	01550-06167	BOLT	2	
18	01550-06257	BOLT	2	



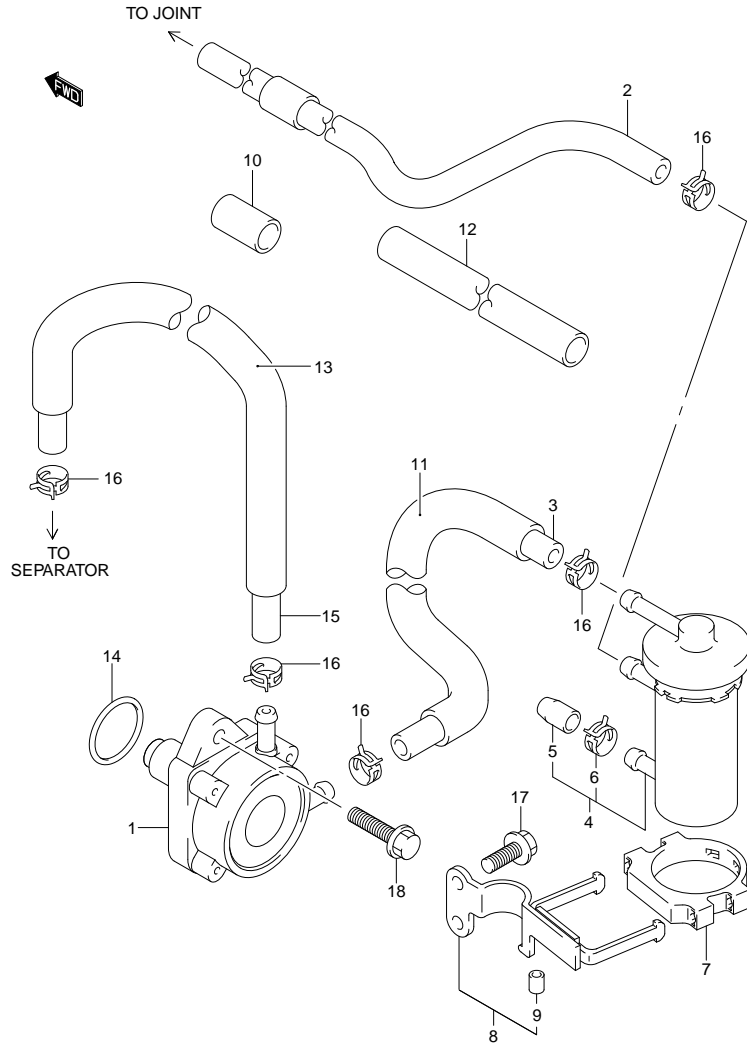
**FIG.25**



**FIG. 25 (1-D-2) FUEL PUMP (DF140Z E1)**

REF. NO.	PART NO.	DESCRIPTION	Q'TY	REMARKS
1	15100-90J1V	PUMP, FUEL	1	
2	15190-90J30	HOSE, FUEL (JOINT TO FILTER)	1	
3	15192-90J11	HOSE, FUEL (FILTER TO PUMP)	1	
4	15410-87J30	FILTER, FUEL	1	
5	15419-87J00	·CAP, FUEL FILTER	1	
6	09401-11423	·CLIP	1	
7	15422-96J00	CLAMP, FUEL FILTER	1	
8	15420-90J30	BRACKET, FUEL FILTER	1	
9	09320-05016	·CUSHION, BRACKET	1	
10	18498-99E10	PROTECTOR, FUEL HOSE (610)	1	L:610->450
11	18498-99E10	PROTECTOR, FUEL HOSE (610)	1	L:610->510
12	18498-99E10	PROTECTOR, FUEL HOSE (610)	1	L:610->180
13	18498-99E10	PROTECTOR, FUEL HOSE (610)	1	L:610->230
14	09280-26005	O RING (D:2.4, ID:26.2)	1	
15	09343-70503-600	HOSE, FUEL (PUMP TO SEPARATOR)	1	L:600->540
16	09401-11423	CLIP	5	
17	01550-06167	BOLT	2	
18	01550-06257	BOLT	2	

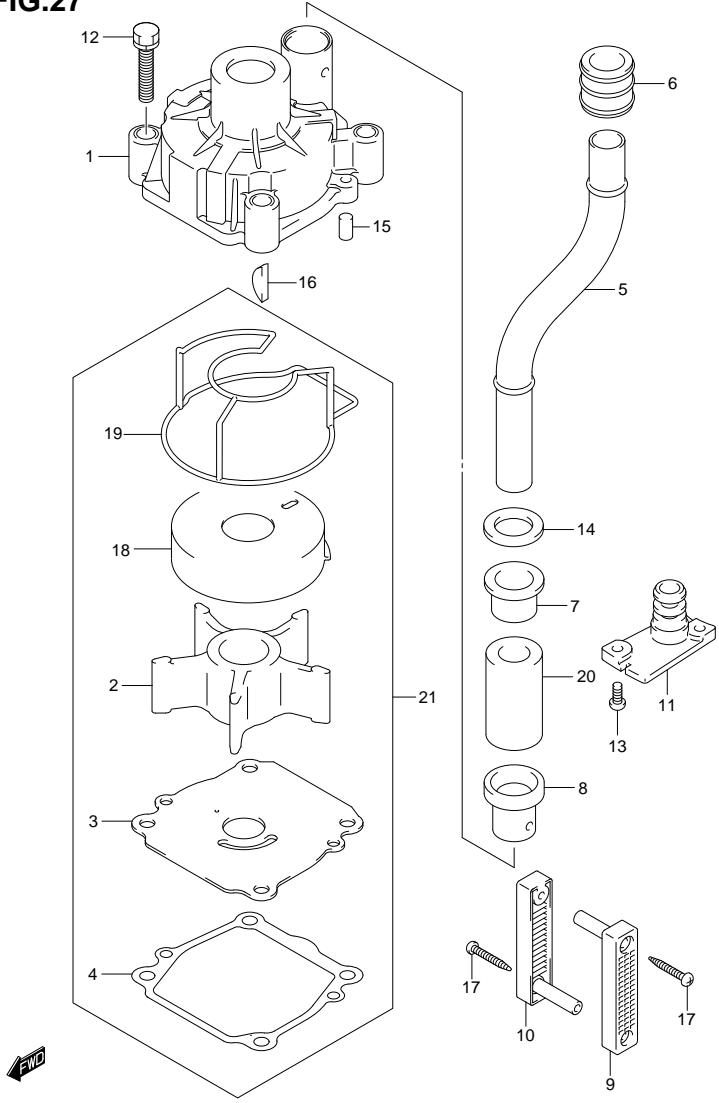
**FIG.26**



**FIG. 26 (1-D-3) FUEL PUMP (DF140Z E40)**

REF. NO.	PART NO.	DESCRIPTION	Q'TY	REMARKS
1	15100-90J1V	PUMP, FUEL	1	
2	15190-90J30	HOSE, FUEL (JOINT TO FILTER)	1	
3	15192-90J11	HOSE, FUEL (FILTER TO PUMP)	1	
4	15410-87J30	FILTER, FUEL	1	
5	15419-87J00	·CAP, FUEL FILTER	1	
6	09401-11423	·CLIP	1	
7	15422-96J00	CLAMP, FUEL FILTER	1	
8	15420-90J30	BRACKET, FUEL FILTER	1	
9	09320-05016	·CUSHION, BRACKET	1	
10	18498-99E10	PROTECTOR, FUEL HOSE	1	L:610->180
11	18498-99E10	PROTECTOR, FUEL HOSE	1	L:610->230
12	18498-99E10	PROTECTOR, FUEL HOSE	1	L:610->510
13	18498-99E10	PROTECTOR, FUEL HOSE	1	L:610->450
14	09280-26005	O RING (D:2.4, ID:26.2)	1	
15	09343-70503-600	HOSE, FUEL (PUMP TO SEPARATOR)	1	L:600->540
16	09401-11423	CLIP	5	
17	01550-06167	BOLT	2	
18	01550-06257	BOLT	2	

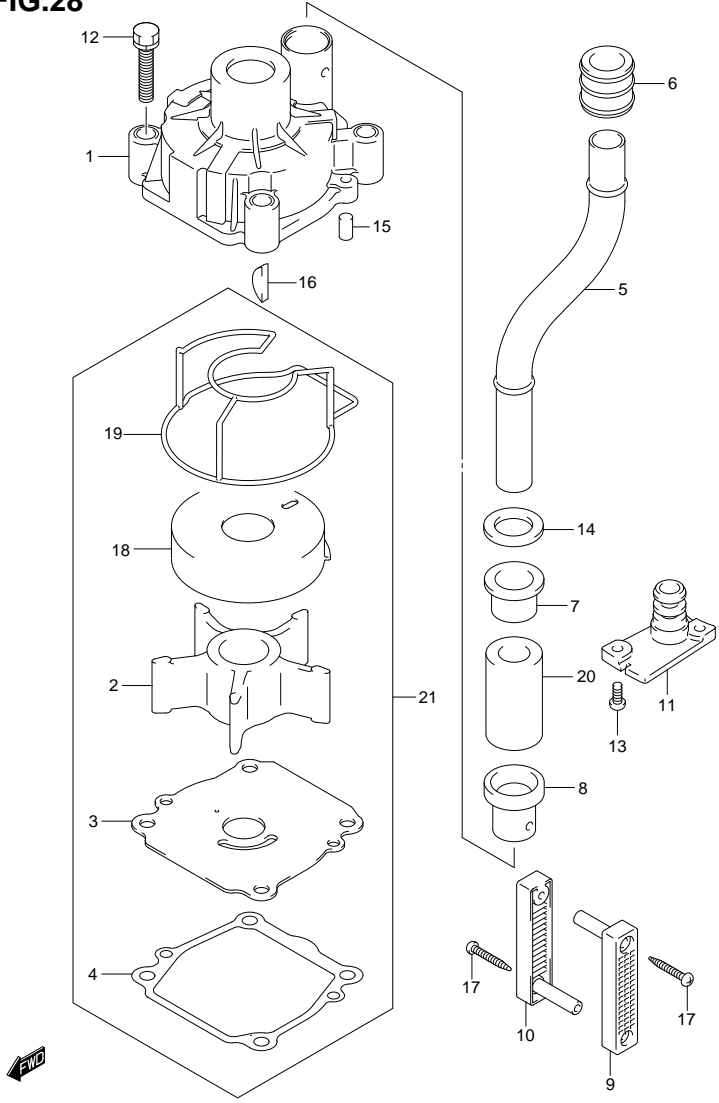
**FIG.27**



**FIG. 27 (1-D-4) WATER PUMP (DF140T E1)**

REF NO.	PART NO.	DESCRIPTION	Q'TY	REMARKS
1	17410-92J00	CASE, WATER PUMP	1	
2	17461-90J01	IMPELLER, WATER PUMP	1	
3	17471-92J00	PANEL, PUMP CASE UNDER	1	
4	17472-87E10	GASKET, PUMP CASE PANEL	1	
5-1	17561-90J02	TUBE, WATER (L)	1	W/TRANSOM(L)
5-2	17561-90J12	TUBE, WATER (X)	1	W/TRANSOM(X)
6	17562-90J00	BUSH, WATER TUBE UPPER	1	
7	17563-87D00	BUSH, WATER TUBE LOWER	1	
8	17564-87D00	BUSH, WATER PUMP CASE	1	
9	17631-90J00	FILTER, WATER PORT SIDE	1	
10	17632-90J00	FILTER, WATER STBD SIDE	1	
11	17635-90J00	PLUG, SUB WATER TUBE	1	
12	09116-08131	BOLT (8X45)	4	
13	09125-05046	SCREW (5X12)	2	
14	09161-16008	WASHER (15.8X26X1.0)	1	
15	09202-06031	PIN, KNOCK	2	
16	09420-05009	KEY	1	
17	09132-04034	SCREW (4X18)	2	
18	17413-92J01	SLEEVE, WATER PUMP CASE	1	
19	17416-92J10	SEALING, WATER PUMP CASE	1	
20	17612-90J00	SPACER, WATER TUBE (X)	1	W/TRANSOM(X)
21	17400-92J21	WATER PUMP REPAIR KIT	1	OPT

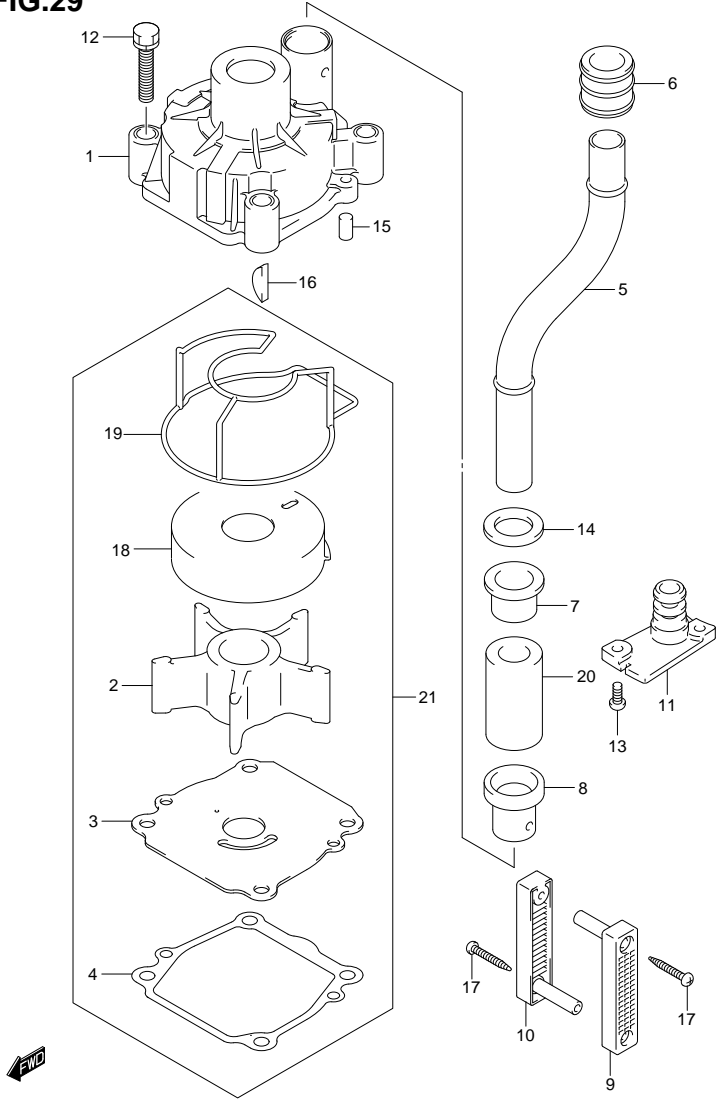
**FIG.28**



**FIG. 28 (1-D-5) WATER PUMP (DF140T E40)**

REF NO.	PART NO.	DESCRIPTION	Q'TY	REMARKS
1	17410-92J00	CASE, WATER PUMP	1	
2	17461-90J01	IMPELLER, WATER PUMP	1	
3	17471-92J10	PANEL, PUMP CASE UNDER	1	
4	17472-87E10	GASKET, PUMP CASE PANEL	1	
5-1	17561-90J02	TUBE, WATER (L)	1	W/TRANSOM(L)
5-2	17561-90J12	TUBE, WATER (X)	1	W/TRANSOM(X)
6	17562-90J00	BUSH, WATER TUBE UPPER	1	
7	17563-87D00	BUSH, WATER TUBE LOWER	1	
8	17564-87D00	BUSH, WATER PUMP CASE	1	
9	17631-90J00	FILTER, WATER PORT SIDE	1	
10	17632-90J00	FILTER, WATER STBD SIDE	1	
11	17635-90J00	PLUG, SUB WATER TUBE	1	
12	09116-08131	BOLT (8X45)	4	
13	09125-05046	SCREW (5X12)	2	
14	09161-16008	WASHER (15.8X26X1.0)	1	
15	09202-06031	PIN, KNOCK	2	
16	09420-05009	KEY	1	
17	09132-04034	SCREW (4X18)	2	
18	17413-92J11	SLEEVE, WATER PUMP CASE	1	
19	17416-92J10	SEALING, WATER PUMP CASE	1	
20	17612-90J00	SPACER, WATER TUBE (X)	1	W/TRANSOM(X)
21	17400-92J21	WATER PUMP REPAIR KIT	1	OPT

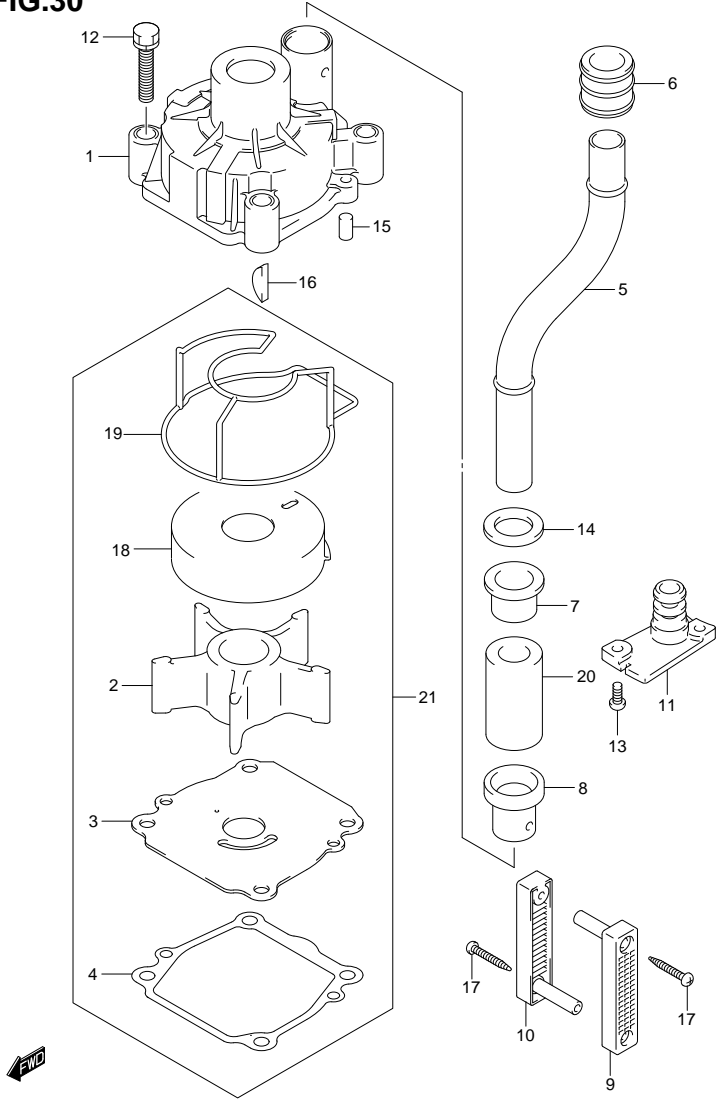
**FIG.29**



**FIG. 29 (1-D-6) WATER PUMP (DF140Z E1)**

REF NO.	PART NO.	DESCRIPTION	Q'TY	REMARKS
1	17410-92J00	CASE, WATER PUMP	1	
2	17461-90J01	IMPELLER, WATER PUMP	1	
3	17471-92J00	PANEL, PUMP CASE UNDER	1	
4	17472-87E10	GASKET, PUMP CASE PANEL	1	
5-1	17561-90J02	TUBE, WATER (L)	1	W/TRANSOM(L)
5-2	17561-90J12	TUBE, WATER (X)	1	W/TRANSOM(X)
6	17562-90J00	BUSH, WATER TUBE UPPER	1	
7	17563-87D00	BUSH, WATER TUBE LOWER	1	
8	17564-87D00	BUSH, WATER PUMP CASE	1	
9	17631-90J00	FILTER, WATER PORT SIDE	1	
10	17632-90J00	FILTER, WATER STBD SIDE	1	
11	17635-90J00	PLUG, SUB WATER TUBE	1	
12	09116-08131	BOLT (8X45)	4	
13	09125-05046	SCREW (5X12)	2	
14	09161-16008	WASHER (15.8X26X1.0)	1	
15	09202-06031	PIN, KNOCK	2	
16	09420-05009	KEY	1	
17	09132-04034	SCREW (4X18)	2	
18	17413-92J01	SLEEVE, WATER PUMP CASE	1	
19	17416-92J10	SEALING, WATER PUMP CASE	1	
20	17612-90J00	SPACER, WATER TUBE (X)	1	W/TRANSOM(X)
21	17400-92J21	WATER PUMP REPAIR KIT	1	OPT

**FIG.30**



**FIG. 30 (1-D-7) WATER PUMP (DF140Z E40)**

REF NO.	PART NO.	DESCRIPTION	Q'TY	REMARKS
1	17410-92J00	CASE, WATER PUMP	1	
2	17461-90J01	IMPELLER, WATER PUMP	1	
3	17471-92J10	PANEL, PUMP CASE UNDER	1	
4	17472-87E10	GASKET, PUMP CASE PANEL	1	
5-1	17561-90J02	TUBE, WATER (L)	1	W/TRANSOM(L)
5-2	17561-90J12	TUBE, WATER (X)	1	W/TRANSOM(X)
6	17562-90J00	BUSH, WATER TUBE UPPER	1	
7	17563-87D00	BUSH, WATER TUBE LOWER	1	
8	17564-87D00	BUSH, WATER PUMP CASE	1	
9	17631-90J00	FILTER, WATER PORT SIDE	1	
10	17632-90J00	FILTER, WATER STBD SIDE	1	
11	17635-90J00	PLUG, SUB WATER TUBE	1	
12	09116-08131	BOLT (8X45)	4	
13	09125-05046	SCREW (5X12)	2	
14	09161-16008	WASHER (15.8X26X1.0)	1	
15	09202-06031	PIN, KNOCK	2	
16	09420-05009	KEY	1	
17	09132-04034	SCREW (4X18)	2	
18	17413-92J11	SLEEVE, WATER PUMP CASE	1	
19	17416-92J10	SEALING, WATER PUMP CASE	1	
20	17612-90J00	SPACER, WATER TUBE (X)	1	W/TRANSOM(X)
21	17400-92J21	WATER PUMP REPAIR KIT	1	OPT

FIG.31

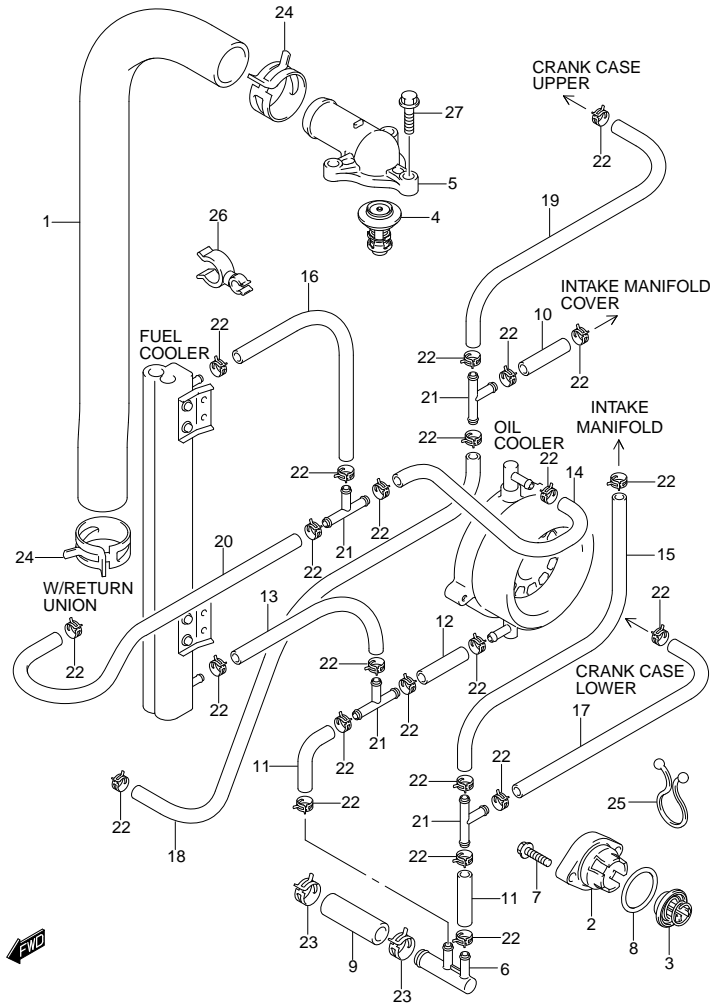
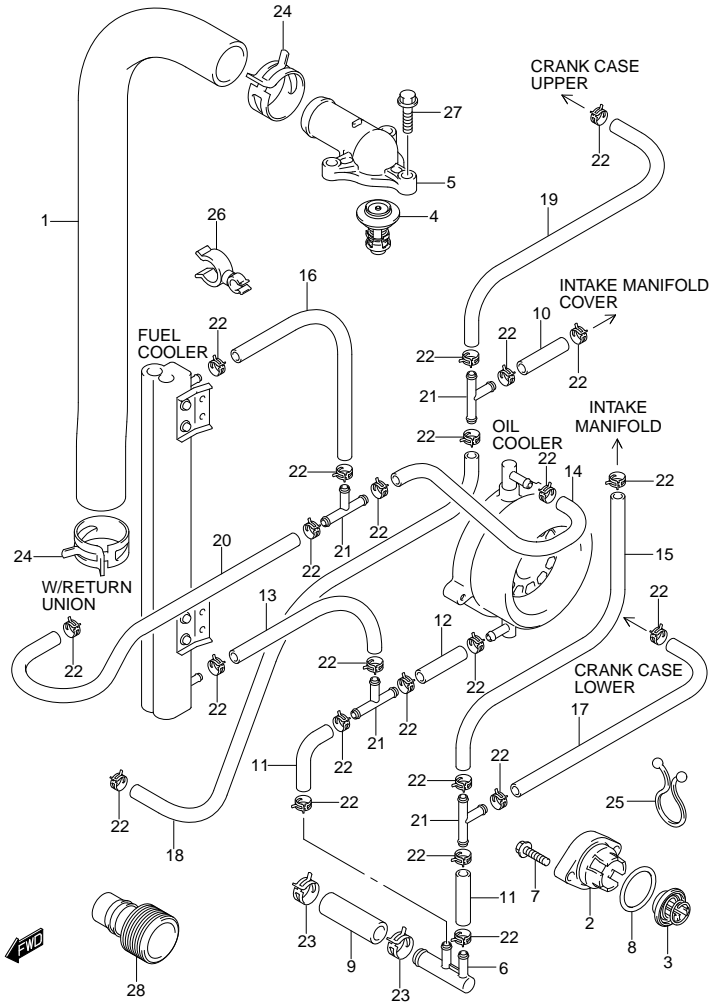


FIG. 31 (1-D-8) THERMOSTAT (DF140T E1)

REF NO.	PART NO.	DESCRIPTION	Q' TY	REMARKS
1	11196-90J00	HOSE, WATER RETURN	1	
2	17611-90J00-0EP	COVER, WATER PRESS VALVE	1	
3	17660-90J00	VALVE, WATER PRESSURE	1	
4-1	17670-90J00	THERMOSTAT (60°C)	1	
4-2	17670-90J10	THERMOSTAT (71°C)	1	OPT
5	17681-90J01	COVER, THERMOSTAT	1	
6	17711-90J00	3 WAY, WATER HOSE	1	
7	09116-06121	BOLT (6X25)	2	
8	09280-26006	O RING (D:3.1, ID:26.4)	1	
9	09352-11153-600	HOSE (HOLDER TO 3 WAY)	1	L:600->50
10	09352-50903-600	HOSE (INMF COVER TO 3 WAY)	1	L:600->50
11	09352-50903-600	HOSE (3 WAY TO 3 WAY)	2	L:600->70
12	09352-50903-600	HOSE (3 WAY TO OIL CLR)	1	L:600->50
13	09352-50903-600	HOSE (3 WAY TO FUEL CLR)	1	L:600->160
14	09352-50903-600	HOSE (OIL CLR TO 3 WAY)	1	L:600->160
15	09352-50903-600	HOSE (3 WAY TO INMF)	1	L:600->200
16	09352-50903-600	HOSE (FUEL CLR TO 3 WAY)	1	L:600->230
17	09352-50903-600	HOSE (3 WAY TO CRKC LOWER)	1	L:600->370
18	09352-50903-600	HOSE (3 WAY TO INDICATOR)	1	L:600->370
19	09352-50903-600	HOSE (CRKC UPPER TO 3 WAY)	1	L:600->450
20	09352-50903-600	HOSE (3 WAY TO HOLDER)	1	L:600->480
21	09367-06002	3 WAY, WATER HOSE	4	
22	09401-08413	CLIP	24	
23	09401-14409	CLIP	2	
24	09401-31407	CLIP	2	
25	09408-00024	CLIP	1	
26	09408-00069	CLIP	1	
27	01550-06257	BOLT	3	

FIG.32



DF140 E01 012\_032  
THERMOSTAT

FIG.32 (1-D-9) THERMOSTAT (DF140T E40)

REF NO.	PART NO.	DESCRIPTION	Q' TY	REMARKS
1	11196-90J00	HOSE, WATER RETURN	1	
2	17611-90J00-0EP	COVER, WATER PRESS VALVE	1	
3	17660-90J00	VALVE, WATER PRESSURE	1	
4-1	17670-90J00	THERMOSTAT (60°C)	1	
4-2	17670-90J10	THERMOSTAT (71°C)	1	OPT
5	17681-90J01	COVER, THERMOSTAT	1	
6	17711-90J00	3 WAY, WATER HOSE	1	
7	09116-06121	BOLT (6X25)	2	
8	09280-26006	O RING (D:3.1, ID:26.4)	1	
9	09352-11153-600	HOSE (HOLDER TO 3 WAY)	1	L:600->50
10	09352-50903-600	HOSE (INMF COVER TO 3 WAY)	1	L:600->50
11	09352-50903-600	HOSE (3 WAY TO 3 WAY)	2	L:600->70
12	09352-50903-600	HOSE (3 WAY TO OIL CLR)	1	L:600->50
13	09352-50903-600	HOSE (3 WAY TO FUEL CLR)	1	L:600->160
14	09352-50903-600	HOSE (OIL CLR TO 3 WAY)	1	L:600->160
15	09352-50903-600	HOSE (3 WAY TO INMF)	1	L:600->200
16	09352-50903-600	HOSE (FUEL CLR TO 3 WAY)	1	L:600->230
17	09352-50903-600	HOSE (3 WAY TO CRKC LOWER)	1	L:600->370
18	09352-50903-600	HOSE (3 WAY TO INDICATOR)	1	L:600->370
19	09352-50903-600	HOSE (CRKC UPPER TO 3 WAY)	1	L:600->450
20	09352-50903-600	HOSE (3 WAY TO HOLDER)	1	L:600->480
21	09367-06002	3 WAY, WATER HOSE	4	
22	09401-08413	CLIP	24	
23	09401-14409	CLIP	2	
24	09401-31407	CLIP	2	
25	09408-00024	CLIP	1	
26	09408-00069	CLIP	1	
27	01550-06257	BOLT	3	
28	17917-87L00	CONNECTOR, FLUSH WATER	1	

DF140 E01 012



FIG.33

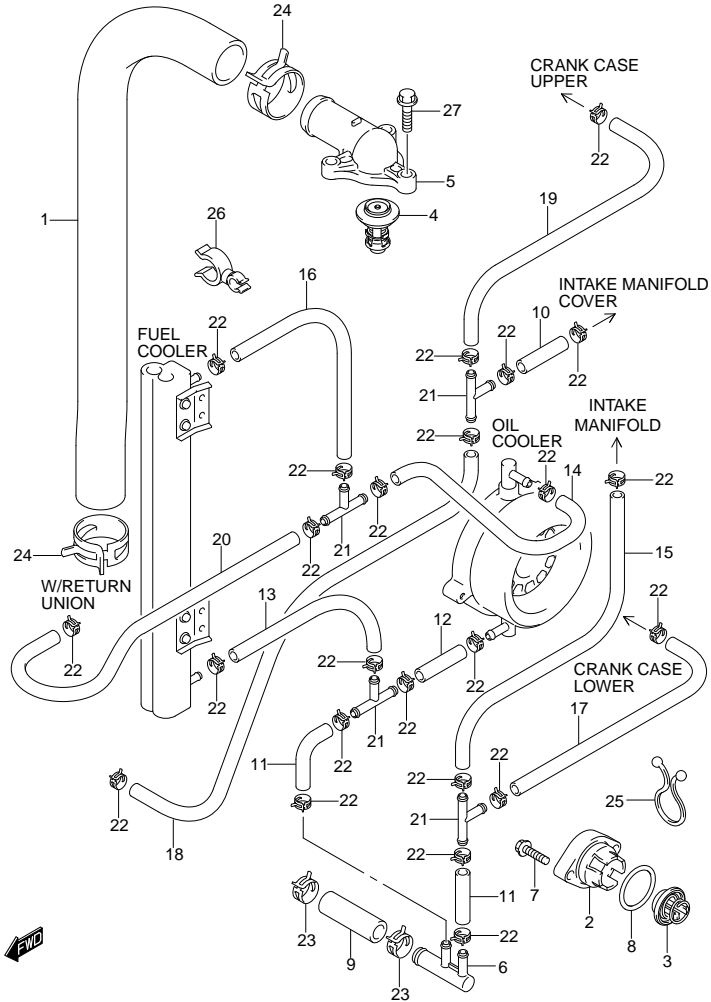
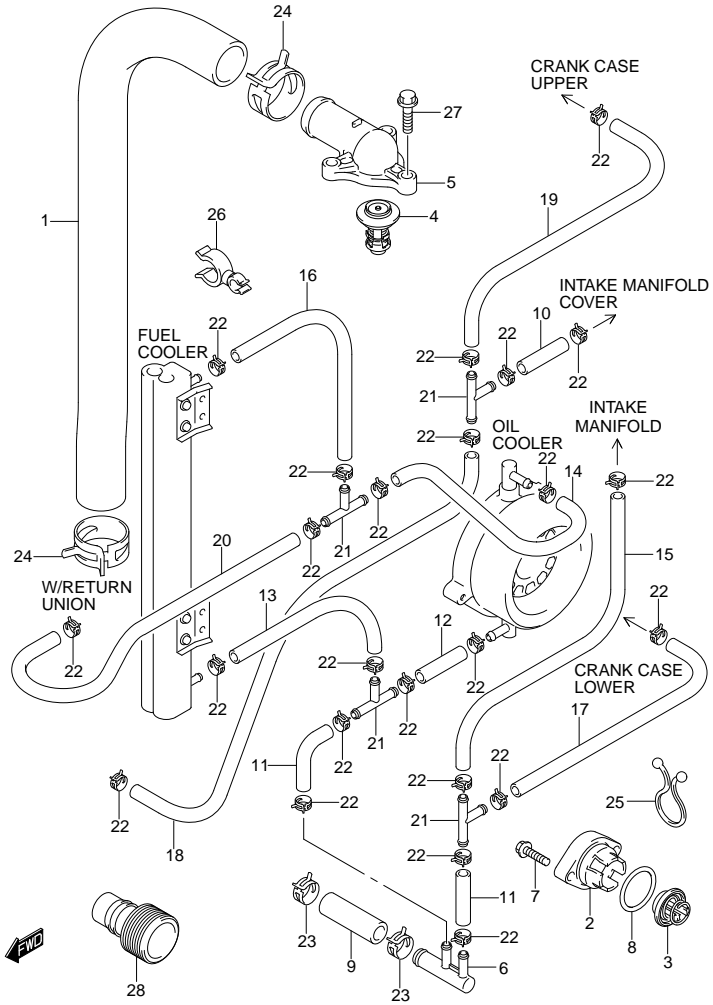


FIG. 33 (1-D-10) THERMOSTAT (DF140Z E1)

REF NO.	PART NO.	DESCRIPTION	Q' TY	REMARKS
1	11196-90J00	HOSE, WATER RETURN	1	
2	17611-90J00-0EP	COVER, WATER PRESS VALVE	1	
3	17660-90J00	VALVE, WATER PRESSURE	1	
4-1	17670-90J00	THERMOSTAT (60°C)	1	
4-2	17670-90J10	THERMOSTAT (71°C)	1	OPT
5	17681-90J01	COVER, THERMOSTAT	1	
6	17711-90J00	3 WAY, WATER HOSE	1	
7	09116-06121	BOLT (6X25)	2	
8	09280-26006	O RING (D:3.1, ID:26.4)	1	
9	09352-11153-600	HOSE (HOLDER TO 3 WAY)	1	L:600->50
10	09352-50903-600	HOSE (INMF COVER TO 3 WAY)	1	L:600->50
11	09352-50903-600	HOSE (3 WAY TO 3 WAY)	2	L:600->70
12	09352-50903-600	HOSE (3 WAY TO OIL CLR)	1	L:600->50
13	09352-50903-600	HOSE (3 WAY TO FUEL CLR)	1	L:600->160
14	09352-50903-600	HOSE (OIL CLR TO 3 WAY)	1	L:600->160
15	09352-50903-600	HOSE (3 WAY TO INMF)	1	L:600->200
16	09352-50903-600	HOSE (FUEL CLR TO 3 WAY)	1	L:600->230
17	09352-50903-600	HOSE (3 WAY TO CRKC LOWER)	1	L:600->370
18	09352-50903-600	HOSE (3 WAY TO INDICATOR)	1	L:600->370
19	09352-50903-600	HOSE (CRKC UPPER TO 3 WAY)	1	L:600->450
20	09352-50903-600	HOSE (3 WAY TO HOLDER)	1	L:600->480
21	09367-06002	3 WAY, WATER HOSE	4	
22	09401-08413	CLIP	24	
23	09401-14409	CLIP	2	
24	09401-31407	CLIP	2	
25	09408-00024	CLIP	1	
26	09408-00069	CLIP	1	
27	01550-06257	BOLT	3	

FIG.34



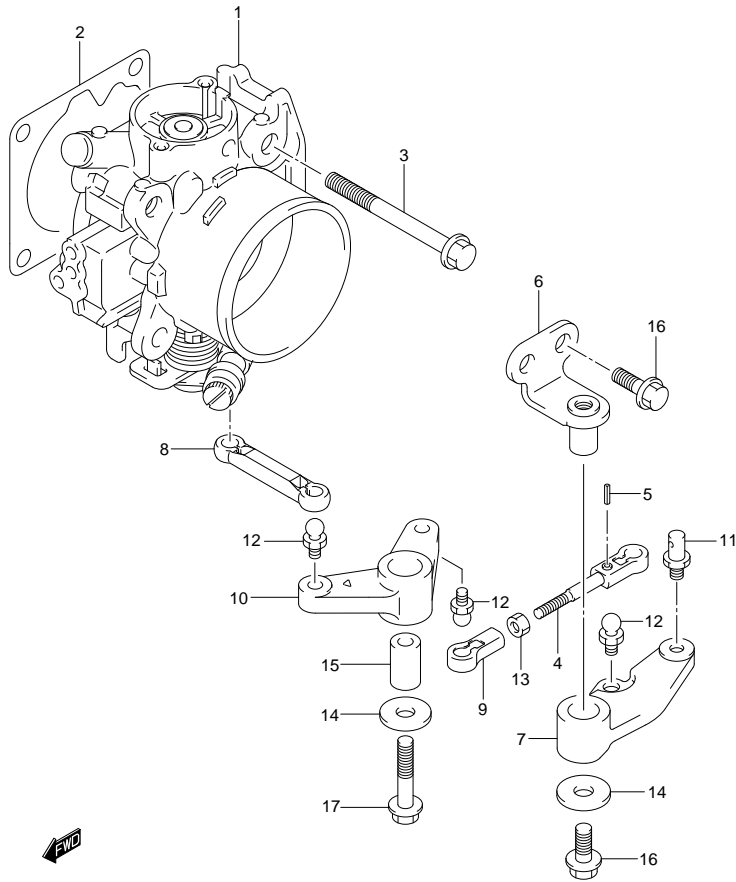
DF140 E01 012\_034  
THERMOSTAT

FIG. 34 (1-D-11) THERMOSTAT (DF140Z E40)

REF NO.	PART NO.	DESCRIPTION	Q' TY	REMARKS
1	11196-90J00	HOSE, WATER RETURN	1	
2	17611-90J00-0EP	COVER, WATER PRESS VALVE	1	
3	17660-90J00	VALVE, WATER PRESSURE	1	
4-1	17670-90J00	THERMOSTAT (60°C)	1	
4-2	17670-90J10	THERMOSTAT (71°C)	1	OPT
5	17681-90J01	COVER, THERMOSTAT	1	
6	17711-90J00	3 WAY, WATER HOSE	1	
7	09116-06121	BOLT (6X25)	2	
8	09280-26006	O RING (D:3.1, I.D:26.4)	1	
9	09352-11153-600	HOSE (HOLDER TO 3 WAY)	1	L:600->50
10	09352-50903-600	HOSE (INMF COVER TO 3 WAY)	1	L:600->50
11	09352-50903-600	HOSE (3 WAY TO 3 WAY)	2	L:600->70
12	09352-50903-600	HOSE (3 WAY TO OIL CLR)	1	L:600->50
13	09352-50903-600	HOSE (3 WAY TO FUEL CLR)	1	L:600->160
14	09352-50903-600	HOSE (OIL CLR TO 3 WAY)	1	L:600->160
15	09352-50903-600	HOSE (3 WAY TO INMF)	1	L:600->200
16	09352-50903-600	HOSE (FUEL CLR TO 3 WAY)	1	L:600->230
17	09352-50903-600	HOSE (3 WAY TO CRKC LOWER)	1	L:600->370
18	09352-50903-600	HOSE (3 WAY TO INDICATOR)	1	L:600->370
19	09352-50903-600	HOSE (CRKC UPPER TO 3 WAY)	1	L:600->450
20	09352-50903-600	HOSE (3 WAY TO HOLDER)	1	L:600->480
21	09367-06002	3 WAY, WATER HOSE	4	
22	09401-08413	CLIP	24	
23	09401-14409	CLIP	2	
24	09401-31407	CLIP	2	
25	09408-00024	CLIP	1	
26	09408-00069	CLIP	1	
27	01550-06257	BOLT	3	
28	17917-87L00	CONNECTOR, FLUSH WATER	1	

DF140 E01 012

**FIG.35**

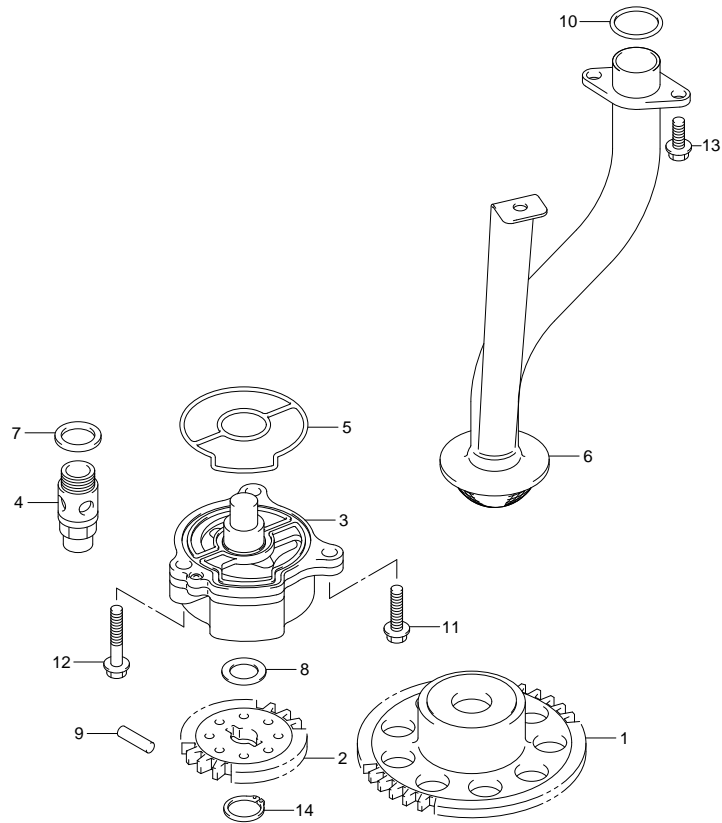


**FIG. 35 (1-D-12) THROTTLE BODY**

REF NO.	PART NO.	DESCRIPTION	Q' TY	REMARKS
1	13300-90J00	BODY ASSY, THROTTLE	1	
2	13421-90J00	GASKET, THROTTLE BODY	1	
3	01550-08557	BOLT	4	
4	13510-90J00	ROD, THROTTLE	1	
5	09205-02006	-PIN	1	
6	19115-90J00	HOLDER, THROTTLE LEVER	1	
7	19121-90J00	LEVER, THROTTLE NO.1	1	
8	19130-90J10	ROD, THROTTLE NO.2	1	
9	19131-95502	CONNECTOR, THROTTLE ROD	1	
10	19148-90J00	LEVER, THROTTLE	1	
11	67473-89J00	PIN, CONNECTOR	1	
12	09119-05010	PIVOT	3	
13	09140-05005	NUT	1	
14	09160-06046	WASHER (6.5X20X1.5)	2	
15	09180-06186	SPACER (6.2X12.6X21)	1	
16	01550-06167	BOLT	3	
17	01550-06357	BOLT	1	

**FIG.36**

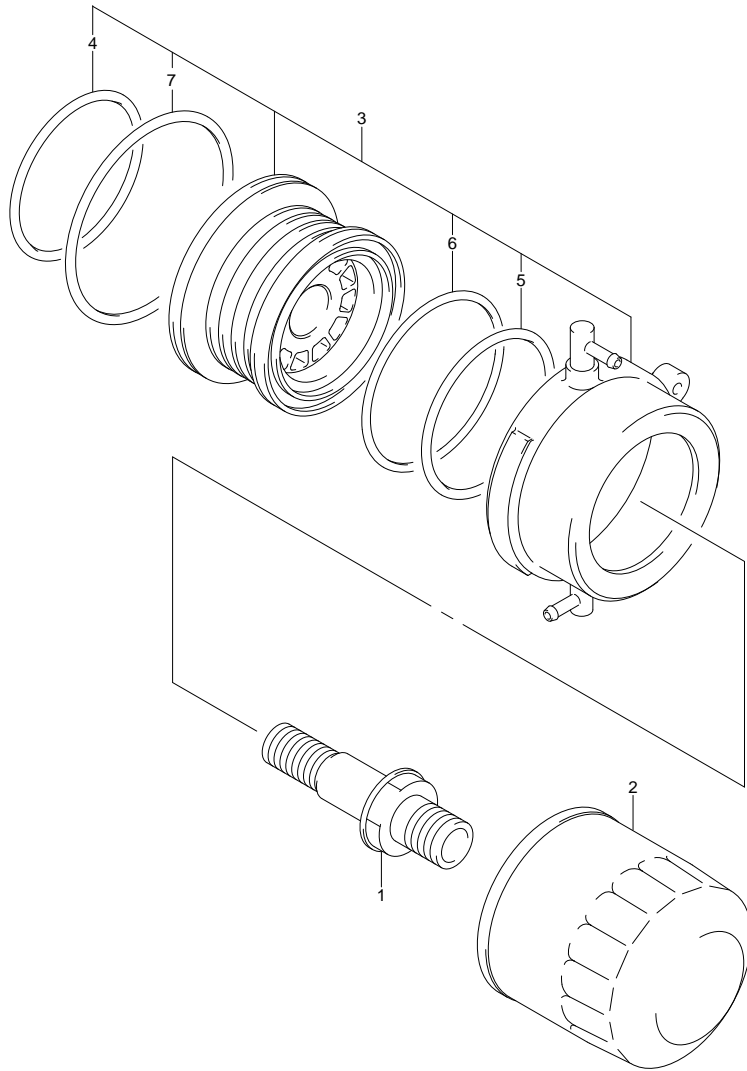
**FIG. 36 (1-D-13) OIL PUMP**



REF NO.	PART NO.	DESCRIPTION	Q' TY	REMARKS
1	12632-92J11	GEAR, OIL PUMP DRIVE	1	
2	16113-92J11	GEAR, OIL PUMP DRIVEN	1	
3	16400-90J00	PUMP ASSY, OIL	1	
4	16440-99E00	VALVE, OIL RELIEF	1	
5	16451-90J00	O RING, OIL PUMP	1	
6	16520-90J00	STRAINER, OIL PUMP	1	
7	09168-16002	GASKET (16X22X2.0)	1	
8	09181-12158	WASHER (12X20X0.5)	1	
9	09261-05006	PIN	1	
10	09280-22020	O RING (D:2.4,ID:21.8)	2	
11	01547-06257	BOLT	1	
12	01547-06357	BOLT	2	
13	01550-0616A	BOLT	3	
14	08331-3112A	CIRCLIP	1	



**FIG.37**



**FIG.37 (1-D-14) OIL FILTER**

REF NO.	PART NO.	DESCRIPTION	Q' TY	REMARKS
1	11241-54E00	STAND. OIL FILTER	1	
2	16510-92J00	FILTER, OIL	1	
3	16600-92J10	COOLER ASSY, OIL	1	
4	16621-73G00	GASKET, OIL COOLER	1	
5	09280-56005	O RING (D:3.53 ID:56.74)	1	
6	09280-60007	O RING (D:3.5 ID:59.6)	1	
7	09280-70002	O RING (D:3.1 ID:69.4)	1	

FIG.38

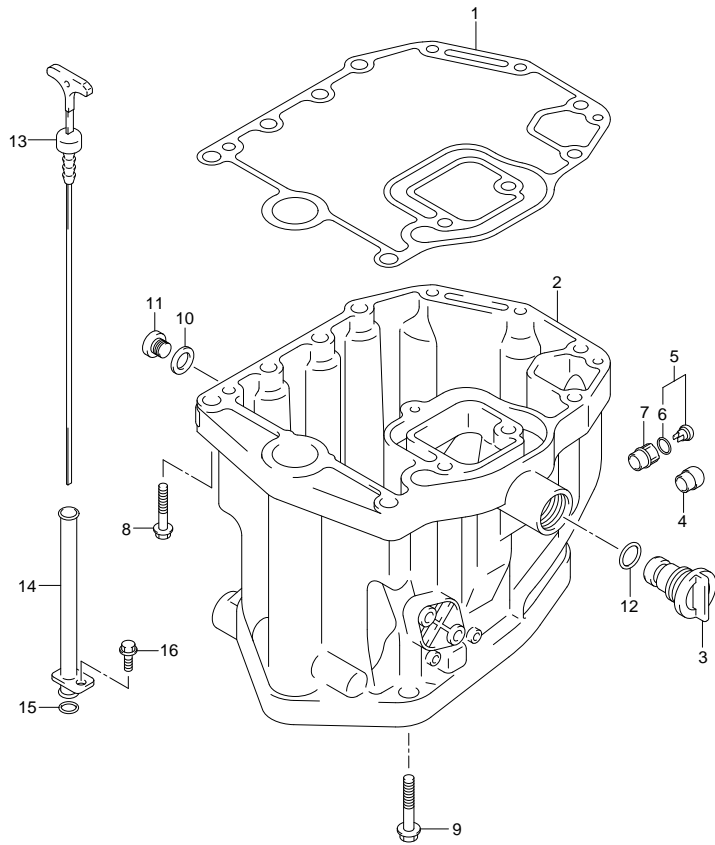
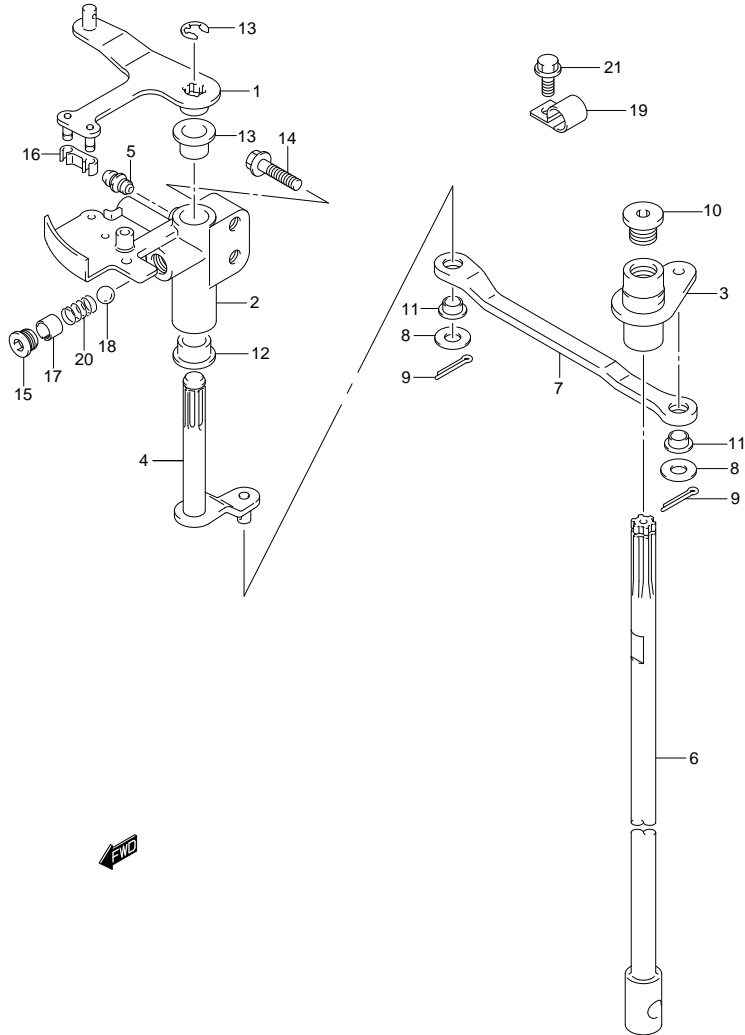


FIG. 38 (1-D-15) OIL PAN

REF NO.	PART NO.	DESCRIPTION	Q' TY	REMARKS
1	11489-90J00	GASKET, OIL PAN	1	
2	11501-90J04-0EP	PAN, OIL	1	
3	17913-99E11	PLUG, WATER	1	
4	43112-99E00	PIPE, EXHAUST	1	
5	61150-99E00	COVER, WATER INDICATOR	1	
6	09280-09005	O RING (D:1.9,ID:8.6)	1	
7	61155-99E01	TUBE, WATER INDICATOR	1	
8	09116-08128	BOLT (8X40)	3	
9	09116-10129	BOLT (10X160)	8	
10	09168-12012	GASKET (12.5X20X2.5)	1	
11	09248-12009	PLUG	1	
12	09280-13005	O RING (D:3.5,ID:12.8)	1	
13	16910-90J00	GAUGE, OIL LEVEL	1	
14	16930-90J01	GUIDE, OIL LEVEL	1	
15	09280-09008	O RING (D:2.1,ID:8.8)	1	
16	01550-06127	BOLT	1	

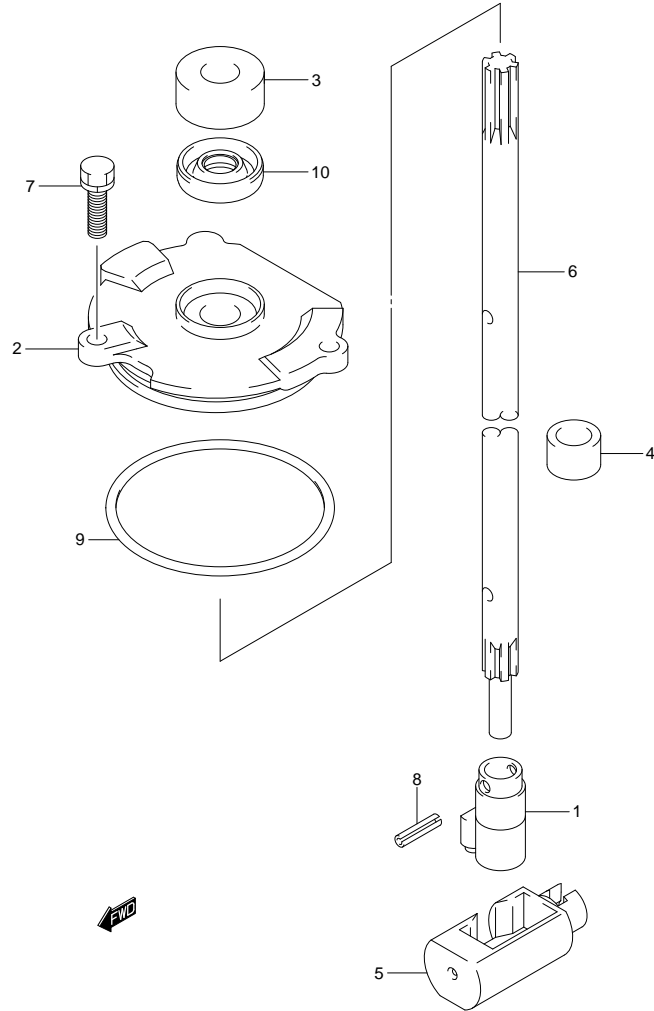
**FIG.39**



**FIG. 39 (1-E-2) CLUTCH SHAFT**

REF NO.	PART NO.	DESCRIPTION	Q'TY	REMARKS
1	21110-92J00	LEVER, CLUTCH	1	
2	21151-92J00	HOLDER, CLUTCH LEVER	1	
3	21210-92J00	SHAFT, CLUTCH	1	
4	21230-92J00	ARM, CLUTCH SHAFT	1	
5	22511-99011	NIPPLE, GREASE	1	
6-1	23111-90J02	ROD, CLUTCH (L)	1	W/TRANSOM(L)
6-2	23111-90J12	ROD, CLUTCH (X)	1	W/TRANSOM(X)
7	23115-92J00	LINK, CLUTCH LEVER	1	
8	09160-06094	WASHER (6.5X15X1.5)	2	
9	09204-01006	PIN	2	
10	09248-12011	PLUG	1	
11	09306-06004	BUSH	2	
12	09306-10001	BUSH	2	
13	09383-08004	E RING	1	
14	01550-06307	BOLT	2	
15	11118-95J00	PLUG, NOTCH SPRING	1	
16	21131-93J00	BUSH, CLUTCH LEVER	1	
17	09205-10006	PIN	1	
18	09260-10005	BALL	1	
19	09403-13408	CLAMP	1	
20	09440-07071	SPRING	1	
21	01550-06127	BOLT	1	

**FIG.40**

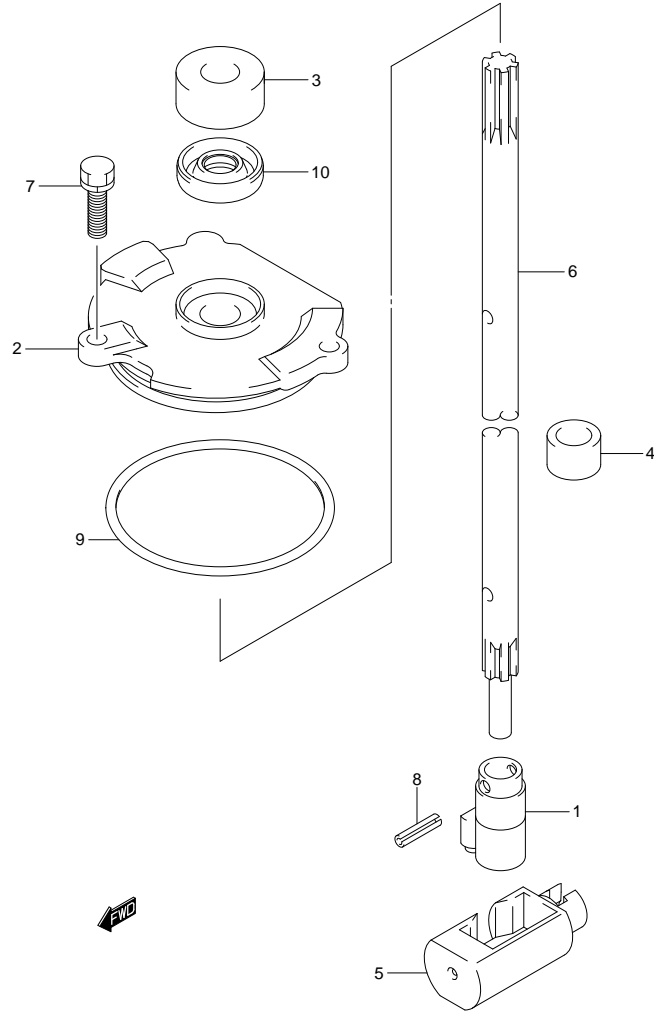


**FIG. 40 (1-E-3) CLUTCH ROD (DF140T E1)**

REF NO.	PART NO.	DESCRIPTION	Q' TY	REMARKS
1	25131-92J00	YOKE, SHIFTER	1	
2	25141-92J00	HOUSING, SHIFT R50D GUIDE	1	
3	25222-92J00	COVER, SFT GUIDE HSG OIL SEAL	1	
4	25232-90J00	MAGNET, GEAR CASE	1	
5	25321-92J10	SLIDER, SHIFT HORIZONTAL	1	
6-1	25111-92J00	ROD ASSY, SHIFT (L)	1	W/TRANSOM(L)
6-2	25111-92J10	ROD ASSY, SHIFT (X)	1	W/TRANSOM(X)
7	29116-93J00	BOLT (6X20)	2	
8	09205-04014	PIN	2	
9	09280-69001	O RING (D:3.1,ID:68.5)	1	
10	09283-10011	OIL SEAL (10X22X8)	1	



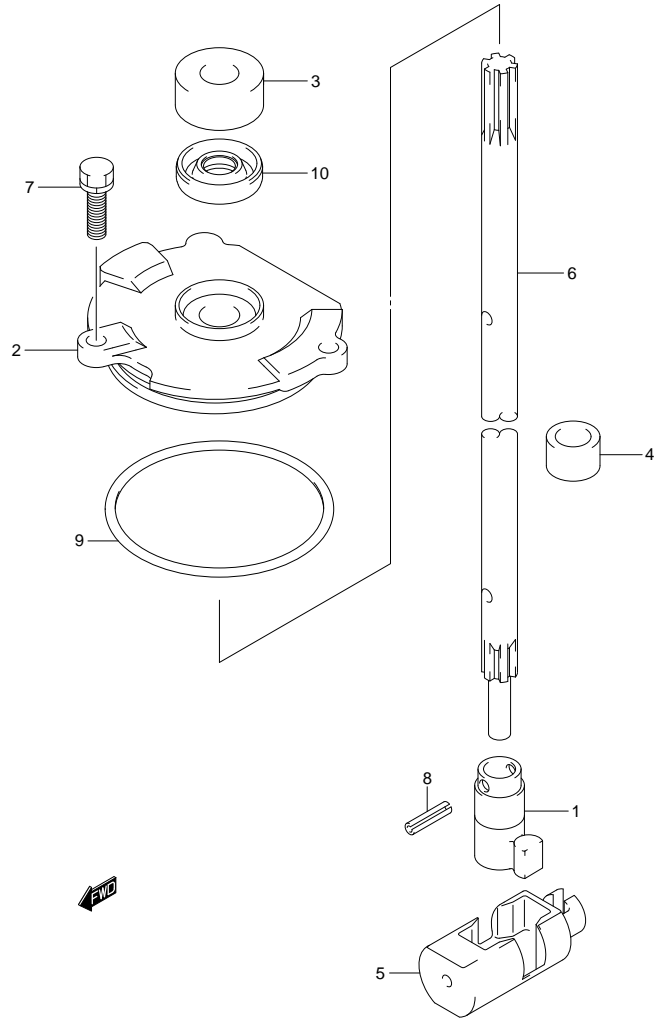
**FIG.41**



**FIG. 41 (1-E-4) CLUTCH ROD (DF140T E40)**

REF NO.	PART NO.	DESCRIPTION	Q'TY	REMARKS
1	25131-92J00	YOKE, SHIFTER	1	
2	25141-92J00	HOUSING, SHIFT R50D GUIDE	1	
3	25222-92J00	COVER, SFT GUIDE HSG OIL SEAL	1	
4	25232-90J00	MAGNET, GEAR CASE	1	
5	25321-92J10	SLIDER, SHIFT HORIZONTAL	1	
6-1	25111-92J00	ROD ASSY, SHIFT (L)	1	W/TRANSOM(L)
6-2	25111-92J10	ROD ASSY, SHIFT (X)	1	W/TRANSOM(X)
7	29116-93J00	BOLT (6X20)	2	
8	09205-04014	PIN	2	
9	09280-69001	O RING (D:3.1,ID:68.5)	1	
10	09283-10011	OIL SEAL (10X22X8)	1	

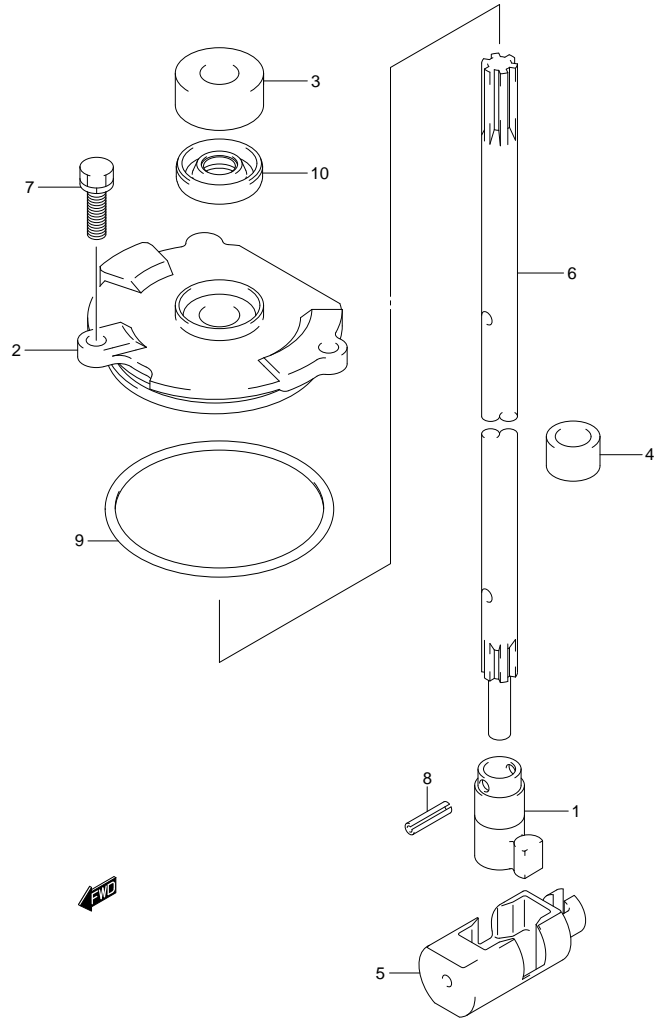
**FIG.42**



**FIG. 42 (1-E-5) CLUTCH ROD (DF140Z E1)**

REF NO.	PART NO.	DESCRIPTION	Q'TY	REMARKS
1	25131-92J00	YOKE, SHIFTER	1	
2	25141-92J00	HOUSING, SHIFT ROD GUIDE	1	
3	25222-92J00	COVER, SFT GUIDE HSG OIL SEAL	1	
4	25232-90J00	MAGNET, GEAR CASE	1	
5	25321-92J20	SLIDER, SHIFT HORIZONTAL	1	
6-1	25111-92J00	ROD ASSY, SHIFT (L)	1	W/TRANSOM(L)
6-2	25111-92J10	ROD ASSY, SHIFT (X)	1	W/TRANSOM(X)
7	29116-93J00	BOLT (6X20)	2	
8	09205-04014	PIN	2	
9	09280-69001	O RING (D:3.1,ID:68.5)	1	
10	09283-10011	OIL SEAL (10X22X8)	1	

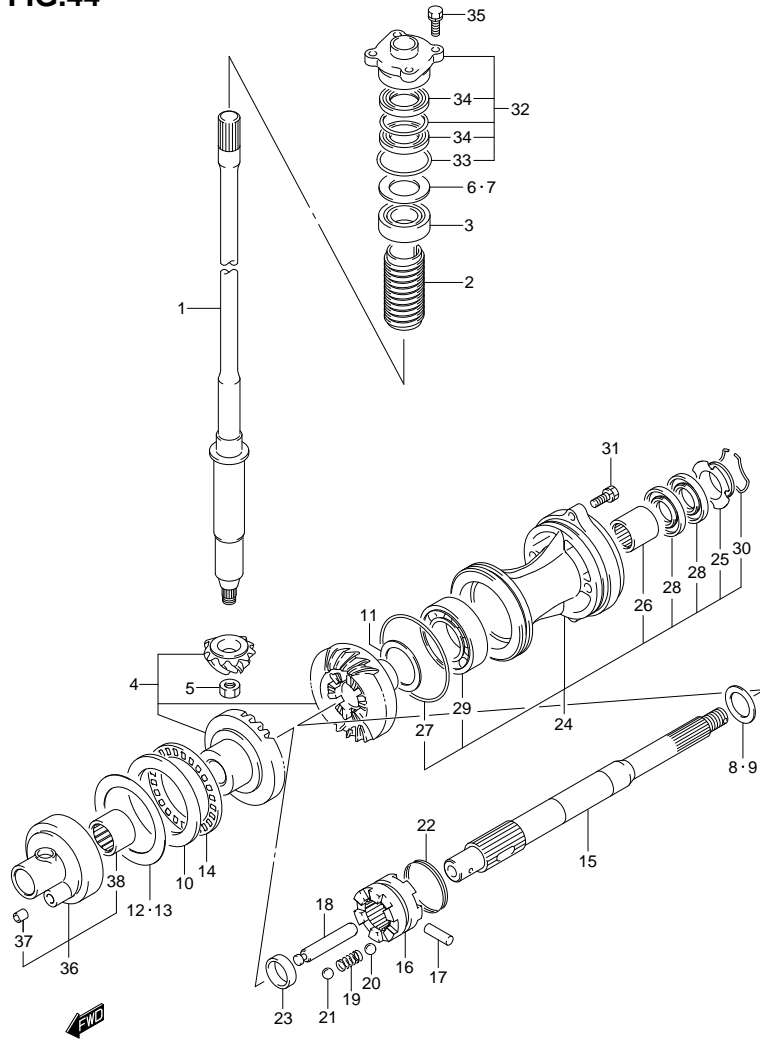
**FIG.43**



**FIG. 43 (1-E-6) CLUTCH ROD (DF1407 E40)**

REF NO.	PART NO.	DESCRIPTION	QTY	REMARKS
1	25131-92J00	YOKE, SHIFTER	1	
2	25141-92J00	HOUSING, SHIFT ROD GUIDE	1	
3	25222-92J00	COVER, SFT GUIDE HSG OIL SEAL	1	
4	25232-90J00	MAGNET, GEAR CASE	1	
5	25321-92J20	SLIDER, SHIFT HORIZONTAL	1	
6-1	25111-92J00	ROD ASSY, SHIFT (L)	1	W/TRANSOM(L)
6-2	25111-92J10	ROD ASSY, SHIFT (X)	1	W/TRANSOM(X)
7	29116-93J00	BOLT (6X20)	2	
8	09205-04014	PIN	2	
9	09280-69001	O RING (D:3.1,ID:68.5)	1	
10	09283-10011	OIL SEAL (10X22X8)	1	

**FIG.44**



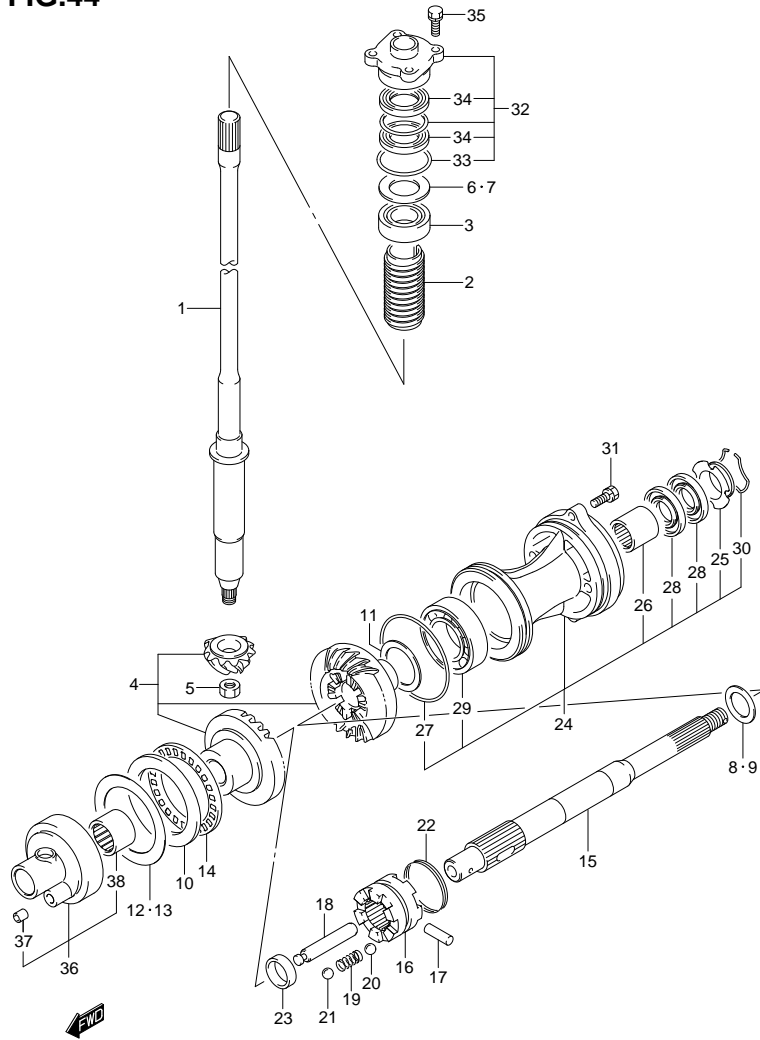
DF140 E01 012\_044  
TRANSMISSION

**FIG. 44 (1-E-7) TRANSMISSION (DF140T E1)**

REF NO.	PART NO.	DESCRIPTION	Q'TY	REMARKS
1-1	57110-92J41	SHAFT ASSY, DRIVE (L)	1	W/TRANSOM(L)
1-2	57110-92J51	SHAFT ASSY, DRIVE (X)	1	W/TRANSOM(X)
2	57133-90J01	COLLAR, DRIVE SHAFT	1	
3	09265-25040	BEARING	1	
4	57300-92860	PINION/GEAR SET	1	
5	09140-14024	NUT	1	
6	57500-87873	SHIM SET, DRIVE SHAFT	1	
7-1	09181-40186	·SHIM (T:0.50)	1	
7-2	09181-41002	·SHIM (T:0.55)	1	
7-3	09181-41003	·SHIM (T:0.60)	1	
7-4	09181-41004	·SHIM (T:0.65)	1	
7-5	09181-41005	·SHIM (T:0.70)	1	
7-6	09181-41006	·SHIM (T:0.75)	1	
7-7	09181-40190	·SHIM (T:0.80)	1	
7-8	09181-41008	·SHIM (T:0.85)	1	
7-9	09181-41009	·SHIM (T:0.90)	1	
7-10	09181-41010	·SHIM (T:0.95)	1	
7-11	09181-40195	·SHIM (T:1.00)	1	
7-12	09181-41012	·SHIM (T:1.05)	1	
7-13	09181-41013	·SHIM (T:1.10)	1	
7-14	09181-41014	·SHIM (T:1.15)	1	
8	57500-87861	SHIM SET, PROP SHAFT REV	1	
9-1	08211-30382	·WASHER (30X38X1.5)	1	
9-2	09160-30036	·WASHER (30X38X1.7)	1	
9-3	09160-30037	·WASHER (30X38X1.9)	1	
9-4	09160-30038	·WASHER (30X38X2.1)	1	
9-5	09160-30039	·WASHER (30X38X2.3)	1	
9-6	09160-30041	·WASHER (30X38X2.4)	1	
9-7	09160-30042	·WASHER (30X38X2.6)	1	
9-8	09160-30043	·WASHER (30X38X2.7)	1	
9-9	09160-30044	·WASHER (30X38X2.8)	1	

DF140 E01 012

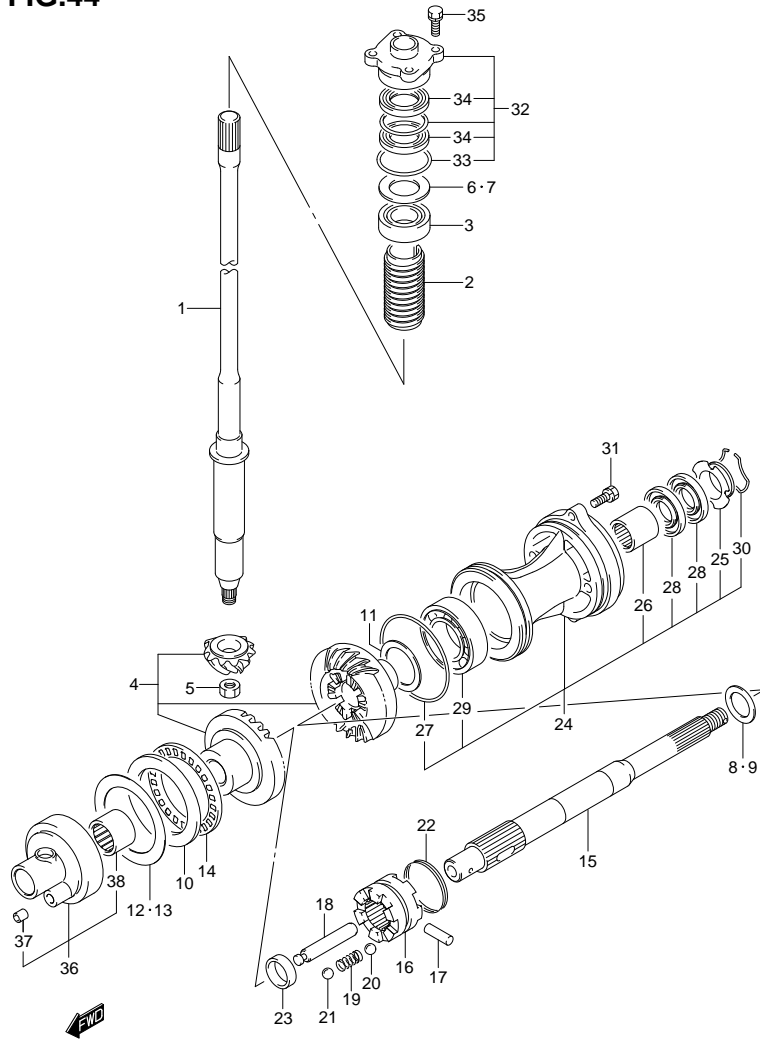
**FIG.44**



**FIG.44 (1-E-8) TRANSMISSION (DF140T E1)**

REF. NO.	PART NO.	DESCRIPTION	Q'TY	REMARKS
10	09160-70002	WASHER (70X95X5.25)	1	FWD GEAR
11-1	09181-45003	SHIM (45X56X1.0)	1	REV GEAR
11-2	09181-45004	SHIM (45X56X1.1)	1	REV GEAR
11-3	09181-45005	SHIM (45X56X1.2)	1	REV GEAR
11-4	09181-45006	SHIM (45X56X1.3)	1	REV GEAR
11-5	09181-45007	SHIM (45X56X1.4)	1	REV GEAR
11-6	09181-45008	SHIM (45X56X1.5)	1	REV GEAR
11-7	09181-45009	SHIM (45X56X1.6)	1	REV GEAR
12	57500-92813	SHIM SET, FWD GEAR	1	FWD GEAR
13-1	09181-70001	·SHIM (70X95X0.7)	1	FWD GEAR
13-2	09181-70002	·SHIM (70X95X0.8)	1	FWD GEAR
13-3	09181-70003	·SHIM (70X95X0.9)	1	FWD GEAR
13-4	09181-70004	·SHIM (70X95X1.0)	1	FWD GEAR
13-5	09181-70006	·SHIM (70X95X0.6)	1	FWD GEAR
13-6	09181-70009	·SHIM (70X95X0.65)	1	FWD GEAR
13-7	09181-70010	·SHIM (70X95X0.75)	1	FWD GEAR
13-8	09181-70011	·SHIM (70X95X0.85)	1	FWD GEAR
13-9	09181-70012	·SHIM (70X95X0.95)	1	FWD GEAR
14	09269-70001	BEARING	1	
15	57610-92J20	SHAFT ASSY, PROPELLER	1	
16	57621-92J10	SHIFTER, CLUTCH DOG	1	
17	09202-07002	PIN	1	
18	57631-92J00	PIN, CONNECTOR	1	
19	09440-09040	SPRING	1	
20	06111-07004	BALL	2	NO.1
21	06111-11004	BALL	2	NO.2
22	09440-49004	SPRING	1	
23	57616-90J00	SPACER, CLUTCH DOG FWD	1	

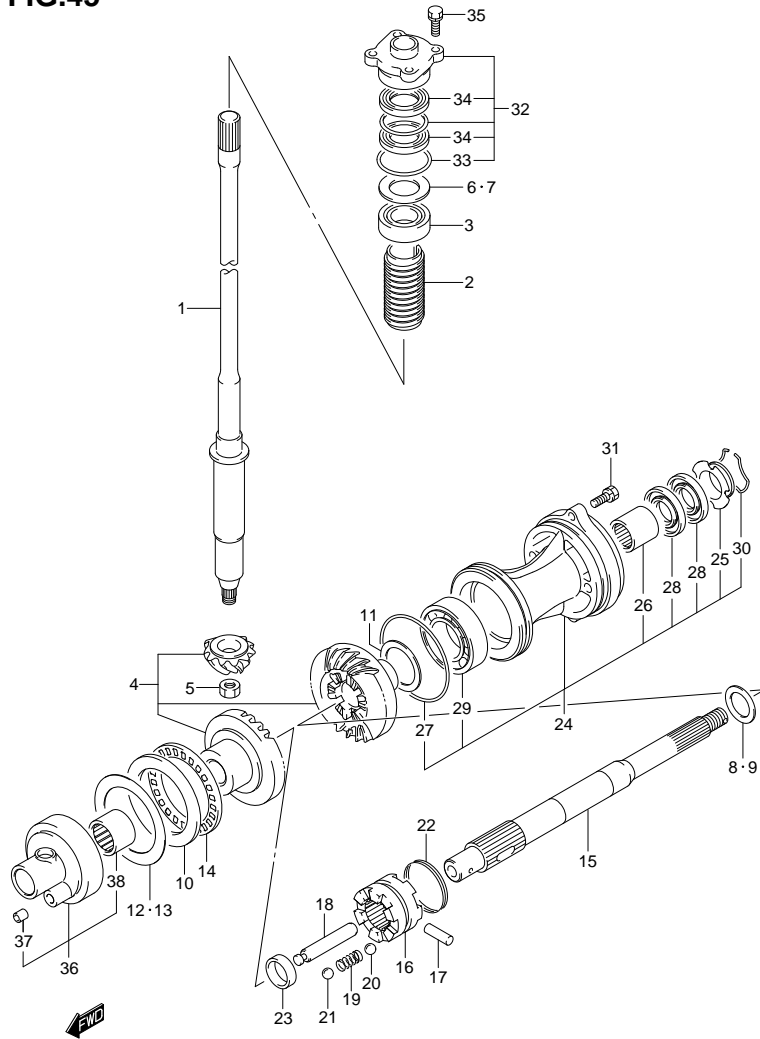
**FIG.44**



**FIG. 44 (1-E-9) TRANSMISSION (DF140T E1)**

REF NO.	PART NO.	DESCRIPTION	QTY	REMARKS
24	56120-92J01-0EP	HOUSING, PROP SFT BRG (BLACK)	1	
25	56123-92J00	·WASHER, OIL SEAL PROTECTOR	1	
26	09263-30051	·BEARING (30X37X26)	1	
27	09280-97001	·O RING (D:3.5,ID:95)	1	
28	09282-30007	·OIL SEAL (30X50X6)	2	
29	08113-62090	·BEARING	1	
30	09387-52001	·RING	1	
31	09117-08047	BOLT (8X30)	2	
32	56130-90J00	HOUSING	1	
33	09280-46004	·O RING (D:3.5,ID:45.7)	1	
34	09282-24004	·OIL SEAL (24X40X7)	2	
35	09117-08057	BOLT (8X25)	4	
36	56140-92J00	HOUSING, FWD GEAR BRG	1	
37	09206-09012	·PIN	1	
38	09263-50001	·BEARING (50X62X25)	1	

FIG.45



DF140 E01 012\_045  
TRANSMISSION

FIG.45 (1-E-10) TRANSMISSION (DF140T E40)

REF NO.	PART NO.	DESCRIPTION	Q'TY	REMARKS
1-1	57110-92J41	SHAFT ASSY, DRIVE (L)	1	W/TRANSOM(L)
1-2	57110-92J51	SHAFT ASSY, DRIVE (X)	1	W/TRANSOM(X)
2	57133-90J01	COLLAR, DRIVE SHAFT	1	
3	09265-25040	BEARING (25X52X29.25)	1	
4	57300-92860	PINION/GEAR SET	1	
5	09140-14024	NUT	1	
6	57500-87873	SHIM SET, DRIVE SHAFT	1	
7-1	09181-40186	·SHIM (T:0.50)	1	
7-2	09181-41002	·SHIM (T:0.55)	1	
7-3	09181-41003	·SHIM (T:0.60)	1	
7-4	09181-41004	·SHIM (T:0.65)	1	
7-5	09181-41005	·SHIM (T:0.70)	1	
7-6	09181-41006	·SHIM (T:0.75)	1	
7-7	09181-40190	·SHIM (T:0.80)	1	
7-8	09181-41008	·SHIM (T:0.85)	1	
7-9	09181-41009	·SHIM (T:0.90)	1	
7-10	09181-41010	·SHIM (T:0.95)	1	
7-11	09181-40195	·SHIM (T:1.00)	1	
7-12	09181-41012	·SHIM (T:1.05)	1	
7-13	09181-41013	·SHIM (T:1.10)	1	
7-14	09181-41014	·SHIM (T:1.15)	1	
8	57500-87861	SHIM SET, PROP SHAFT REV	1	
9-1	08211-30382	·WASHER (30X38X1.5)	1	
9-2	09160-30036	·WASHER (30X38X1.7)	1	
9-3	09160-30037	·WASHER (30X38X1.9)	1	
9-4	09160-30038	·WASHER (30X38X2.1)	1	
9-5	09160-30039	·WASHER (30X38X2.3)	1	
9-6	09160-30041	·WASHER (30X38X2.4)	1	
9-7	09160-30042	·WASHER (30X38X2.6)	1	
9-8	09160-30043	·WASHER (30X38X2.7)	1	
9-9	09160-30044	·WASHER (30X38X2.8)	1	
10	09160-70002	WASHER (70X95X5.25)	1	FWD GEAR

DF140 E01 012

FIG.45

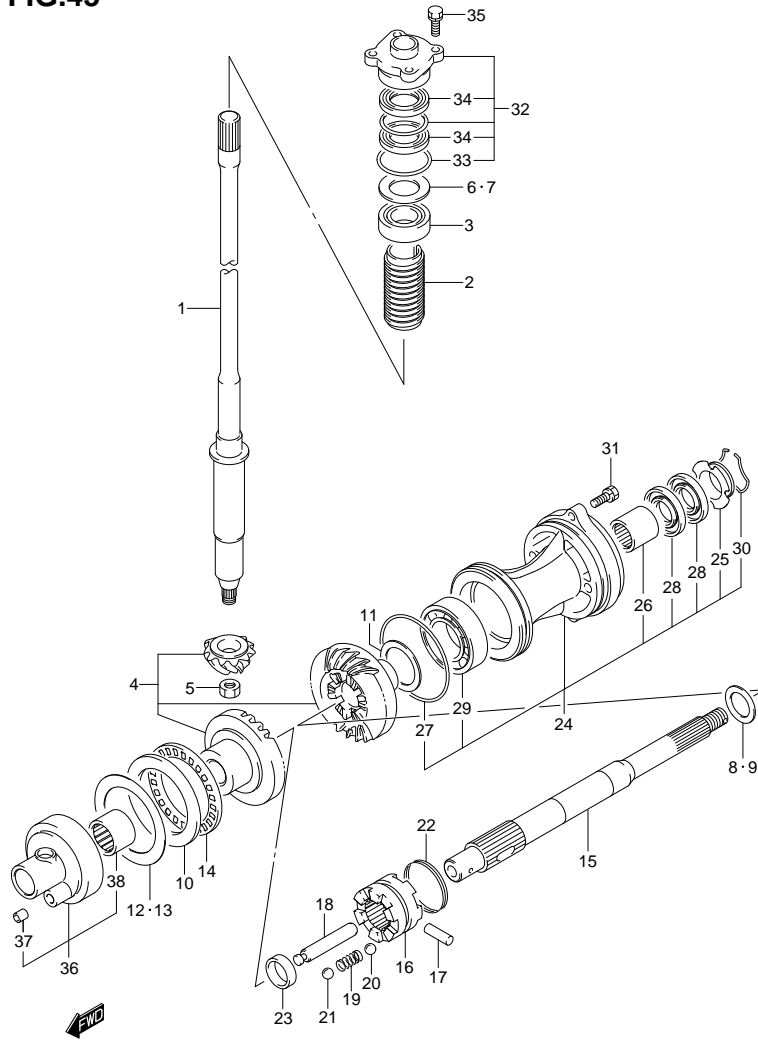
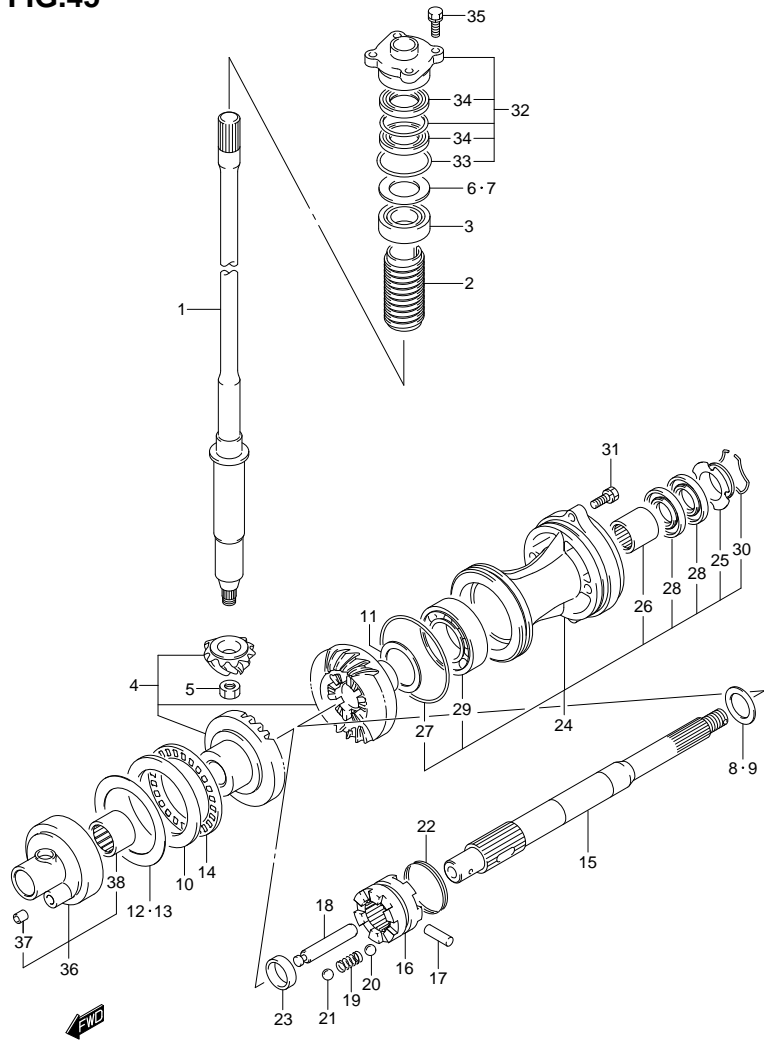


FIG.45 (1-E-11) TRANSMISSION (DF140T E40)

REF NO.	PART NO.	DESCRIPTION	QTY	REMARKS
11-1	09181-45003	SHIM (45X56X1.0)	1	REV GEAR
11-2	09181-45004	SHIM (45X56X1.1)	1	REV GEAR
11-3	09181-45005	SHIM (45X56X1.2)	1	REV GEAR
11-4	09181-45006	SHIM (45X56X1.3)	1	REV GEAR
11-5	09181-45007	SHIM (45X56X1.4)	1	REV GEAR
11-6	09181-45008	SHIM (45X56X1.5)	1	REV GEAR
11-7	09181-45009	SHIM (45X56X1.6)	1	REV GEAR
12	57500-92813	SHIM SET, FWD GEAR	1	FWD GEAR
13-1	09181-70001	·SHIM (70X95X0.7)	1	FWD GEAR
13-2	09181-70002	·SHIM (70X95X0.8)	1	FWD GEAR
13-3	09181-70003	·SHIM (70X95X0.9)	1	FWD GEAR
13-4	09181-70004	·SHIM (70X95X1.0)	1	FWD GEAR
13-5	09181-70006	·SHIM (70X95X0.6)	1	FWD GEAR
13-6	09181-70009	·SHIM (70X95X0.65)	1	FWD GEAR
13-7	09181-70010	·SHIM (70X95X0.75)	1	FWD GEAR
13-8	09181-70011	·SHIM (70X95X0.85)	1	FWD GEAR
13-9	09181-70012	·SHIM (70X95X0.95)	1	FWD GEAR
14	09269-70001	BEARING (70X95X4)	1	
15	57610-92J20	SHAFT ASSY, PROPELLER	1	
16	57621-92J10	SHIFTER, CLUTCH DOG	1	
17	09202-07002	PIN	1	
18	57631-92J00	PIN, CONNECTOR	1	
19	09440-09040	SPRING	1	
20	06111-07004	BALL	2	NO.1
21	06111-11004	BALL	2	NO.2
22	09440-49004	SPRING	1	
23	57616-90J00	SPACER, CLUTCH DOG FWD	1	
24	56120-92J01-0EP	HOUSING, PROP SFT BRG (BLACK)	1	
25	56123-92J00	·WASHER, OIL SEAL PROTECTOR	1	
26	09263-30051	·BEARING (30X37X26)	1	
27	09280-97001	·O RING (D:3.5,ID:95)	1	
28	09282-30007	·OIL SEAL (30X50X6)	2	
29	08113-62090	·BEARING	1	
30	09387-52001	·RING	1	



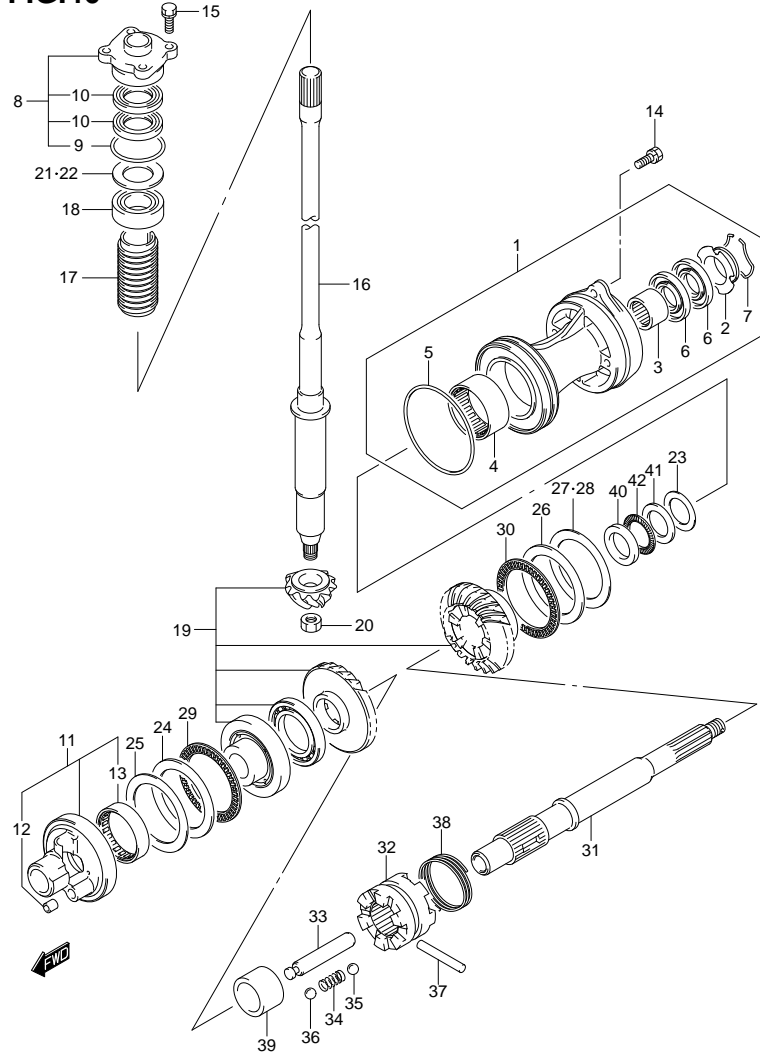
**FIG.45**



**FIG. 45 (1-E-12) TRANSMISSION (DF140T E40)**

REF NO.	PART NO.	DESCRIPTION	QTY	REMARKS
31	09117-08047	BOLT (8X30)	2	
32	56130-90J00	HOUSING	1	
33	09280-46004	·O RING (D:3.5,ID:45.7)	1	
34	09282-24004	·OIL SEAL (24X40X7)	2	
35	09117-08057	BOLT (8X25)	4	
36	56140-92J00	HOUSING, FWD GEAR BRG	1	
37	09206-09012	·PIN	1	
38	09263-50001	·BEARING (50X62X25)	1	

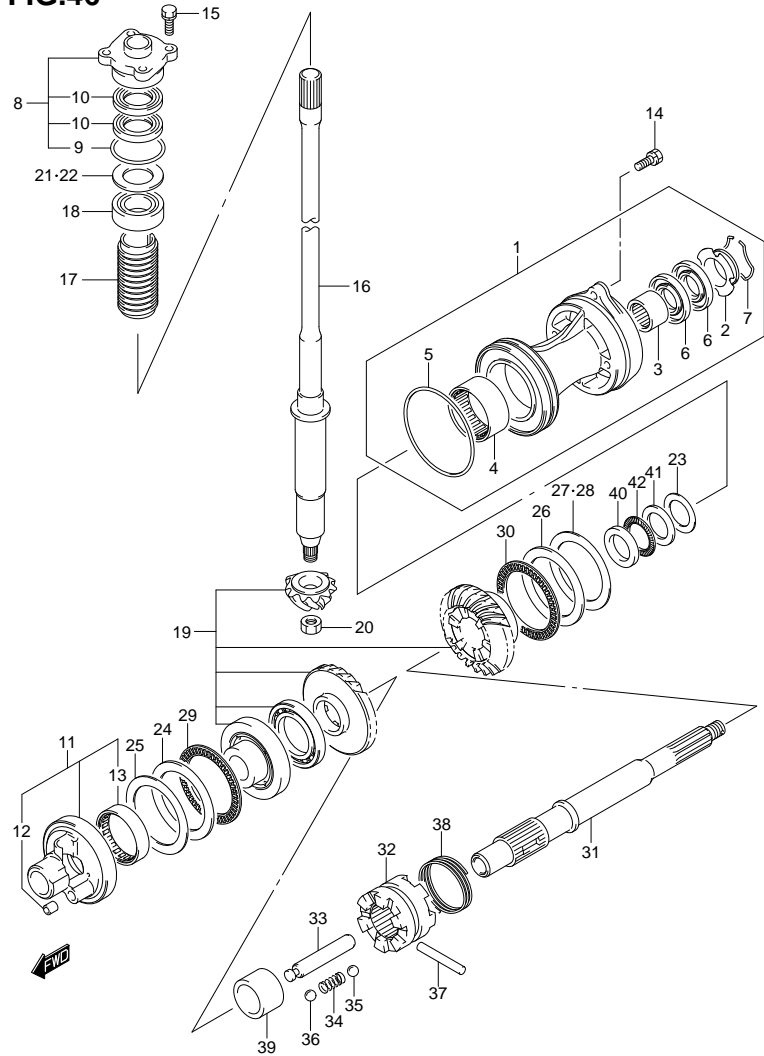
**FIG.46**



**FIG. 46 (1-E-13) TRANSMISSION (DF140Z E1)**

REF NO.	PART NO.	DESCRIPTION	Q'TY	REMARKS
1	56120-92J12-0EP	HOUSING, PROP SFT BRG (BLACK)	1	
2	56123-92J00	·WASHER, OIL SEAL PROTECTOR	1	
3	09263-30051	·BEARING (30X37X26)	1	
4	09263-50001	·BEARING (50X62X25)	1	
5	09280-97001	·O RING (D:3.5 ID:95)	1	
6	09282-30007	·OIL SEAL (30X50X6)	2	
7	09387-52001	·CIRCLIP	1	
8	56130-90J00	HOUSING, DRIVE SHAFT BRG	1	
9	09280-46004	·O RING (D:3.5 ID:45.7)	1	
10	09282-24004	·OIL SEAL (24X40X7)	2	
11	56140-92J30	HOUSING, REV GEAR BRG	1	
12	09206-09012	·PIN	1	
13	09263-45004	·BEARING (45X52X16)	1	
14	09117-08047	BOLT (8X30)	2	
15	09117-08057	BOLT (8X25)	4	
16-1	57110-92J41	SHAFT, DRIVE (L)	1	W/TRANSOM(L)
16-2	57110-92J51	SHAFT, DRIVE (X)	1	W/TRANSOM(X)
17	57133-90J01	COLLAR, DRIVE SHAFT	1	
18	09265-25040	BEARING (25X52X29.25)	1	
19	57300-92850	PINION/GEAR SET	1	
20	09140-14024	NUT	1	
21	57500-87873	SHIM SET, DRIVE SHAFT	1	
22-1	09181-40186	·SHIM (41X52X0.50)	1	
22-2	09181-41002	·SHIM (41X52X0.55)	1	
22-3	09181-41003	·SHIM (41X52X0.60)	1	
22-4	09181-41004	·SHIM (41X52X0.65)	1	
22-5	09181-41005	·SHIM (41X52X0.70)	1	
22-6	09181-41006	·SHIM (41X52X0.75)	1	
22-7	09181-40190	·SHIM (41X52X0.80)	1	
22-8	09181-41008	·SHIM (41X52X0.85)	1	
22-9	09181-41009	·SHIM (41X52X0.90)	1	
22-10	09181-41010	·SHIM (41X52X0.95)	1	
22-11	09181-40195	·SHIM (41X52X1.00)	1	
22-12	09181-41012	·SHIM (41X52X1.05)	1	

**FIG.46**



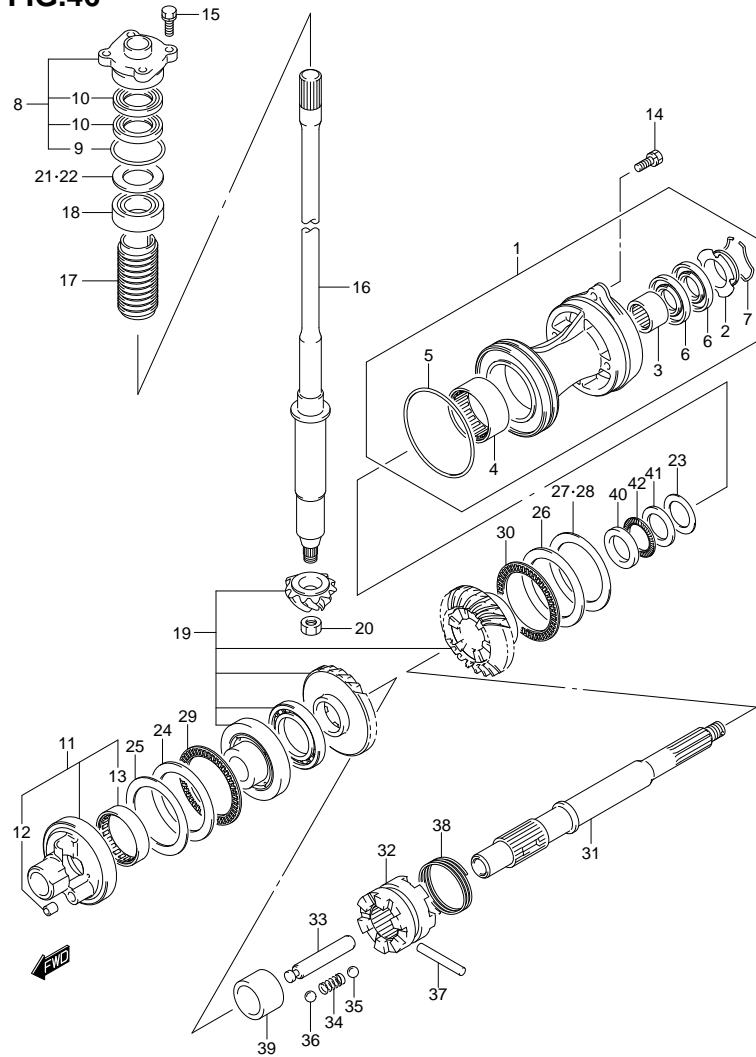
DF140 E01 012\_046  
TRANSMISSION

**FIG.46 (1-E-14) TRANSMISSION (DF140Z E1)**

REF NO.	PART NO.	DESCRIPTION	Q'TY	REMARKS
22-13	09181-41013	·SHIM (41X52X1.10)	1	
22-14	09181-41014	·SHIM (41X52X1.15)	1	
23-1	09160-35015	WASHER (35X46X0.6)	1	PROP SAFT REV
23-2	09160-35014	WASHER (35X46X0.7)	1	PROP SAFT REV
23-3	09160-35013	WASHER (35X46X0.8)	1	PROP SAFT REV
23-4	09160-35006	WASHER (35X46X0.9)	1	PROP SAFT REV
23-5	09160-35008	WASHER (35X46X0.95)	1	PROP SAFT REV
23-6	09160-35002	WASHER (35X46X1.0)	1	PROP SAFT REV
23-7	09160-35009	WASHER (35X46X1.05)	1	PROP SAFT REV
23-8	09160-35003	WASHER (35X46X1.1)	1	PROP SAFT REV
23-9	09160-35010	WASHER (35X46X1.15)	1	PROP SAFT REV
24	09160-60011	WASHER (60X85X3.0)	1	REV GEAR
25-1	09160-60008	WASHER (60X85X0.8)	1	
25-2	09160-60009	WASHER (60X85X0.9)	1	
25-3	09160-60003	WASHER (60X85X1.0)	1	
25-4	09160-60004	WASHER (60X85X1.1)	1	
25-5	09160-60005	WASHER (60X85X1.2)	1	
25-6	09160-60006	WASHER (60X85X1.3)	1	
25-7	09160-60007	WASHER (60X85X1.4)	1	
26	09160-70005	WASHER (70X95X2.0)	1	FWD GEAR
27	57500-92813	SHIM SET, FWD GEAR	1	FWD GEAR
28-1	09181-70006	·SHIM (70X95X0.6)	1	FWD GEAR
28-2	09181-70009	·SHIM (70X95X0.65)	1	FWD GEAR
28-3	09181-70001	·SHIM (70X95X0.7)	1	FWD GEAR
28-4	09181-70010	·SHIM (70X95X0.75)	1	FWD GEAR
28-5	09181-70002	·SHIM (70X95X0.8)	1	FWD GEAR
28-6	09181-70011	·SHIM (70X95X0.85)	1	FWD GEAR
28-7	09181-70003	·SHIM (70X95X0.9)	1	FWD GEAR
28-8	09181-70012	·SHIM (70X95X0.95)	1	FWD GEAR
28-9	09181-70004	·SHIM (70X95X1.0)	1	FWD GEAR
29	09269-60001	BEARING (60X85X3.0)	1	REV
30	09269-70001	BEARING (70X95X4.0)	1	FWD
31	57610-92J31	SHAFT, PROPELLER	1	
32	57621-92J10	SHIFTER, CLUTCH DOG	1	

DF140 E01 012

**FIG.46**



**FIG.46 (1-E-15) TRANSMISSION (DF140Z E1)**

REF NO.	PART NO.	DESCRIPTION	Q' TY	REMARKS
33	57631-92J00	PIN, CONNECTOR	1	
34	09440-09040	SPRING	1	
35	06111-07004	BALL	2	NO.1
36	06111-11004	BALL	2	NO.2
37	09202-07002	PIN	1	
38	09440-49004	SPRING	1	
39	57616-92J00	SPACER, CLUTCH DOG FWD	1	
40	09160-30055	WASHER (30X47X6.0)	1	PROP SAFT REV
41	09160-30056	WASHER (32X47X3.0)	1	PROP SAFT REV
42	09269-30014	BEARING (30X47X2.0)	1	PROP SAFT REV

FIG.47

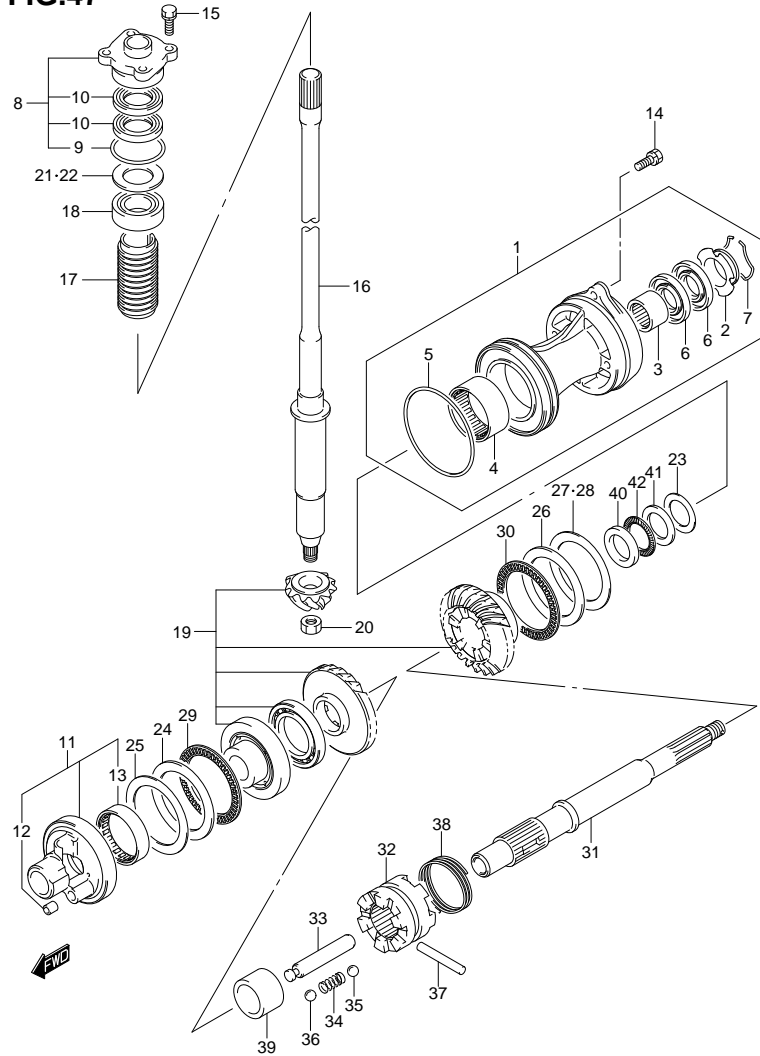


FIG. 47 (1-F-2) TRANSMISSION (DF140Z F40)

REF NO.	PART NO.	DESCRIPTION	Q'TY	REMARKS
1	56120-92J12-0EP	HOUSING, PROP SFT BRG (BLACK)	1	
2	56123-92J00	·WASHER, OIL SEAL PROTECTOR	1	
3	09263-30051	·BEARING (30X37X26)	1	
4	09263-50001	·BEARING (50X62X25)	1	
5	09280-97001	·O RING (D:3.5 ID:95)	1	
6	09282-30007	·OIL SEAL (30X50X6)	2	
7	09387-52001	·CIRCLIP	1	
8	56130-90J00	HOUSING, DRIVE SHAFT BRG	1	
9	09280-46004	·O RING (D:3.5 ID:45.7)	1	
10	09282-24004	·OIL SEAL (24X40X7)	2	
11	56140-92J30	HOUSING, REV GEAR BRG	1	
12	09206-09012	·PIN	1	
13	09263-45004	·BEARING (45X52X16)	1	
14	09117-08047	BOLT (8X30)	2	
15	09117-08057	BOLT (8X25)	4	
16-1	57110-92J41	SHAFT, DRIVE (L)	1	W/TRANSOM(L)
16-2	57110-92J51	SHAFT, DRIVE (X)	1	W/TRANSOM(X)
17	57133-90J01	COLLAR, DRIVE SHAFT	1	
18	09265-25040	BEARING (25X52X29.25)	1	
19	57300-92850	PINION/GEAR SET	1	
20	09140-14024	NUT	1	
21	57500-87873	SHIM SET, DRIVE SHAFT	1	
22-1	09181-40186	·SHIM (41X52X0.50)	1	
22-2	09181-41002	·SHIM (41X52X0.55)	1	
22-3	09181-41003	·SHIM (41X52X0.60)	1	
22-4	09181-41004	·SHIM (41X52X0.65)	1	
22-5	09181-41005	·SHIM (41X52X0.70)	1	
22-6	09181-41006	·SHIM (41X52X0.75)	1	
22-7	09181-40190	·SHIM (41X52X0.80)	1	
22-8	09181-41008	·SHIM (41X52X0.85)	1	
22-9	09181-41009	·SHIM (41X52X0.90)	1	
22-10	09181-41010	·SHIM (41X52X0.95)	1	
22-11	09181-40195	·SHIM (41X52X1.00)	1	
22-12	09181-41012	·SHIM (41X52X1.05)	1	

FIG.47

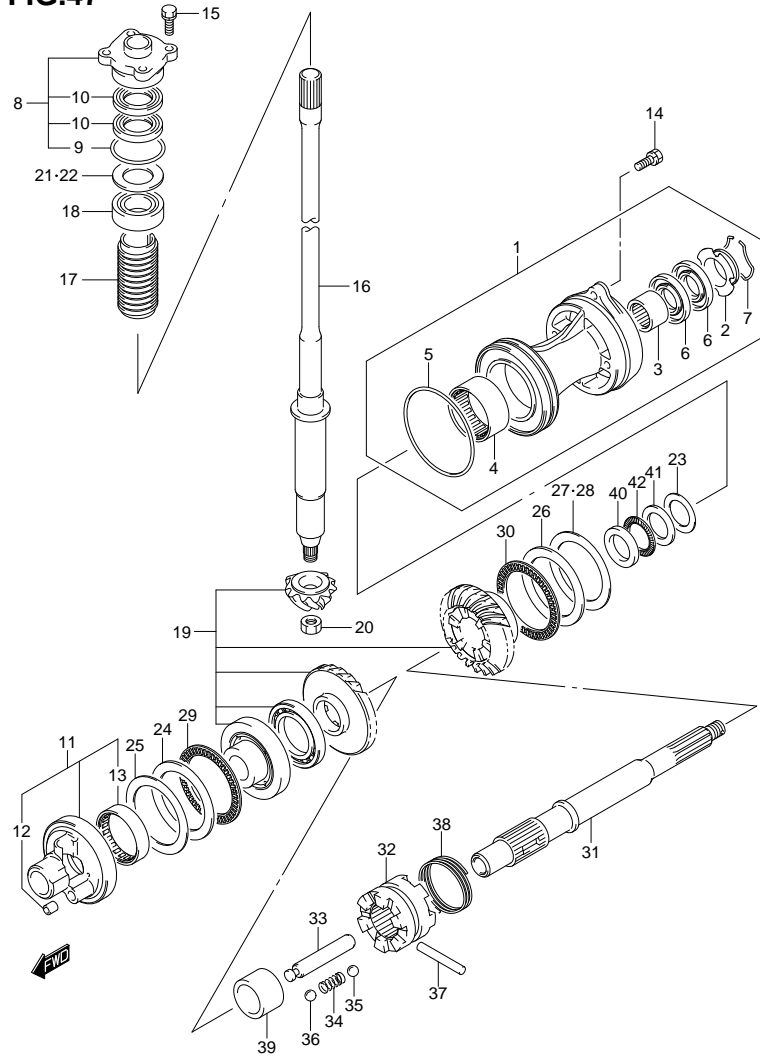
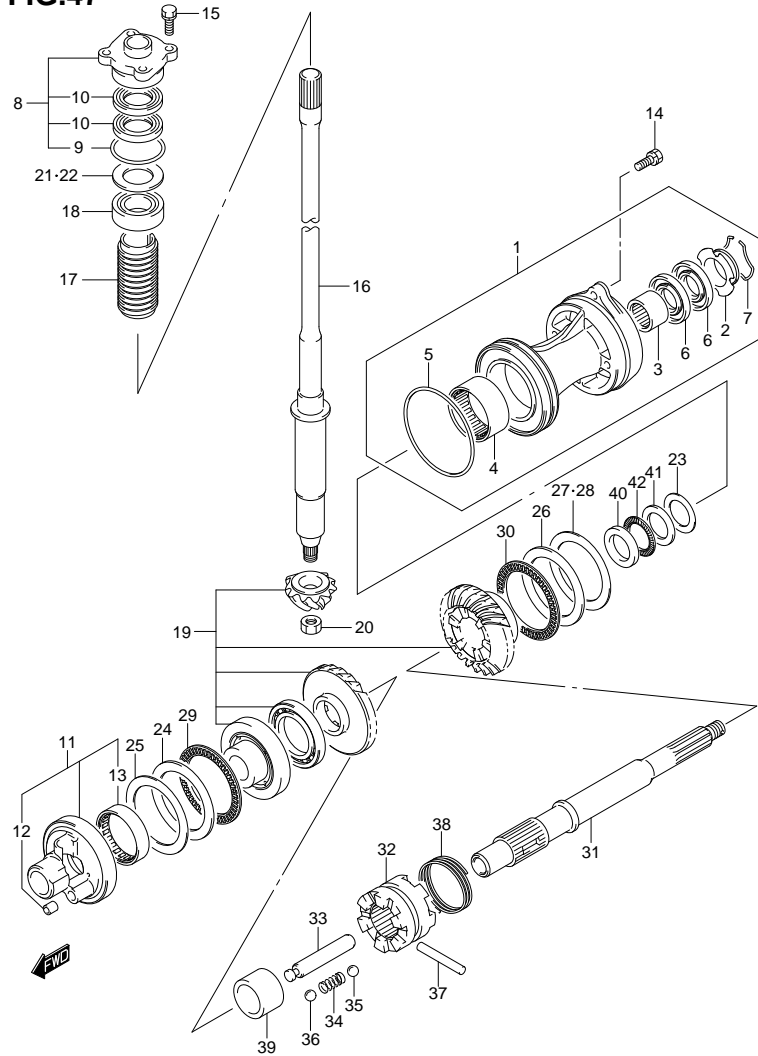


FIG. 47 (1-F-3) TRANSMISSION (DF140Z F40)

REF NO.	PART NO.	DESCRIPTION	Q'TY	REMARKS
22-13	09181-41013	·SHIM (41X52X1.10)	1	
22-14	09181-41014	·SHIM (41X52X1.15)	1	
23-1	09160-35015	WASHER (35X46X0.6)	1	PROP SAFT REV
23-2	09160-35014	WASHER (35X46X0.7)	1	PROP SAFT REV
23-3	09160-35013	WASHER (35X46X0.8)	1	PROP SAFT REV
23-4	09160-35006	WASHER (35X46X0.9)	1	PROP SAFT REV
23-5	09160-35008	WASHER (35X46X0.95)	1	PROP SAFT REV
23-6	09160-35002	WASHER (35X46X1.0)	1	PROP SAFT REV
23-7	09160-35009	WASHER (35X46X1.05)	1	PROP SAFT REV
23-8	09160-35003	WASHER (35X46X1.1)	1	PROP SAFT REV
23-9	09160-35010	WASHER (35X46X1.15)	1	PROP SAFT REV
24	09160-60011	WASHER (60X85X3.0)	1	REV GEAR
25-1	09160-60008	WASHER (60X85X0.8)	1	
25-2	09160-60009	WASHER (60X85X0.9)	1	
25-3	09160-60003	WASHER (60X85X1.0)	1	
25-4	09160-60004	WASHER (60X85X1.1)	1	
25-5	09160-60005	WASHER (60X85X1.2)	1	
25-6	09160-60006	WASHER (60X85X1.3)	1	
25-7	09160-60007	WASHER (60X85X1.4)	1	
26	09160-70005	WASHER (70X95X2.0)	1	FWD GEAR
27	57500-92813	SHIM SET, FWD GEAR	1	FWD GEAR
28-1	09181-70006	·SHIM (70X95X0.6)	1	FWD GEAR
28-2	09181-70009	·SHIM (70X95X0.65)	1	FWD GEAR
28-3	09181-70001	·SHIM (70X95X0.7)	1	FWD GEAR
28-4	09181-70010	·SHIM (70X95X0.75)	1	FWD GEAR
28-5	09181-70002	·SHIM (70X95X0.8)	1	FWD GEAR
28-6	09181-70011	·SHIM (70X95X0.85)	1	FWD GEAR
28-7	09181-70003	·SHIM (70X95X0.9)	1	FWD GEAR
28-8	09181-70012	·SHIM (70X95X0.95)	1	FWD GEAR
28-9	09181-70004	·SHIM (70X95X1.0)	1	FWD GEAR
29	09269-60001	BEARING (60X85X3.0)	1	REV
30	09269-70001	BEARING (70X95X4.0)	1	FWD
31	57610-92J31	SHAFT, PROPELLER	1	
32	57621-92J10	SHIFTER, CLUTCH DOG	1	

**FIG.47**



**FIG. 47 (1-F-4) TRANSMISSION (DF140Z F40)**

REF NO.	PART NO.	DESCRIPTION	QTY	REMARKS
33	57631-92J00	PIN. CONNECTOR	1	
34	09440-09040	SPRING	1	
35	06111-07004	BALL	2	NO.1
36	06111-11004	BALL	2	NO.2
37	09202-07002	PIN	1	
38	09440-49004	SPRING	1	
39	57616-92J00	SPACER, CLUTCH DOG FWD	1	
40	09160-30055	WASHER (30X47X6.0)	1	PROP SAFT REV
41	09160-30056	WASHER (32X47X3.0)	1	PROP SAFT REV
42	09269-30014	BEARING (30X47X2.0)	1	PROP SAFT REV

FIG.48

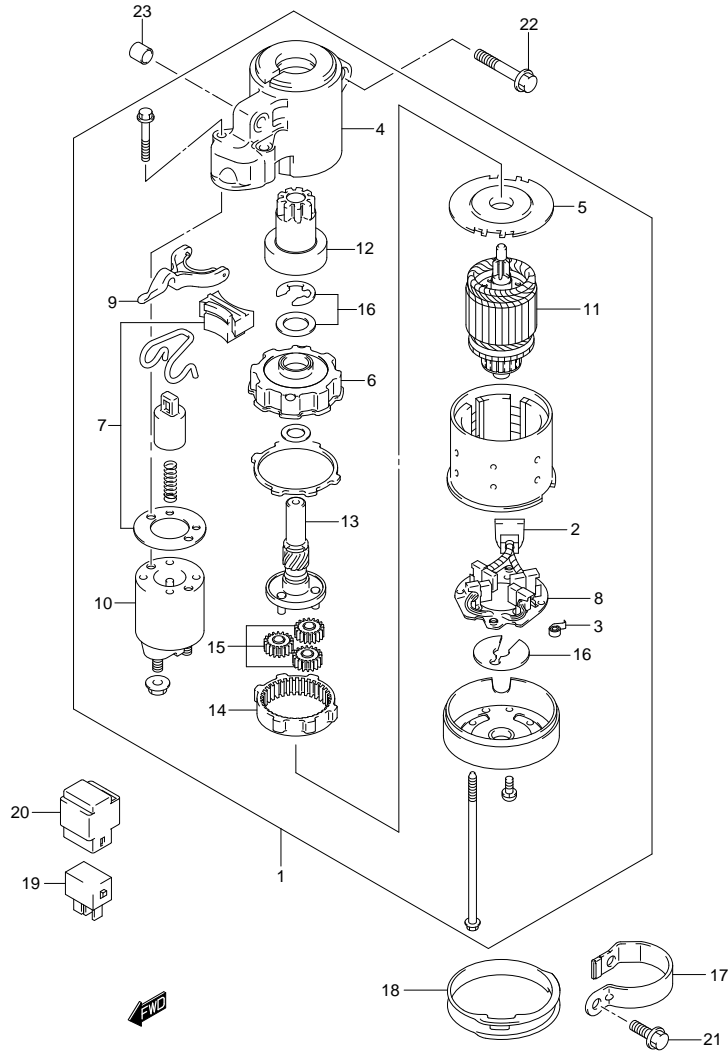
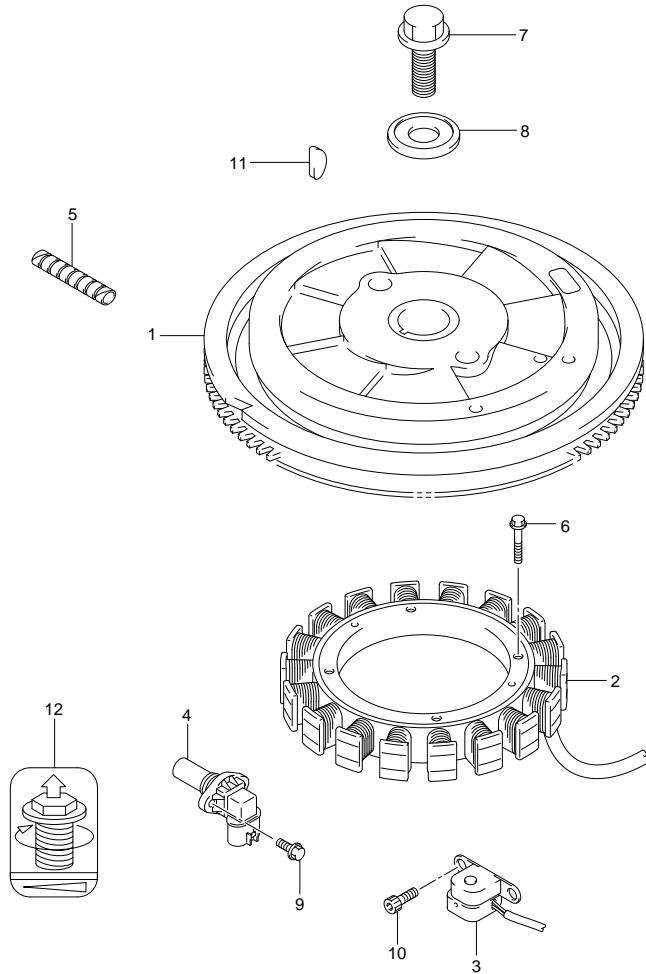


FIG.48 (1-F-5) STARTING MOTOR

REF. NO.	PART NO.	DESCRIPTION	Q'TY	REMARKS
1	31100-90J01	STARTING MOTOR	1	
2	31131-90J01	·BRUSH SET, PLUS	1	
3	31135-90J00	·SPRING	4	
4	31151-90J00	·CASE, GEAR	1	
5	31152-90J00	·PLATE, CENTER	1	
6	31153-90J00	·BRACKET, PLANET GEAR	1	
7	31171-90J00	·COVER KIT, DUST	1	
8	31173-90J01	·HOLDER, BRUSH	1	
9	31191-90J00	·LEVER, SHIFT	1	
10	31220-90J00	·SWITCH, MAGNET	1	
11	31310-90J00	·ARMATURE	1	
12	31320-90J00	·PINION	1	
13	31341-90J00	·SHAFT, PINION	1	
14	31343-90J00	·INTERNAL GEAR	1	
15	31344-90J00	·GEAR, PLANETARY	3	
16	31360-90J00	·WASHER SET	1	
17	31912-90J00	BAND, STARTING MOTOR	1	
18	31918-90J10	DAMPER, LOWER	1	
19	38860-76F01	RELAY, STARTING MOTOR	1	
20	38915-90J00	HOLDER, RELAY	1	
21	01550-08207	BOLT	2	
22	01550-10507	BOLT	2	
23	04211-13149	PIN	2	



**FIG.49**



**FIG. 49 (1-F-6) MAGNETO**

REF NO.	PART NO.	DESCRIPTION	Q' TY	REMARKS
1	32102-92J10	FLYWHEEL	1	
2	32120-90J20	COIL, BATTERY CHARGING	1	
3	32160-87L00	COIL, IGNITION TIMING	1	
4	33220-76G02	SENSOR, CAM POSITION	1	
5	33833-91J00	TUBE	1	L:250→100
6	09103-06231	BOLT (6X35)	4	
7	09103-16004	BOLT (16X50)	1	
8	09160-16048	WASHER (16.5X60.5X7.0)	1	
9	01547-06167	BOLT	1	
10	09106-05030	BOLT (5X10)	2	
11	08341-31059	KEY, WOODRUFF	1	
12	32118-90J00	LABEL, MAG BOLT	1	

FIG.50

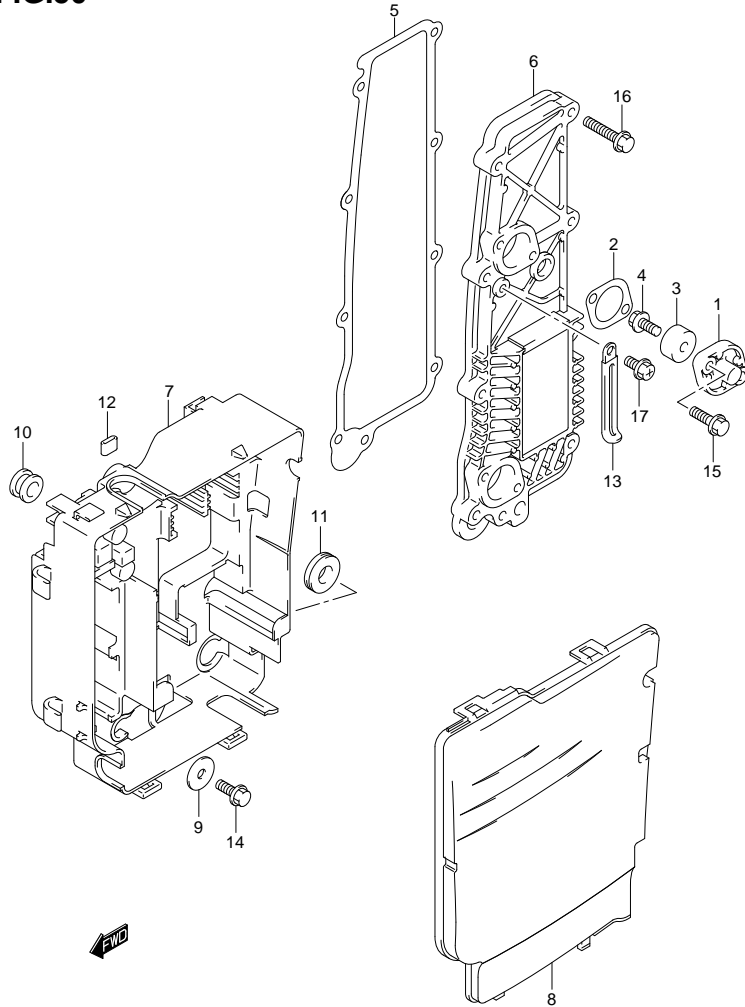
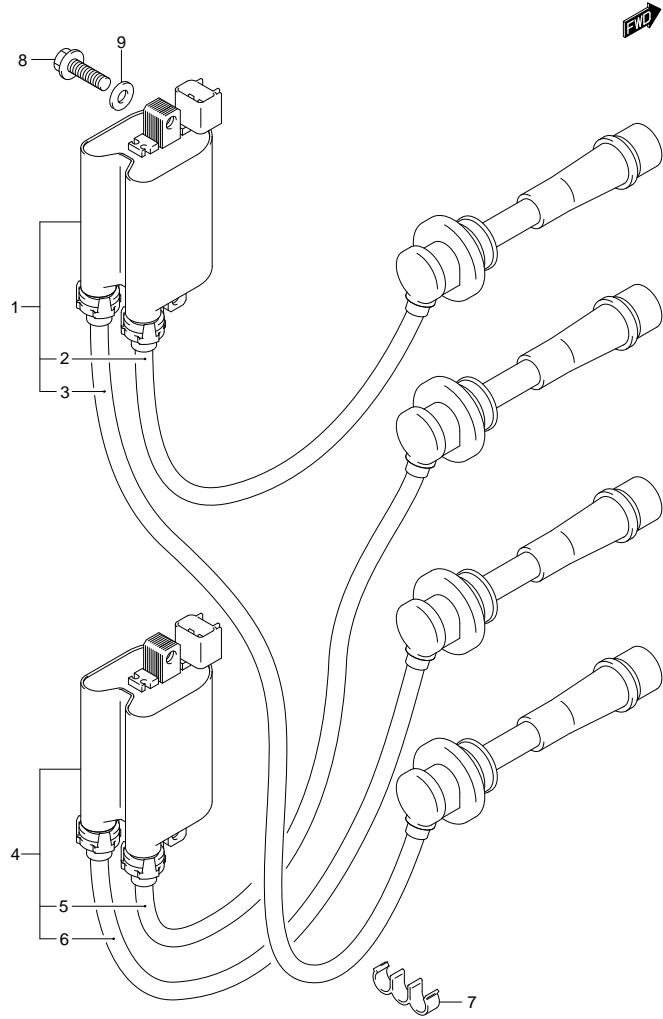


FIG. 50 (1-F-7) RECTIFIER

REF NO.	PART NO.	DESCRIPTION	QTY	REMARKS
1	11261-87E10	COVER, PROTECTION ANODE	2	
2	11265-87E10	GASKET, PROTECTION COVER	2	
3-1	55321-87J00	ANODE, PROTECTION	2	
3-2	55321-87J10	ANODE (MAGNESIUM)	2	OPT
4	09103-06281	BOLT (6X14)	2	
5	14151-90J00	GASKET, RECTIFIER	1	
6	32800-90J30	RECTIFIER & REGULATOR	1	
7	32890-90J01	HOLDER, ELECTRIC PARTS	1	
8	32891-90J00	COVER, ELECTRIC PARTS HOLDER	1	
9	09160-06054	WASHER (6.5X22X1.6)	1	
10	09320-10008	CUSHION	2	
11	09320-12011	CUSHION	1	
12	09329-01007	CUSHION	1	
13	29404-93J10	CLAMP	1	
14	01550-06167	BOLT	1	
15	01550-06207	BOLT	4	
16	01550-06307	BOLT	9	
17	02162-06127	BOLT	1	

**FIG.51**



**FIG. 51 (1-F-8) IGNITION COIL**

REF NO.	PART NO.	DESCRIPTION	Q'TY	REMARKS
1	33410-90J00	COIL ASSY, IGNITION	1	
2	33710-90J00	·CORD, HIGH TENSION	1	NO.1
3	33740-90J00	·CORD, HIGH TENSION	1	NO.4
4	33420-90J00	COIL ASSY, IGNITION	1	
5	33720-90J00	·CORD, HIGH TENSION	1	NO.2
6	33730-90J00	·CORD, HIGH TENSION	1	NO.3
7	09408-00035	CLAMP	2	
8	01550-06257	BOLT	4	
9	08322-01067	WASHER	4	

FIG.52

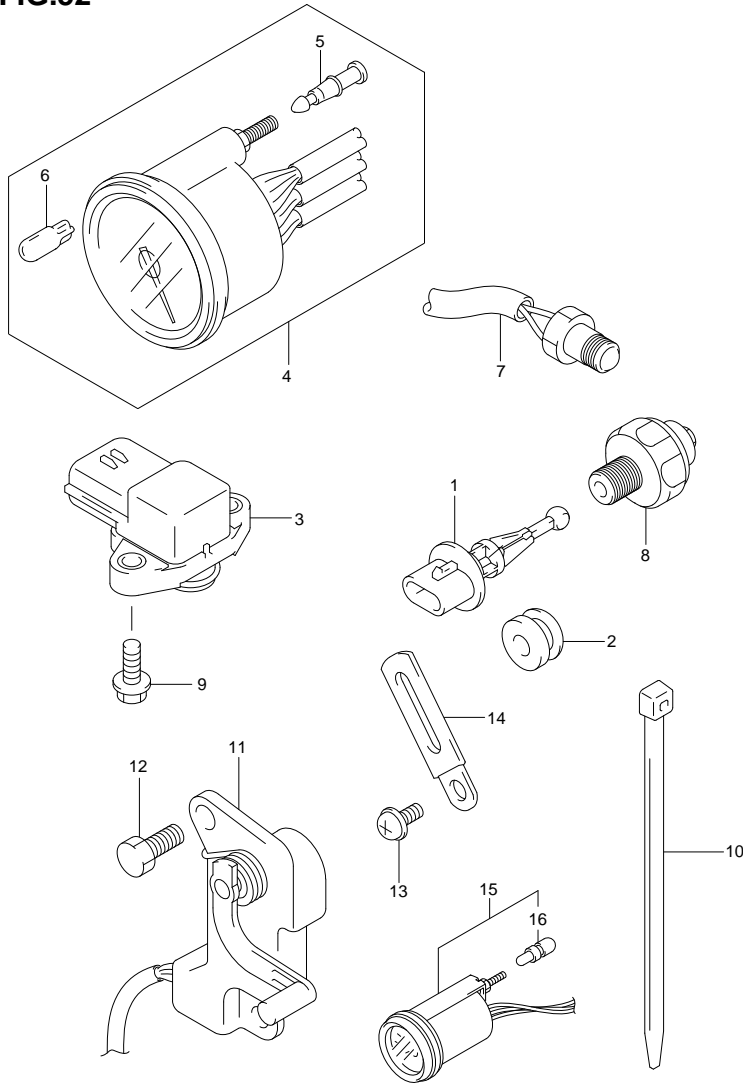


FIG. 52 (1-F-9) SENSOR (DF140T E1)

REF NO.	PART NO.	DESCRIPTION	Q' TY	REMARKS
1	13650-52G00	SENSOR, INLET AIR TEMP	1	
2	13655-87J00	GROMMET, AIR TEMP SENSOR	1	
3	18590-68H00	SENSOR, PRESSURE	1	
4-1	34200-93J00	TACHOMETER ASSY	1	BLACK W/TACHOMETWR
4-2	34200-93J11	TACHOMETER ASSY	1	WHITE W/TACHOMETWR
5	36615-96300	·TERMINAL, RESIN	4	W/TACHOMETWR
6	09471-12077	·BULB	1	W/TACHOMETWR
7	34830-87J20	SENSOR ASSY, EXHAUST TEMP	2	
8	37820-99E01	SWITCH, OIL PRESSURE	1	
9	02162-05207	SCREW	2	
10-1	09407-14403	CLAMP (L:125)	1	FOR TEMP SENSOR
10-2	09407-14407	CLAMP (L:145)	1	FOR TRIM SENDER
11	34801-99E04	SENDER ASSY, TRIM	1	
12	09100-06113	BOLT (6X16)	2	
13	09125-06063	SCREW (6X10)	1	
14	29404-93J10	CLAMP	1	
15-1	34800-93J00	METER ASSY, TRIM	1	BLACK W/TRIM METER
15-2	34800-93J11	METER ASSY, TRIM	1	WHITE W/TRIM METER
16	09471-12103	·BULB	1	W/TRIM METER

FIG.53

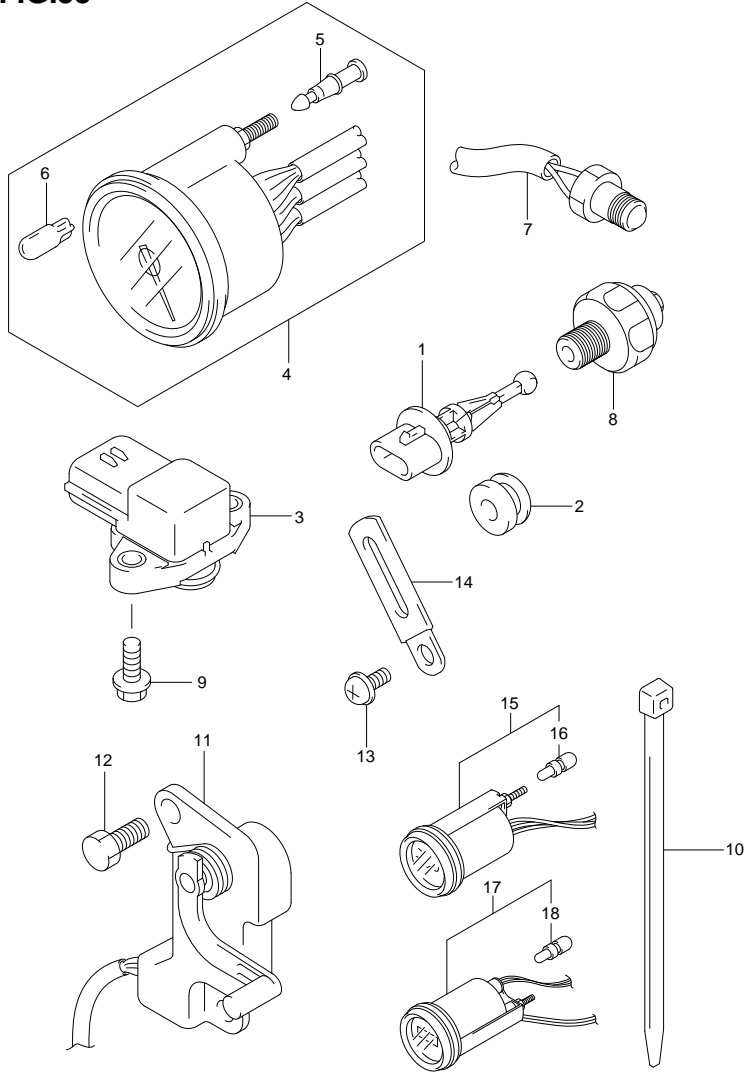
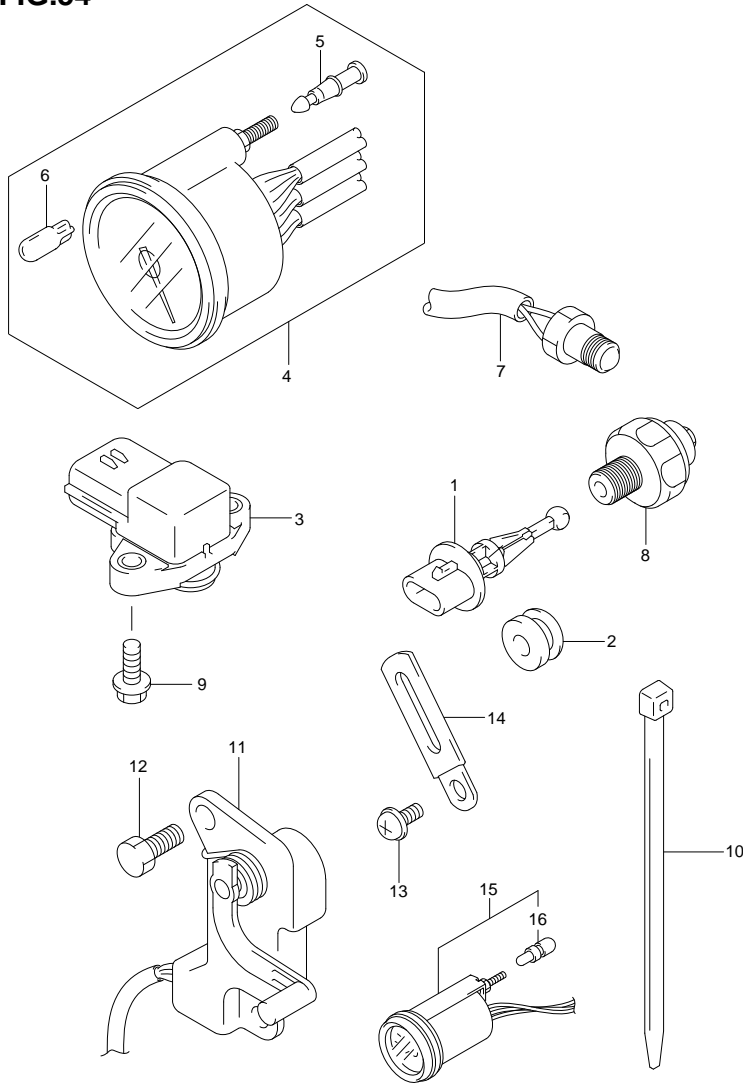


FIG. 53 (1-F-10) SENSOR (DF140T F40)

REF NO.	PART NO.	DESCRIPTION	Q'TY	REMARKS
1	13650-52G00	SENSOR, INLET AIR TEMP	1	
2	13655-87J00	GROMMET, AIR TEMP SENSOR	1	
3	18590-68H00	SENSOR, PRESSURE	1	
4-1	34200-93J00	TACHOMETER ASSY	1	BLACK
4-2	34200-93J11	TACHOMETER ASSY	1	WHITE
5	36615-96300	·TERMINAL, RESIN	4	
6	09471-12077	·BULB	1	
7	34830-87J20	SENSOR ASSY, EXHAUST TEMP	2	
8	37820-99E01	SWITCH, OIL PRESSURE	1	
9	02162-05207	SCREW	2	
10-1	09407-14403	CLAMP (L:125)	1	FOR TEMP SENSOR
10-2	09407-14407	CLAMP (L:145)	1	FOR TRIM SENDER
11	34801-99E04	SENDER ASSY, TRIM	1	
12	09100-06113	BOLT (6X16)	2	
13	09125-06063	SCREW (6X10)	1	
14	29404-93J10	CLAMP	1	
15-1	34800-93J00	METER ASSY, TRIM	1	BLACK W/TRIM METER
15-2	34800-93J11	METER ASSY, TRIM	1	WHITE W/TRIM METER
16	09471-12103	·BULB	1	W/TRIM METER
17-1	34500-93J00	METER ASSY, HOUR	1	BLACK W/HOUR METER
17-2	34500-93J11	METER ASSY, HOUR	1	WHITE W/HOUR METER
18	09471-12103	·BULB	1	W/HOUR METER

**FIG.54**



**FIG. 54 (1-F-11) SENSOR (DF140Z E1)**

REF NO.	PART NO.	DESCRIPTION	Q' TY	REMARKS
1	13650-52G00	SENSOR, INLET AIR TEMP	1	
2	13655-87J00	GROMMET, AIR TEMP SENSOR	1	
3	18590-68H00	SENSOR, PRESSURE	1	
4-1	34200-93J00	TACHOMETER ASSY	1	BLACK W/TACHOMETWR
4-2	34200-93J11	TACHOMETER ASSY	1	WHITE W/TACHOMETWR
5	36615-96300	·TERMINAL, RESIN	4	W/TACHOMETWR
6	09471-12077	·BULB	1	W/TACHOMETWR
7	34830-87J20	SENSOR ASSY, EXHAUST TEMP	2	
8	37820-99E01	SWITCH, OIL PRESSURE	1	
9	02162-05207	SCREW	2	
10-1	09407-14403	CLAMP (L:125)	1	FOR TEMP SENSOR
10-2	09407-14407	CLAMP (L:145)	1	FOR TRIM SENDER
11	34801-99E04	SENDER ASSY, TRIM	1	
12	09100-06113	BOLT (6X16)	2	
13	09125-06063	SCREW (6X10)	1	
14	29404-93J10	CLAMP	1	
15-1	34800-93J00	METER ASSY, TRIM	1	BLACK W/TRIM METER
15-2	34800-93J11	METER ASSY, TRIM	1	WHITE W/TRIM METER
16	09471-12103	·BULB	1	W/TRIM METER

FIG.55

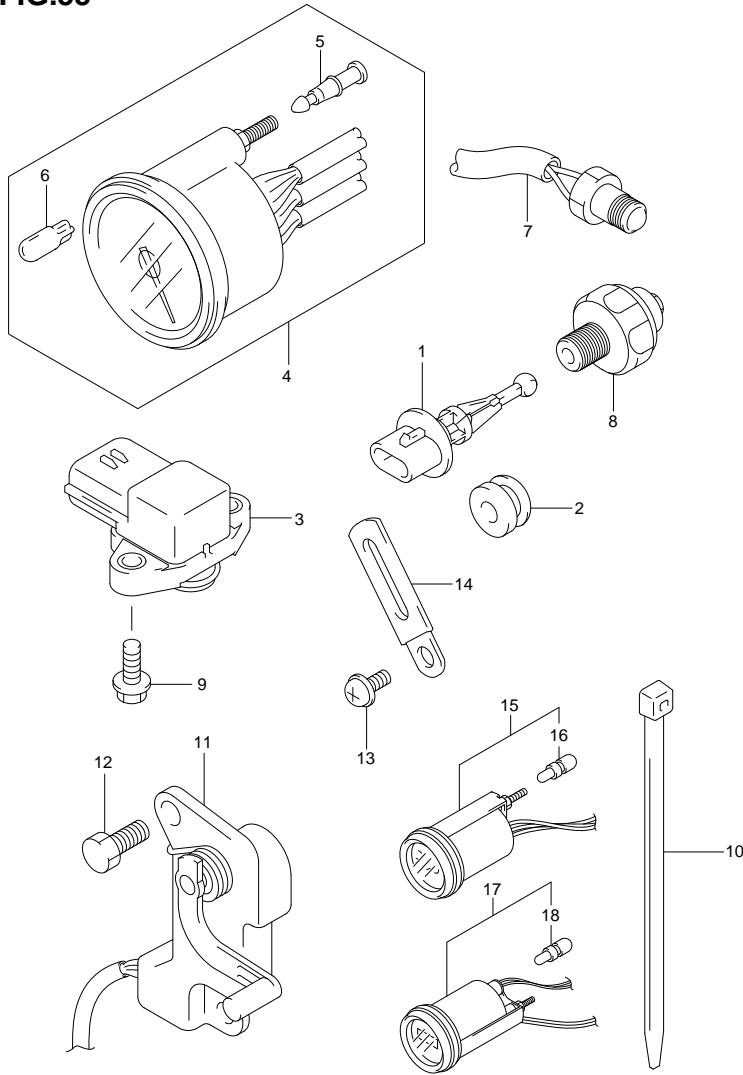


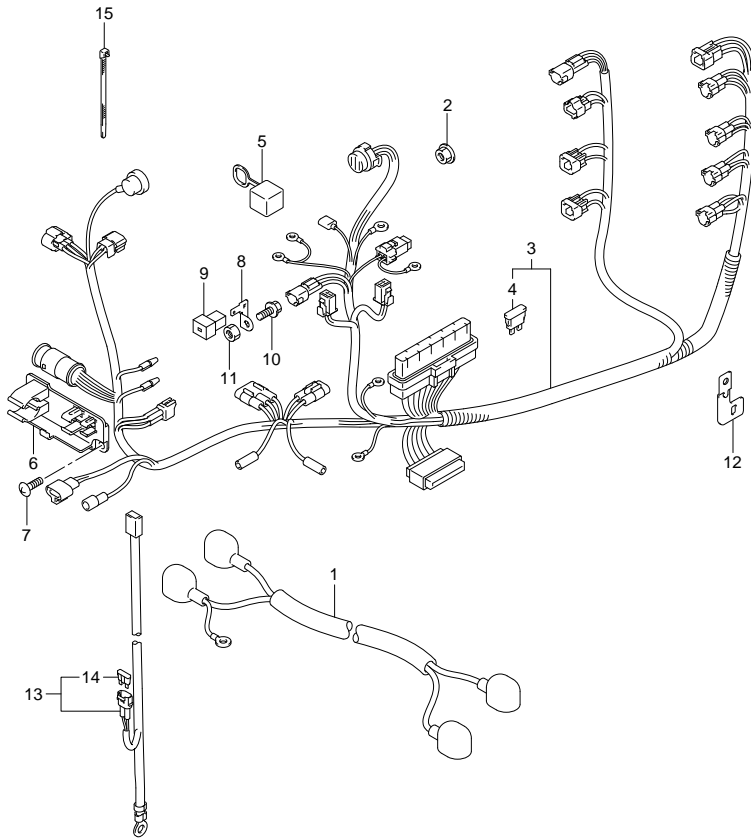
FIG. 55 (1-F-12) SENSOR (DF140Z F40)

REF NO.	PART NO.	DESCRIPTION	Q'TY	REMARKS
1	13650-52G00	SENSOR, INLET AIR TEMP	1	
2	13655-87J00	GROMMET, AIR TEMP SENSOR	1	
3	18590-68H00	SENSOR, PRESSURE	1	
4-1	34200-93J00	TACHOMETER ASSY	1	BLACK
4-2	34200-93J11	TACHOMETER ASSY	1	WHITE
5	36615-96300	·TERMINAL, RESIN	4	
6	09471-12077	·BULB	1	
7	34830-87J20	SENSOR ASSY, EXHAUST TEMP	2	
8	37820-99E01	SWITCH, OIL PRESSURE	1	
9	02162-05207	SCREW	2	
10-1	09407-14403	CLAMP (L:125)	1	FOR TEMP SENSOR
10-2	09407-14407	CLAMP (L:145)	1	FOR TRIM SENDER
11	34801-99E04	SENDER ASSY, TRIM	1	
12	09100-06113	BOLT (6X16)	2	
13	09125-06063	SCREW (6X10)	1	
14	29404-93J10	CLAMP	1	
15-1	34800-93J00	METER ASSY, TRIM	1	BLACK W/TRIM METER
15-2	34800-93J11	METER ASSY, TRIM	1	WHITE W/TRIM METER
16	09471-12103	·BULB	1	W/TRIM METER
17-1	34500-93J00	METER ASSY, HOUR	1	BLACK W/HOUR METER
17-2	34500-93J11	METER ASSY, HOUR	1	WHITE W/HOUR METER
18	09471-12103	·BULB	1	W/HOUR METER

FIG.56

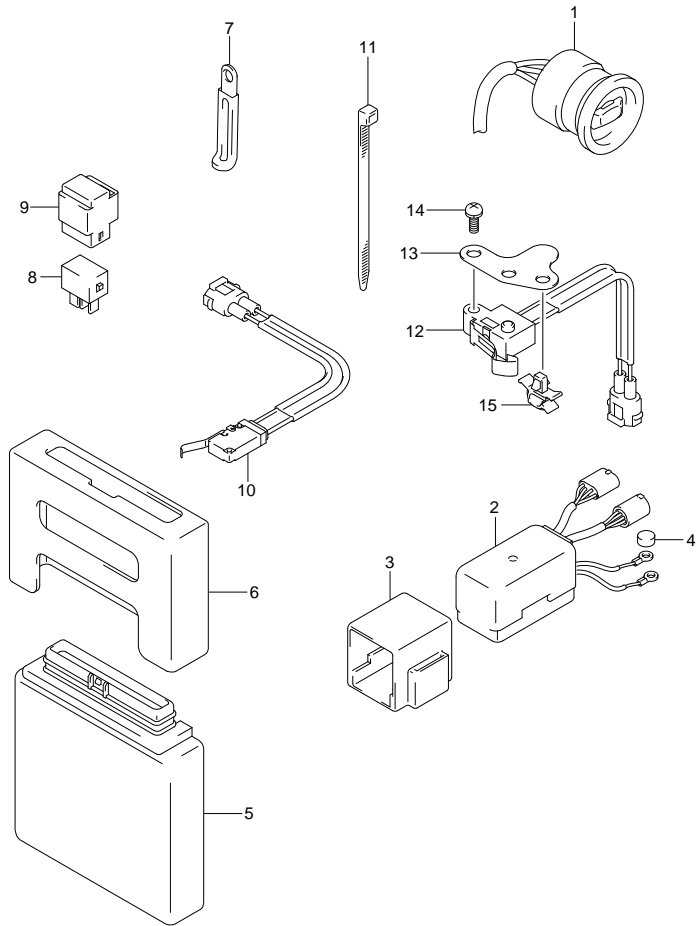
FIG.56 (1-F-13) HARNESS

REF NO.	PART NO.	DESCRIPTION	Q'TY	REMARKS
1	33810-90J10	CABLE, STARTER MOTOR	1	
2	08316-10087	NUT	1	
3	36610-90J81	HARNESS, ASSY WIRING	1	
4	09481-30501	·FUSE (30A)	1	
5	33634-96J00	·CAP, SERVICE CONNECTOR	1	
6	36616-90J10	HOLDER, REMOCON CONNECTOR	1	
7	02142-06167	SCREW	2	
8	36865-90J00	TERMINAL, MAIN FUSE	2	
9	09481-60401	FUSE, SLOW BLOW	2	
10	01570-06107	BOLT	2	
11	08310-00067	NUT	2	
12	36617-90J00	BRACKET, JOINT CONNECTOR	1	
13-1	36625-93J00	LEAD, BATTERY	1	
13-2	36625-93J10	LEAD, BATTERY	1	OPT
14	09481-15501	·FUSE (15A)	1	
15	09407-14407	CLAMP, BATTERY LEAD	2	





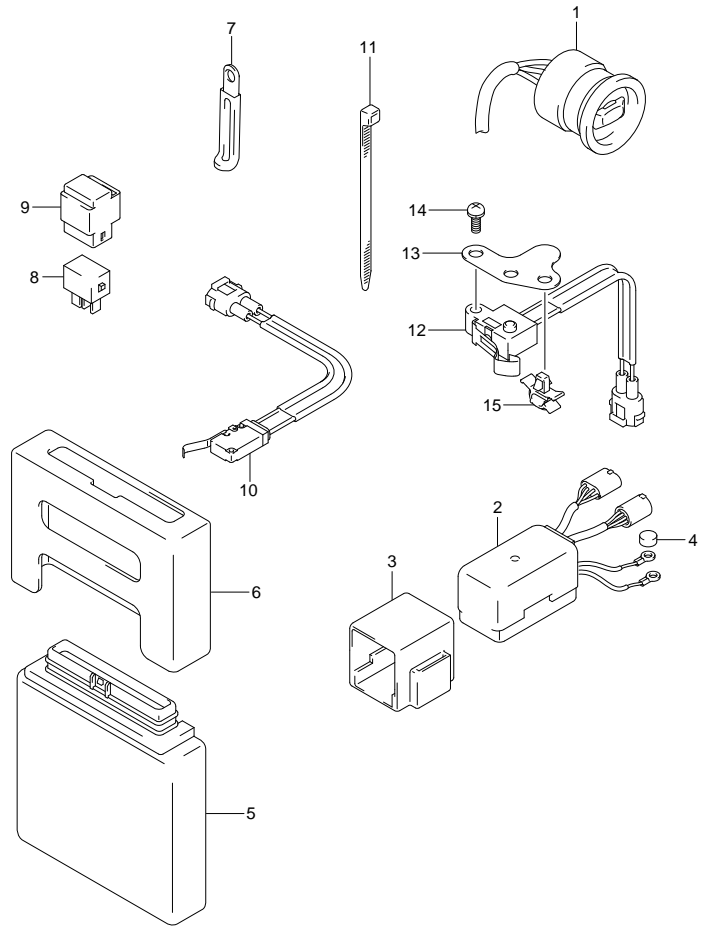
**FIG.57**



**FIG. 57 (1-F-14) PTT SWITCH & ENGINE CONTROL UNIT (DF140T E1)**

REF NO.	PART NO.	DESCRIPTION	Q'TY	REMARKS
1	37850-99E04	SWITCH, PTT	1	
2	38410-93J12	RELAY, PTT	1	
3	38415-93J00	HOLDER, PTT RELAY	1	
4	09251-09002	CAP	2	
5	33920-92J60	UNIT, ENGINE CONTROL	1	
6	33925-87J00	CUSHION, ENGINE CONTROL UNIT	1	
7	29404-93J10	CLAMP, INJ LEAD	2	
8	38860-76F01	RELAY, ENGINE CONTROL UNIT	1	
9	38915-90J00	HOLDER, RELAY	1	
10	37722-93J11	SWITCH ASSY, TILT LIMIT	1	
11	09407-14407	CLAMP	2	
12	37721-93J00	SWITCH ASSY, NEUTRAL	1	
13	37726-90J10	BRACKET, NEUTRAL SWITCH	1	
14	09137-04004	SCREW (4X16)	2	
15	09403-06316	CLAMP	1	

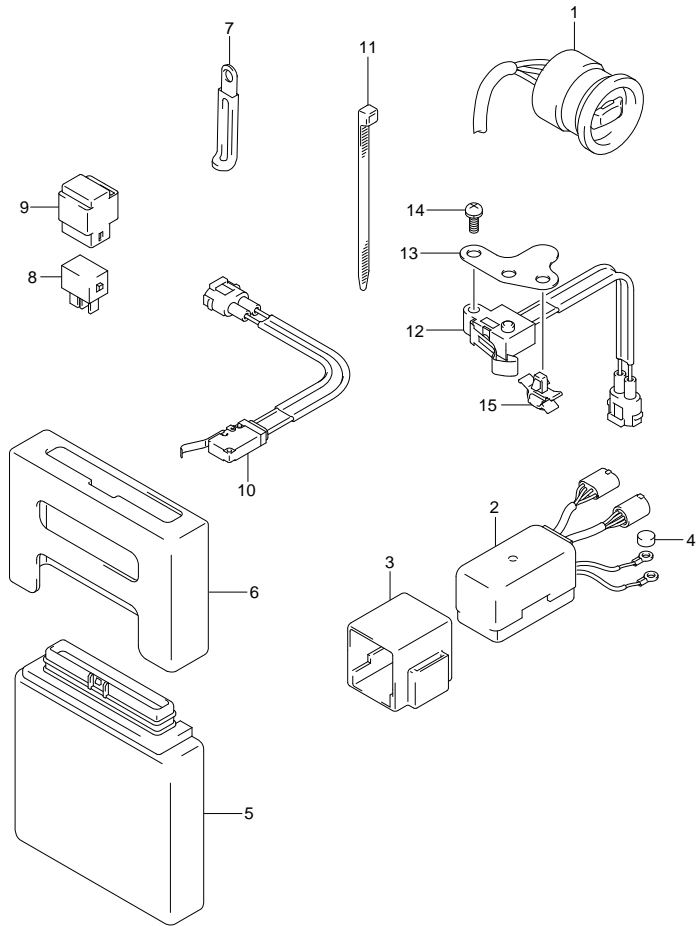
**FIG.58**



**FIG. 58 (1-F-15) PTT SWITCH & ENGINE CONTROL UNIT (DF140T E40)**

REF NO.	PART NO.	DESCRIPTION	Q'TY	REMARKS
1	37850-99E04	SWITCH, PTT	1	
2	38410-93J12	RELAY, PTT	1	
3	38415-93J00	HOLDER, PTT RELAY	1	
4	09251-09002	CAP	2	
5	33920-92J70	UNIT, ENGINE CONTROL	1	
6	33925-87J00	CUSHION, ENGINE CONTROL UNIT	1	
7	29404-93J10	CLAMP, INJ LEAD	2	
8	38860-76F01	RELAY, ENGINE CONTROL UNIT	1	
9	38915-90J00	HOLDER, RELAY	1	
10	37722-93J11	SWITCH ASSY, TILT LIMIT	1	
11	09407-14407	CLAMP	2	
12	37721-93J00	SWITCH ASSY, NEUTRAL	1	
13	37726-90J10	BRACKET, NEUTRAL SWITCH	1	
14	09137-04004	SCREW (4X16)	2	
15	09403-06316	CLAMP	1	

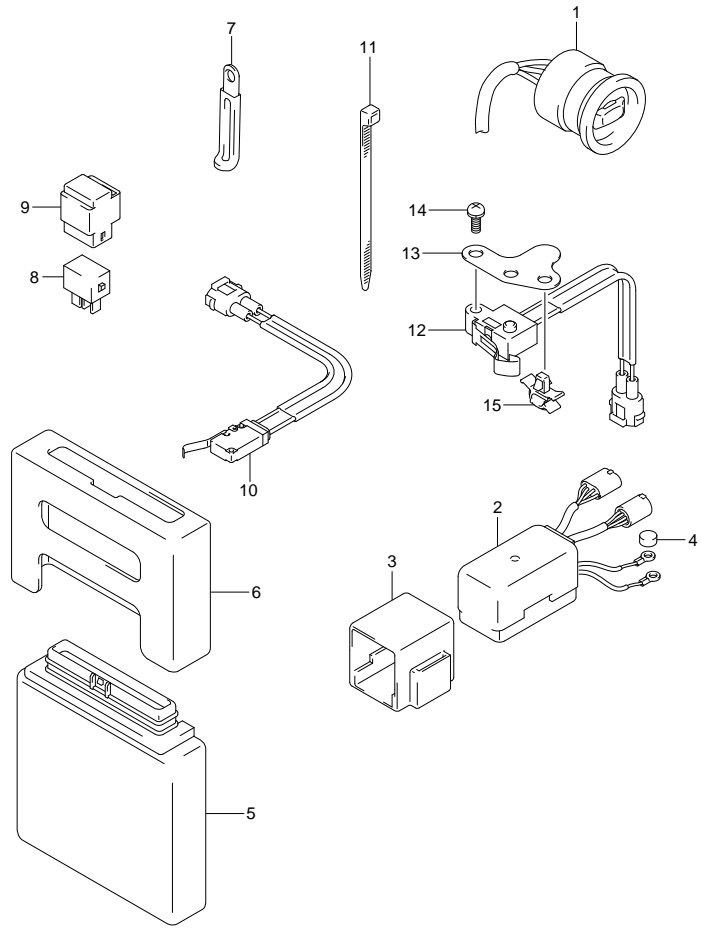
**FIG.59**



**FIG. 59 (1-G-2) PTT SWITCH & ENGINE CONTROL UNIT (DF140Z E1)**

REF NO.	PART NO.	DESCRIPTION	Q'TY	REMARKS
1	37850-99E04	SWITCH, PTT	1	
2	38410-93J12	RELAY, PTT	1	
3	38415-93J00	HOLDER, PTT RELAY	1	
4	09251-09002	CAP	2	
5	33920-92J60	UNIT, ENGINE CONTROL	1	
6	33925-87J00	CUSHION, ENGINE CONTROL UNIT	1	
7	29404-93J10	CLAMP, INJ LEAD	2	
8	38860-76F01	RELAY, ENGINE CONTROL UNIT	1	
9	38915-90J00	HOLDER, RELAY	1	
10	37722-93J11	SWITCH ASSY, TILT LIMIT	1	
11	09407-14407	CLAMP	2	
12	37721-93J00	SWITCH ASSY, NEUTRAL	1	
13	37726-90J10	BRACKET, NEUTRAL SWITCH	1	
14	09137-04004	SCREW (4X16)	2	
15	09403-06316	CLAMP	1	

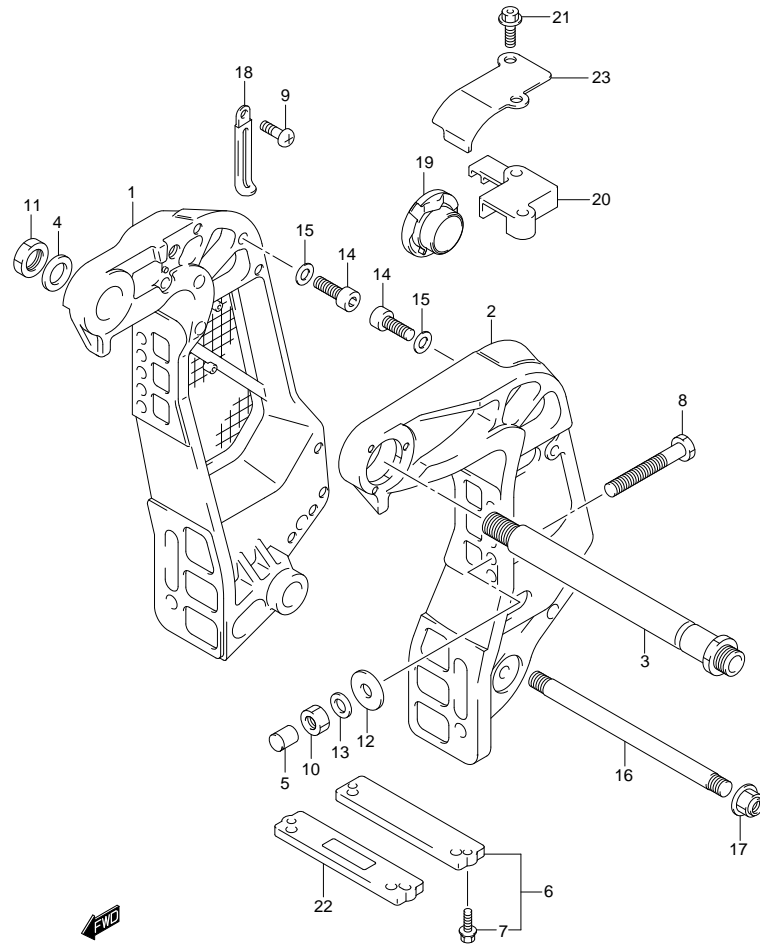
**FIG.60**



**FIG. 60 (1-G-3) PTT SWITCH & ENGINE CONTROL UNIT (DF140Z F40)**

REF NO.	PART NO.	DESCRIPTION	Q'TY	REMARKS
1	37850-99E04	SWITCH, PTT	1	
2	38410-93J12	RELAY, PTT	1	
3	38415-93J00	HOLDER, PTT RELAY	1	
4	09251-09002	CAP	2	
5	33920-92J70	UNIT, ENGINE CONTROL	1	
6	33925-87J00	CUSHION, ENGINE CONTROL UNIT	1	
7	29404-93J10	CLAMP, INJ LEAD	2	
8	38860-76F01	RELAY, ENGINE CONTROL UNIT	1	
9	38915-90J00	HOLDER, RELAY	1	
10	37722-93J11	SWITCH ASSY, TILT LIMIT	1	
11	09407-14407	CLAMP	2	
12	37721-93J00	SWITCH ASSY, NEUTRAL	1	
13	37726-90J10	BRACKET, NEUTRAL SWITCH	1	
14	09137-04004	SCREW (4X16)	2	
15	09403-06316	CLAMP	1	

**FIG.61**



**FIG. 61 (1-G-4) CLAMP BRACKET**

REF NO.	PART NO.	DESCRIPTION	Q'TY	REMARKS
1	41111-92J03-0EP	BRACKET, CLAMP STBD (BLACK)	1	
2	41121-92J04-0EP	BRACKET, CLAMP PORT (BLACK)	1	
3	41130-92J01	SHAFT, CLAMP BRKT	1	
4	41135-92J00	WASHER, CLAMP BRACKET SHAFT	1	
5	41153-94500	CAP, TRANSOM BOLT	4	
6	55320-94900	ZINC, PROTECTION	1	
7	09116-06121	BOLT (6X25)	2	
8-1	09100-12090	BOLT (12X150)	4	
8-2	09100-12091	BOLT (12X115)	1	OPT
9	09125-06063	SCREW (6X10)	1	
10	09159-12014	NUT	4	
11	09159-22006	NUT	1	
12	09160-12044	WASHER (12.5X35X3.2)	4	
13	09160-12110	WASHER (12.5X22X3.0)	4	
14	09106-10065	BOLT (10X20)	2	
15	09160-10082	WASHER (10.5X19X2)	2	
16	45421-87D02	PIN, TILT LOCK	1	
17	09159-14020	NUT	2	
18	29404-93J10	CLAMP	1	
19	48140-93J00	CAM, TILT LIMIT SWITCH	1	
20	48144-93J00	HOLDER, TILT LIMIT SWITCH	1	
21	09103-06278	BOLT (6X25)	2	
22	55321-94910	ANODE (MAGNESIUM)	1	OPT
23	48145-93J00	COVER, TILT LIMIT SWITCH	1	

FIG.62

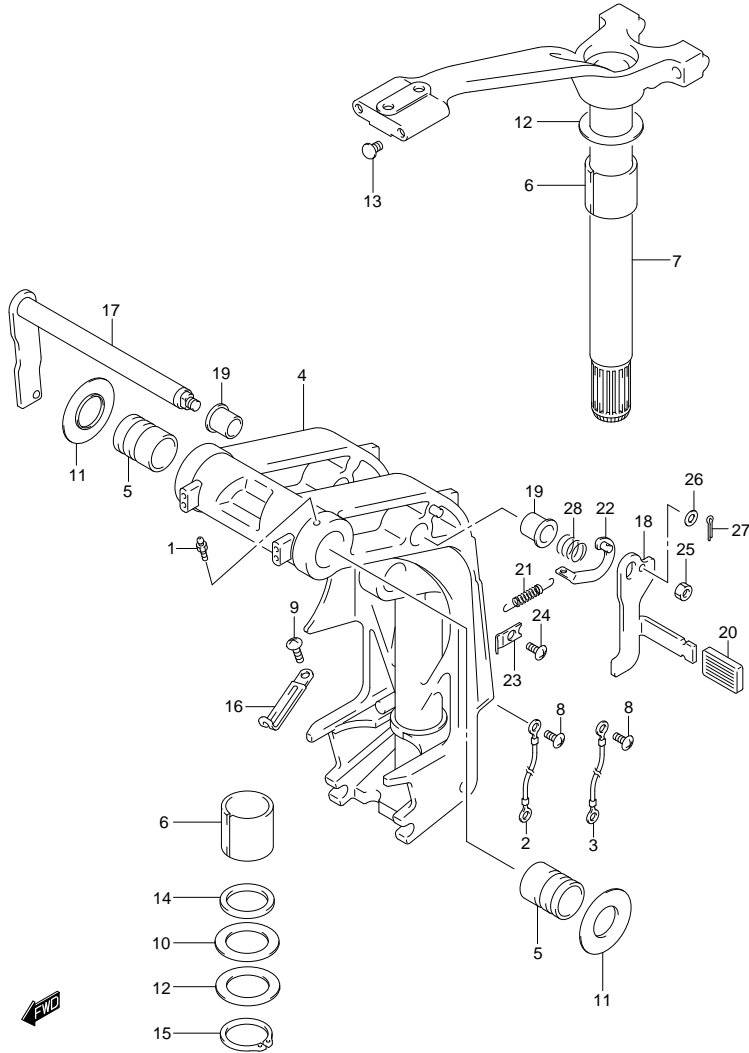


FIG. 62 (1-G-5) SWIVEL BRACKET

REF NO.	PART NO.	DESCRIPTION	QTY	REMARKS
1	22511-99011	NIPPLE, GREASE	4	
2	36894-95201	LEAD (CLAMP TO SWIVEL)	1	
3	36894-87D00	LEAD (SWIVEL TO MOUNT BRKT)	1	
4-1	43111-92J41-0EP	BRACKET, SWIVEL (BLACK)	1	W/TRANSOM(L)
4-2	43111-92J51-0EP	BRACKET, SWIVEL (BLACK)	1	W/TRANSOM(X)
5	43211-93J00	BUSH, CLAMP SHAFT SWIVEL	2	
6	43711-97E00	BUSH, STEERING	2	
7-1	43750-90J22-0EP	BRACKET, STEERING (BLACK)	1	W/TRANSOM(L)
7-2	43750-90J32-0EP	BRACKET, STEERING (BLACK)	1	W/TRANSOM(X)
8	29125-93J10	SCREW (5X8)	3	
9	09125-06063	SCREW (6X10)	2	
10	09160-39001	WASHER (39.5X64X1.0)	2	
11	09169-28003	WASHER	2	
12	09181-39001	SHIM (39.5X64X0.3)	4	
13	09250-10001	PLUG	2	
14	09282-39001	OIL SEAL (39X51X5)	1	
15	09380-38003	CIRCLIP	1	
16	29404-93J10	CLAMP	2	
17	41220-95E13	LEVER, TILT LOCK	1	
18	41221-95E40	LEVER, TILT LOCK PORT	1	
19	41224-95E01	BUSH, TILT STOPPER ROD	2	
20	41225-94400	RUBBER, TILT LOCK LEVER	1	
21	41228-90J00	SPRING, TILT LOCK LEVER	1	
22	41230-95E00	LINK, TILT LOCK LEVER	1	
23	41233-95E10	BRACKET, TILT LOCK SPRING	1	
24	09125-06063	SCREW (6X10)	1	
25	09140-10032	NUT	1	
26	09160-06082	WASHER (6.5X13X1.0)	1	
27	09204-01006	PIN	1	
28	09440-19028	SPRING	1	

FIG.63

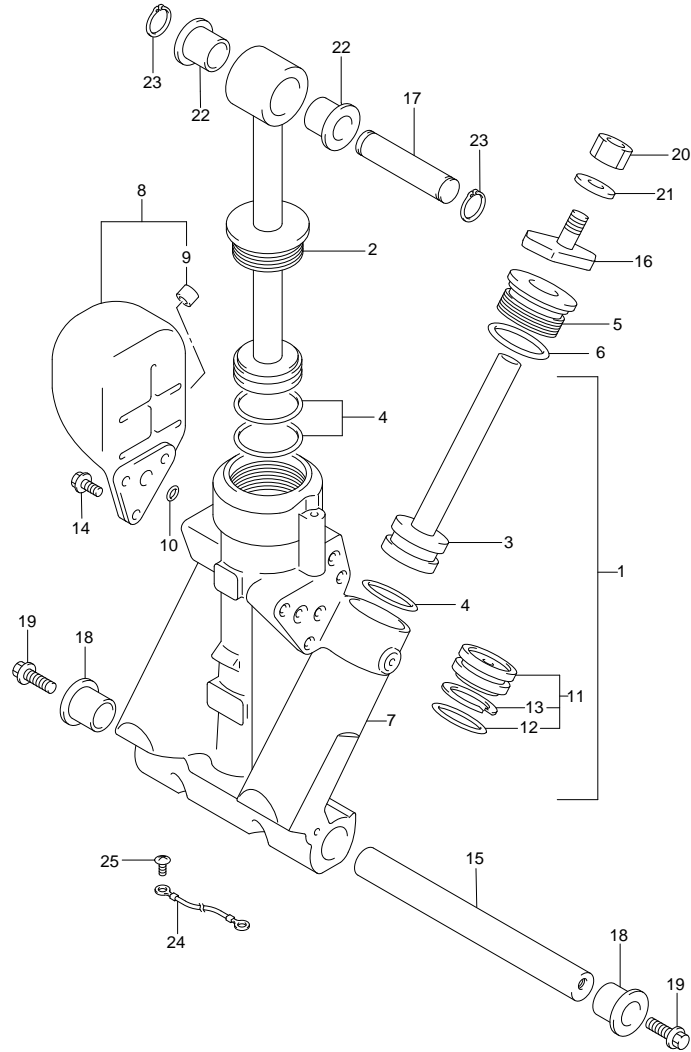


FIG. 63 (1-G-6) TRIM CYLINDER

REF NO.	PART NO.	DESCRIPTION	Q'TY	REMARKS
1	48503-92J01	MANIFOLD SUB ASSY	1	
2	48401-92J01	·PISTON ASSY	1	
3	48601-94900	·PISTON / RAM ASSY	2	
4	48627-95E00	·O RING SET	3	
5	48630-96J01	·HEAD, TRIM CYLINDER	2	
6	48633-94900	·O RING	2	
7	48641-96J01	·MANIFOLD, PTT	1	
8	48570-95E00	RESERVOIR	1	
9	48572-95E00	·CAP	1	
10	48588-94900	O RING	3	
11	48650-94900	PISTON, FREE	2	
12	48405-87D00	·O RING	2	
13	48615-97E00	·RING SET, PISTON	2	
14	48861-92J00	BOLT, RESERVOIR	3	
15	48121-92J00	SHAFT, TILT CYL LOWER	1	
16	48311-96J00	PAD, TRIM CYL RAM	2	
17	48321-87D03	SHAFT, TILT CYL UPPER	1	
18	48326-95E00	BUSH, TILT CYL LOWER	2	
19	09116-10131	BOLT (10X35)	2	
20	09140-10031	NUT,M10X1.25	2	
21	09162-10005	LOCK WASHER (10.2X18.4X2.5)	2	
22	09306-17001	BUSH	2	
23	09380-17009	CIRCLIP	2	UPPER
24	36894-87D00	LEAD	1	
25	09125-06063	SCREW (6X10)	1	

FIG.64

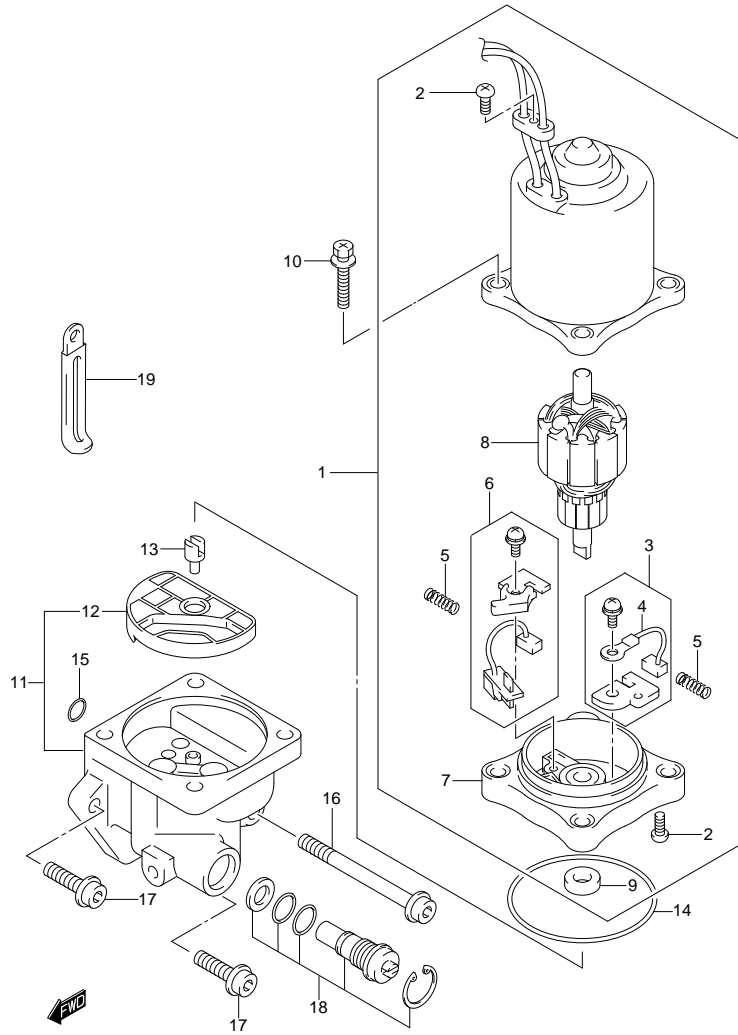


FIG. 64 (1-G-7) PTT MOTOR

REF NO.	PART NO.	DESCRIPTION	QTY	REMARKS
1	38100-92J10	MOTOR ASSY, PTT	1	
2	31111-94900	·SCREW, YOKE	2	
2A	31123-94910	·O RING	1	
3	31133-90J00	·BRUSH SET, PLUS	1	
4	31133-94900	··BRUSH	1	
5	31135-94900	·SPRING	2	
6	31136-90J10	·BREAKER	1	
7	31173-94910	·HOLDER, BRUSH	1	
8	31311-94900	·ARMATURE	1	
9	33799-97E00	·OIL SEAL	1	
10	31281-92J00	BOLT	4	
11	48502-92J03	PUMP ASSY	1	
12	48582-95E01	·FILTER	1	
13	48583-95E00	JOINT, DRIVE	1	
14	48585-95E00	O RING	1	
15	48588-94900	O RING SET	1	
16	48862-92J00	BOLT	1	
17	48862-92J10	BOLT	2	
18	48864-92J01	VALVE, MANUAL	1	
19	29404-93J10	CLAMP	1	



FIG.65

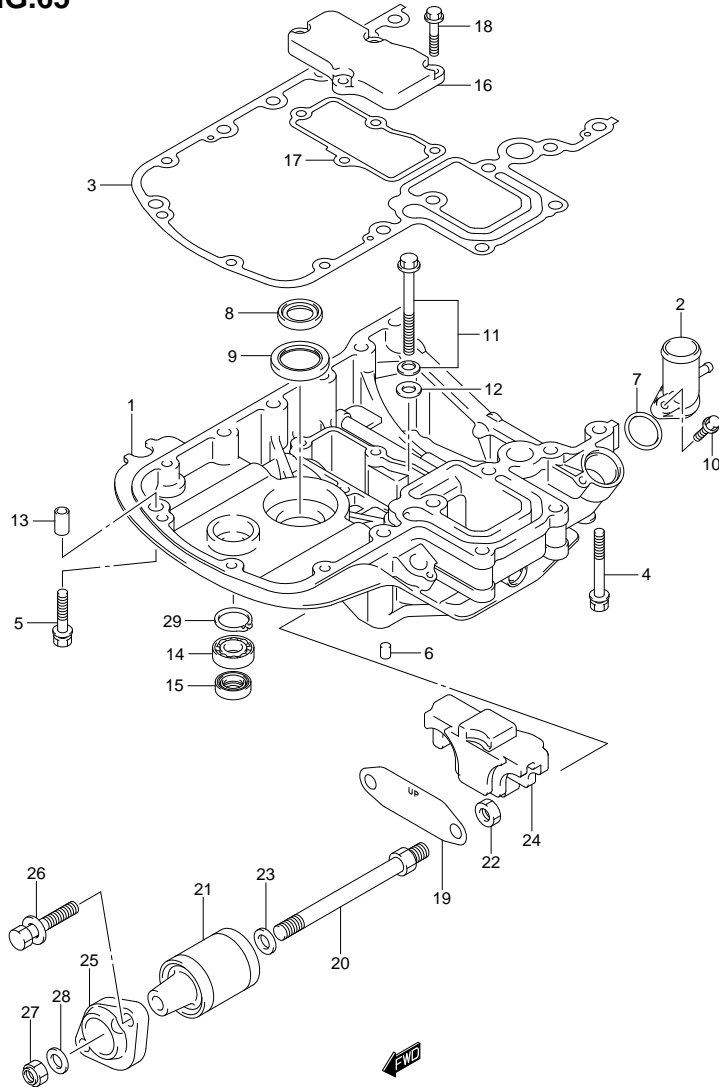


FIG. 65 (1-G-8) ENGINE HOLDER

REF NO.	PART NO.	DESCRIPTION	Q' TY	REMARKS
1	51110-90842-0EP	HOLDER SET, ENGINE (BLACK)	1	
2	51115-90J00	UNION, WATER RETURN	1	
3	51211-90J21	GASKET, ENGINE HOLDER	1	
4	09116-08119	BOLT (8X70)	4	
5	09116-08128	BOLT (8X40)	4	
6	09206-08001	PIN	2	
7	09280-26006	O RING (D:3.1, ID:26.4)	1	
8	09282-24003	OIL SEAL (24X36X6)	2	
9	09283-32044	OIL SEAL (32X47X6)	1	
10	01550-06257	BOLT	1	
11	29117-93J10	BOLT (W/WASHER) (8X45)	1	
12	09160-08059	WASHER (8.5X18X1.6)	1	
13	04211-11129	PIN	3	
14	09262-17019	BEARING (17X35X8)	1	
15	09289-18001	OIL SEAL (18X30X8)	1	
16	51122-90J00	COVER, MOUNT CASE	1	
17	51123-90J01	GASKET, MOUNT CASE COVER	1	
18	01550-0825A	BOLT	4	
19	54123-90J00	PLATE, UPPER MOUNT	1	
20	54112-90J21	BOLT, UPPER MOUNT	2	
21	54130-90J40	MOUNT, UPPER	2	
22	09159-12014	NUT	2	
23	54114-90J01	WASHER (12.5X22X3)	2	
24	54125-90J10	MOUNT, UPPER THRUST	1	
25	54148-90J11-0EP	COVER, UPPER MOUNT (BLACK)	2	
26	09116-10139	BOLT (10X44)	4	
27	09159-12014	NUT	2	
28	09160-12110	WASHER (12.5X22X3)	2	
29	08331-41359	CIRCLIP	1	

**FIG.66**

**FIG. 66 (1-G-9) DRIVE SHAFT HOUSING**

REF NO.	PART NO.	DESCRIPTION	QTY	REMARKS
1-1	52111-90J02-0EP	HOUSING, DRIVE SHAFT (BLACK)	1	W/TRANSOM(L)
1-2	52111-90J12-0EP	HOUSING, DRIVE SHAFT (BLACK)	1	W/TRANSOM(X)
2	09117-10058	BOLT (10X45)	8	
3	09202-08006	PIN	2	
4	09387-45001	CIRCLIP	1	W/TRANSOM(X)
5	57130-92J01	BUSH, DRIVE SHAFT	1	W/TRANSOM(X)
6	09125-06063	SCREW (6X10)	2	
7	36895-87D10	LEAD (SWIVEL TO HSG)	1	
8	54121-87D00	DAMPER, REVERSE STOPPER LOWER	2	
9	54160-90J20	MOUNT, LOWER	2	
10	54166-90J11	BOLT (12X231)	2	
11	09159-12014	NUT	2	
12	09160-12112	WASHER (12X40X3.0)	2	
13	54114-90J01	WASHER (12.5X22X3.0)	2	
14	54151-90J00	MOUNT, LOWER THRUST	1	
15	54211-90J01-0EP	BRACKET, LOWER MOUNT (BLACK)	1	
16	54221-90J02-0EP	COVER, LOWER MOUNT (BLACK)	2	
17	09117-10058	BOLT (10X45)	6	
18	09160-12113	WASHER (12.5X30X2.5)	2	

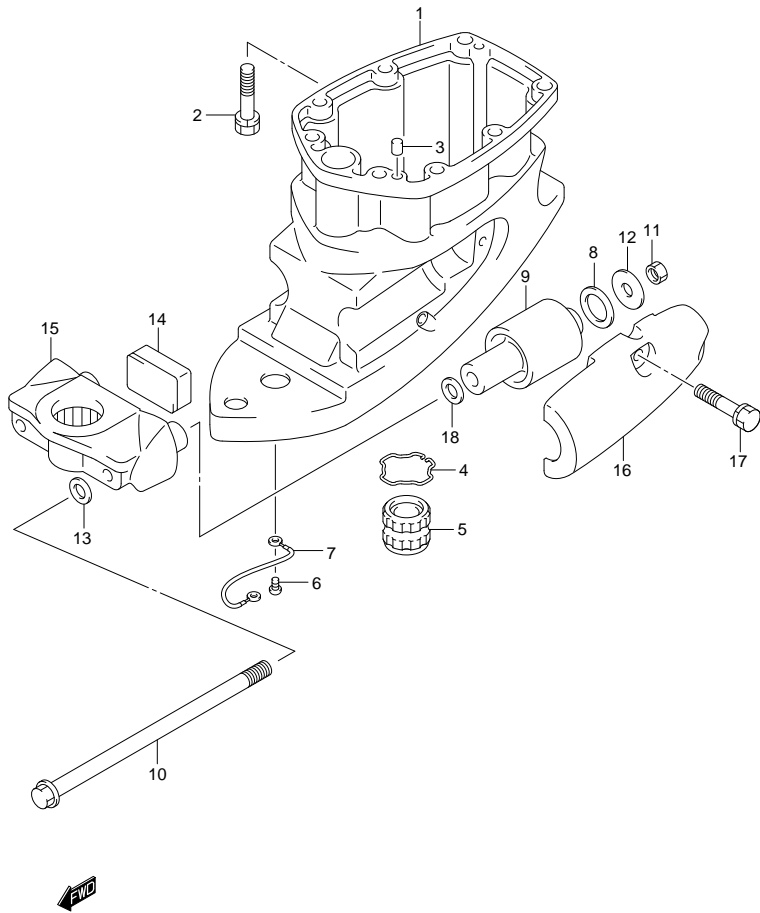


FIG.67

FIG. 67 (1-G-10) GEAR CASE (DF140T E1)

REF. NO.	PART NO.	DESCRIPTION	Q' TY	REMARKS
1	55110-90J15-0EP	CASE, GEAR (BLACK)	1	
2	09263-28016	·BEARING (28.6X38X31.8)	1	
3	55125-90J01	TAB, TRIM	1	
4	55127-87D00	UNION, SPEEDOMETER HOSE	1	
5	55321-90J01	ANODE, GEAR CASE	1	
6	55332-87D11	RUBBER, EXHAUST SEAL	1	
7	55333-87D10	PLATE, EXHAUST SEAL	1	
8	09100-06131	BOLT (6X12)	1	
9	09116-08137	BOLT (8X22)	1	
10	09116-10150	BOLT (10X55)	6	
11	09117-10039	BOLT (10X80)	1	
12	09160-06085	WASHER (6.5X15X1.0)	1	
13	09168-10022	GASKET (10X17X1.5)	2	
14	09202-08006	PIN	2	
15	09248-10008	PLUG	2	DRAIN
16	09355-40805-00B	HOSE	1	L:2000->1100
17	09362-09008	NIPPLE	1	
18	09407-10404	CLAMP	2	
19-1	58100-90J01-019	PROPELLER (3X14X17)	1	
19-2	58100-90J11-019	PROPELLER (3X14X19)	1	
19-3	58100-90J21-019	PROPELLER (3X14X21)	1	
19-4	58100-90J31-019	PROPELLER (3X14X23)	1	
19-5	58100-90J41-019	PROPELLER (3X13.5X15)	1	
19-6	58200-90J00	PROPELLER (3X14.25X18)	1	OPT
19-7	58200-90J10	PROPELLER (3X14.25X20)	1	OPT
19-8	58200-90J20	PROPELLER (3X14.25X22)	1	OPT
19-9	58200-90J30	PROPELLER (3X14.25X24)	1	OPT
20	58120-90J00	·BUSH	1	
21	57633-90J02	SPACER, PROPELLER NUT	1	
22	57635-92J01	STOPPER, PROPELLER BUSH	1	
23	09141-18005	NUT	1	
24	09160-18028	WASHER (18.5X31X1)	1	
25	09204-03003	PIN	1	
26	55116-87E00	PLUG	1	OPT
27	57630-90J00	KIT, PROPELLER NUT	1	OPT
28	25700-92J00	SEALING KIT, GEAR CASE	1	OPT
				NOT ILLUSTRATED

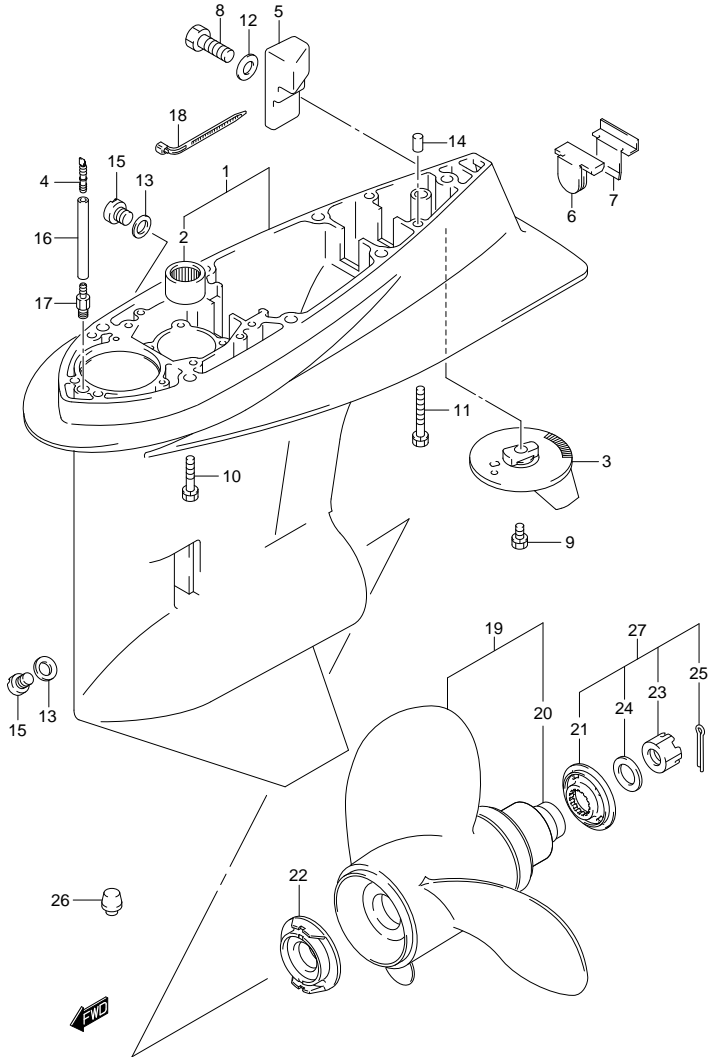


FIG.68

FIG.68 (1-G-11) GEAR CASE (DF140T E40)

REF. NO.	PART NO.	DESCRIPTION	Q' TY	REMARKS
1	55110-90J15-0EP	CASE, GEAR (BLACK)	1	
2	09263-28016	·BEARING, PINION	1	
3	55125-90J01	TAB, TRIM	1	
4	55127-87D00	UNION, SPEEDOMETER HOSE	1	
5	55321-90J01	ANODE, GEAR CASE	1	
6	55332-87D11	RUBBER, EXHAUST SEAL	1	
7	55333-87D10	PLATE, EXHAUST SEAL	1	
8	09100-06131	BOLT (6X12)	1	
9	09116-08137	BOLT (8X22)	1	
10	09116-10150	BOLT (10X55)	6	
11	09117-10039	BOLT (10X80)	1	
12	09160-06085	WASHER (6.5X15X1.0)	1	
13	09168-10022	GASKET (10X17X1.5)	2	
14	09202-08006	PIN	2	
15	09248-10008	PLUG	2	DRAIN
16	09355-40805-00B	HOSE	1	L:2000->1100
17	09362-09008	NIPPLE	1	
18	09407-10404	CLAMP	2	
19-1	58100-90J01-019	PROPELLER (3X14X17)	1	
19-2	58100-90J11-019	PROPELLER (3X14X19)	1	
19-3	58100-90J21-019	PROPELLER (3X14X21)	1	
19-4	58100-90J31-019	PROPELLER (3X14X23)	1	
19-5	58100-90J41-019	PROPELLER (3X13.5X15)	1	
19-6	58200-90J00	PROPELLER (3X14.25X18)	1	OPT
19-7	58200-90J10	PROPELLER (3X14.25X20)	1	OPT
19-8	58200-90J20	PROPELLER (3X14.25X22)	1	OPT
19-9	58200-90J30	PROPELLER (3X14.25X24)	1	OPT
20	58120-90J00	·BUSH	1	
21	57633-90J02	SPACER, PROPELLER NUT	1	
22	57635-92J01	STOPPER, PROPELLER BUSH	1	
23	09141-18005	NUT	1	
24	09160-18028	WASHER (18.5X31X1)	1	
25	09204-03003	PIN	1	
26	55116-87E00	PLUG	1	OPT
27	57630-90J00	KIT, PROPELLER NUT	1	OPT
28	25700-92J00	SEALING KIT, GEAR CASE	1	OPT
				NOT ILLUSTRATED

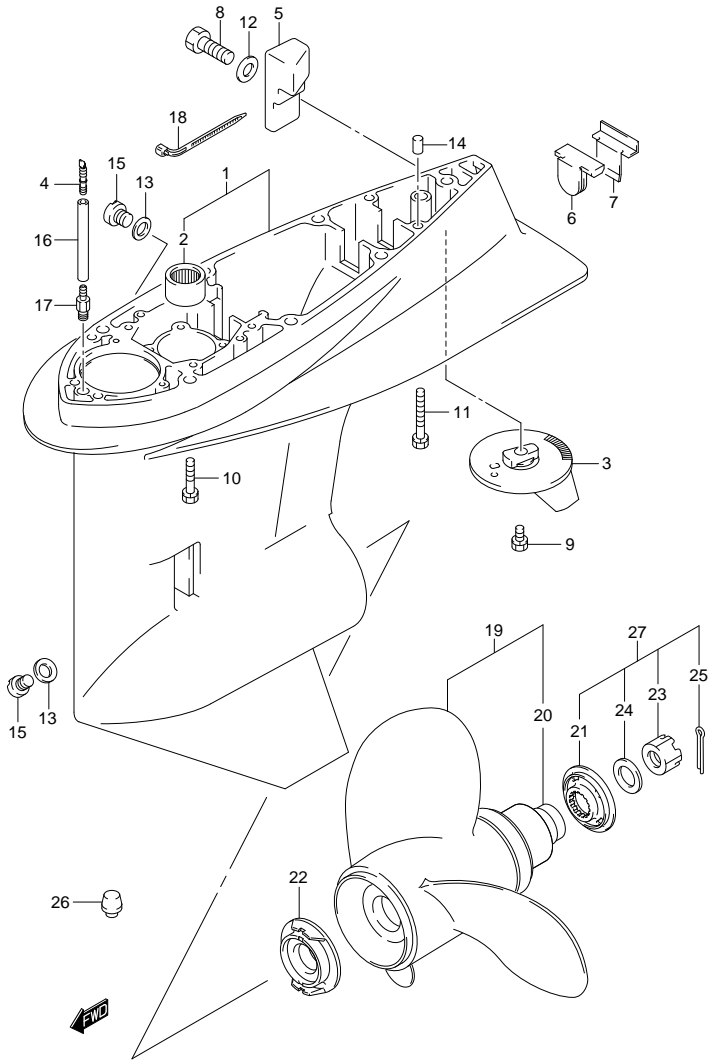
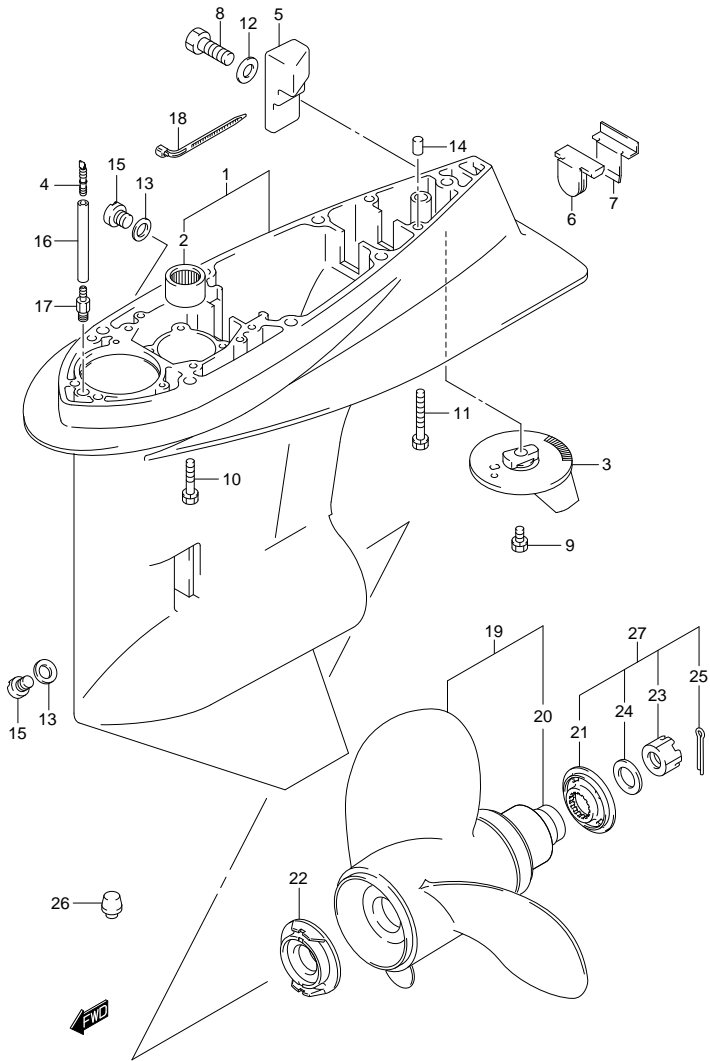


FIG.69



DF140 E01 012\_069  
GEAR CASE

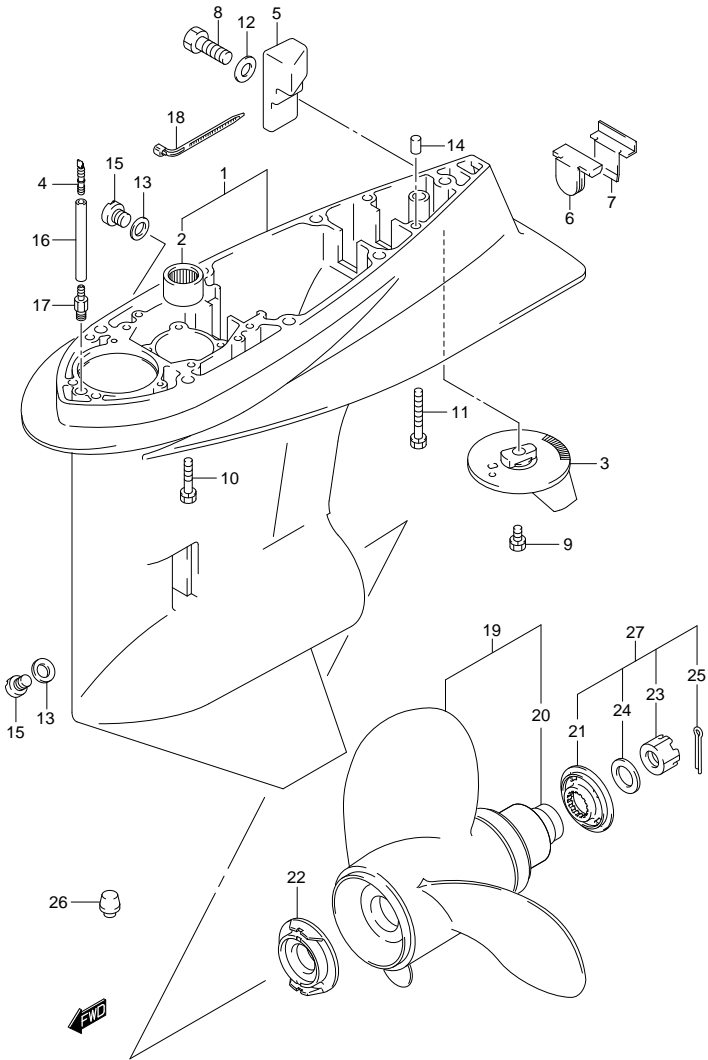
FIG.69 (1-G-12) GEAR CASE (DF140Z E1)

REF NO.	PART NO.	DESCRIPTION	Q'TY	REMARKS
1	55110-92J00-OEP	CASE, GEAR (BLACK)	1	
2	09263-28016	·BEARING (28.6X38X31.8)	1	
3	55125-92J00	TAB, TRIM	1	
4	55127-87D00	UNION, SPEEDOMETER HOSE	1	
5	55321-90J01	ANODE, GEAR CASE	1	
6	55332-87D11	RUBBER, EXHAUST SEAL	1	
7	55333-87D10	PLATE, EXHAUST SEAL	1	
8	09100-06131	BOLT (6X12)	1	
9	09116-08137	BOLT (8X22)	1	
10	09116-10150	BOLT (10X55)	6	
11	09117-10039	BOLT (10X80)	1	
12	09160-06085	WASHER (6.5X15X1.0)	1	
13	09168-10022	GASKET (10X17X1.5)	2	
14	09202-08006	PIN	2	
15	09248-10008	PLUG	2	DRAIN
16	09355-40805-00B	HOSE	1	L:2000->1100
17	09362-09008	NIPPLE	1	
18	09407-10404	CLAMP	3	
19-1	58200-92J00	PROPELLER (3X14.25X18)	1	OPT
19-2	58200-92J10	PROPELLER (3X14.25X20)	1	OPT
19-3	58200-92J20	PROPELLER (3X14.25X22)	1	OPT
19-4	58200-92J30	PROPELLER (3X14.25X24)	1	OPT
20	58120-90J00	·BUSH	1	OPT
21	57633-90J02	SPACER, PROPELLER	1	
22	57635-92J01	STOPPER, PROPELLER BUSH	1	
23	09141-18005	NUT	1	
24	09160-18028	WASHER (18.5X31X1.0)	1	
25	09204-03003	COTTER PIN (L:25)	1	
26	55116-87E00	PLUG	1	OPT
27	57630-90J00	KIT, PROPELLER NUT	1	OPT
28	25700-92J00	SEALING KIT, GEAR CASE	1	OPT

NOT ILLUSTRATED

DF140 E01 012

**FIG.70**



DF140 E01 012\_070  
GEAR CASE

**FIG. 70 (1-G-13) GEAR CASE (DF140Z E40)**

REF NO.	PART NO.	DESCRIPTION	Q'TY	REMARKS
1	55110-92J00-OEP	CASE, GEAR (BLACK)	1	
2	09263-28016	·BEARING (28.6X38X31.8)	1	
3	55125-92J00	TAB, TRIM	1	
4	55127-87D00	UNION, SPEEDOMETER HOSE	1	
5	55321-90J01	ANODE, GEAR CASE	1	
6	55332-87D11	RUBBER, EXHAUST SEAL	1	
7	55333-87D10	PLATE, EXHAUST SEAL	1	
8	09100-06131	BOLT (6X12)	1	
9	09116-08137	BOLT (8X22)	1	
10	09116-10150	BOLT (10X55)	6	
11	09117-10039	BOLT (10X80)	1	
12	09160-06085	WASHER (6.5X15X1.0)	1	
13	09168-10022	GASKET (10X17X1.5)	2	
14	09202-08006	PIN	2	
15	09248-10008	PLUG	2	DRAIN
16	09355-40805-00B	HOSE	1	L:2000->1100
17	09362-09008	NIPPLE	1	
18	09407-10404	CLAMP	3	
19-1	58200-92J00	PROPELLER (3X14.25X18)	1	OPT
19-2	58200-92J10	PROPELLER (3X14.25X20)	1	OPT
19-3	58200-92J20	PROPELLER (3X14.25X22)	1	OPT
19-4	58200-92J30	PROPELLER (3X14.25X24)	1	OPT
20	58120-90J00	·BUSH	1	OPT
21	57633-90J02	SPACER, PROPELLER	1	
22	57635-92J01	STOPPER, PROPELLER BUSH	1	
23	09141-18005	NUT	1	
24	09160-18028	WASHER (18.5X31X1.0)	1	
25	09204-03003	COTTER PIN (L:25)	1	
26	55116-87E00	PLUG	1	OPT
27	57630-90J00	KIT, PROPELLER NUT	1	OPT
28	25700-92J00	SEALING KIT, GEAR CASE	1	OPT

NOT ILLUSTRATED

FIG.71

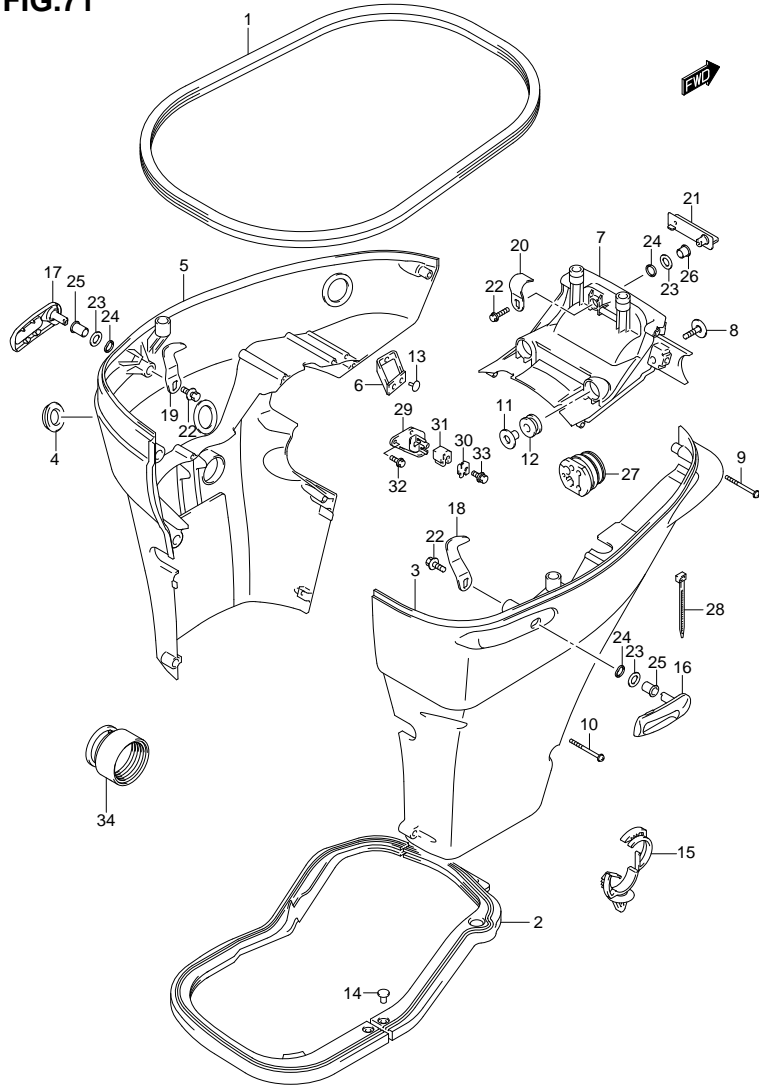


FIG. 71 (1-G-14) SIDE COVER

REF NO.	PART NO.	DESCRIPTION	Q'TY	REMARKS
1	61112-90J00	RUBBER, SIDE COVER	1	
2	61134-90J10	SEAL, SIDE COVER	1	
3	61810-90J01-0EP	COVER, SIDE STBD (BLACK)	1	
4	61817-89J00	PLUG, SIDE COVER	1	
5	61820-90J01-0EP	COVER, SIDE PORT (BLACK)	1	
6	61827-90J00	HOLDER, SIDE COVER	1	
7	61831-90J11-0EP	PANEL, FRONT (BLACK)	1	
8	09118-08127	BOLT (8X40)	2	
9	09136-06148	SCREW (6X35)	7	
10	09136-06149	SCREW (6X55)	2	
11	09169-08039	WASHER	2	
12	09320-11013	CUSHION	2	
13	09321-08022	CUSHION	2	
14	09409-05302-5PK	PIN (BLACK)	2	
15	09403-20308	CLIP	1	
16	61633-90J02-0EP	LEVER, HOOK REAR	1	
17	61633-90J02-0EP	LEVER, HOOK REAR	1	
18	61637-90J02	HOOK, ENGINE COVER RR STBD	1	
19	61638-90J02	HOOK, ENGINE COVER RR PORT	1	
20	61641-87D00	HOOK, ENGINE COVER FR	1	
21	61645-90J01-0EP	LEVER, HOOK FR (BLACK)	1	
22	09116-06127	BOLT (6X12)	3	
23	09160-13014	WASHER (13.2X25X1.0)	3	
24	09164-14008	WASHER, WAVE	3	
25	09306-13008	BUSH	2	
26	09307-13006	BUSH	1	
27	61124-90J30	GROMMET, REMOCON CABLE	1	
28	09407-25402	CLAMP	1	
29	67341-90J32	HOLDER, REMOCON CABLE	1	
30	67343-90J20	STOPPER, REMOCON CABLE	1	
31	67344-90J00	CUSHION, REMOCON CABLE HLDR	1	
32	01550-06167	BOLT	2	
33	01580-08257	BOLT	1	
34	67300-90J00	KIT, HOSE ADAPTER	1	OPT

FIG.72

FIG.72 (1-G-15) ENGINE COVER (DF140T E1)

REF NO.	PART NO.	DESCRIPTION	Q'TY	REMARKS
1	61410-92873-0EP	COVER SET, ENGINE (BLACK)	1	
2	61621-87D02	·BRACKET, FASTENER FR	1	
3	61644-90J00	·BRACKET, FASTENER RR	2	
4	09229-04025	·RIVET	4	
5	09229-04046	·RIVET	3	
6	61431-92J01-0EP	·HANDLE, TILT UP (BLACK)	1	
7	61432-92J00	·LOUVER, TILT UP HANDLE	1	
8	61433-92J00	·COVER, AIR INTAKE INNER	1	
9	61438-92J00	·CUSHION, AIR INTAKE INNER	2	
10	61439-90J00	·SEAL, TILT UP HANDLE	1	
11	61439-92J00	·SEAL, TILT UP HANDLE	1	
12	61680-90J00	·FASTENER, REAR STBD	1	
13	61690-90J00	·FASTENER, REAR PORT	1	
14	09329-10022	·CUSHION	2	
15	09329-10023	·CUSHION	2	
16	09250-12013	·CAP	3	
17	01550-06127	·BOLT	3	
18	01550-06167	·BOLT	4	
19	01550-06957	·BOLT	1	
20	09103-06093	·BOLT (6X20)	3	
21	03542-06169	·SCREW	3	
22	61422-92J12	·MARK, EMBLEM FRONT	1	
23	61435-92J22	·MARK, EMBLEM REAR	1	
24-1	61443-90J42	·STRIPE, ENGINE COVER STBD	1	
24-2	61453-90J42	·STRIPE, ENGINE COVER PORT	1	
25	61446-87L11	·DECAL, EFI	1	
26	68111-18G20	·EMBLEM (S)	1	
27	61458-99E40	LABEL, ENGINE COVER	1	
28	09800-81840	TOOL SET	1	
29	68110-87D01	COVER, WEATHER	1	OPT
30	61580-92J00	PLATE, AIR INTAKE INNER	1	OPT

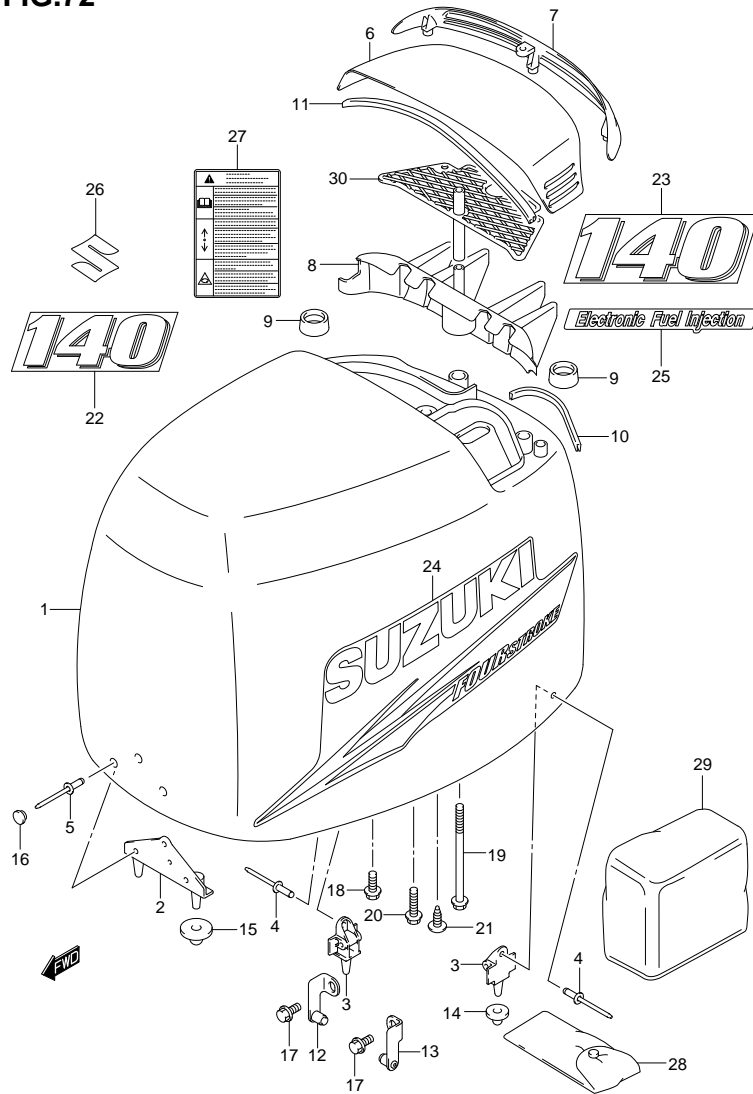




FIG.73

FIG.73 (1-H-2) ENGINE COVER (DF140T E40)

REF NO.	PART NO.	DESCRIPTION	Q'TY	REMARKS
1	61410-92873-0EP	COVER SET, ENGINE (BLACK)	1	
2	61621-87D02	·BRACKET, FASTENER FR	1	
3	61644-90J00	·BRACKET, FASTENER RR	2	
4	09229-04025	·RIVET	4	
5	09229-04046	·RIVET	3	
6	61431-92J01-0EP	·HANDLE, TILT UP (BLACK)	1	
7	61432-92J00	·LOUVER, TILT UP HANDLE	1	
8	61433-92J00	·COVER, AIR INTAKE INNER	1	
9	61438-92J00	·CUSHION, AIR INTAKE INNER	2	
10	61439-90J00	·SEAL, TILT UP HANDLE	1	
11	61439-92J00	·SEAL, TILT UP HANDLE	1	
12	61680-90J00	·FASTENER, REAR STBD	1	
13	61690-90J00	·FASTENER, REAR PORT	1	
14	09329-10022	·CUSHION	2	
15	09329-10023	·CUSHION	2	
16	09250-12013	·CAP	3	
17	01550-06127	·BOLT	3	
18	01550-06167	·BOLT	4	
19	01550-06957	·BOLT	1	
20	09103-06093	·BOLT (6X20)	3	
21	03542-06169	·SCREW	3	
22	61422-92J12	·MARK, EMBLEM FRONT	1	
23	61435-92J22	·MARK, EMBLEM REAR	1	
24-1	61443-90J42	·STRIPE, ENGINE COVER STBD	1	
24-2	61453-90J42	·STRIPE, ENGINE COVER PORT	1	
25	61446-87L11	·DECAL, EFI	1	
26	68111-18G20	·EMBLEM (S)	1	
27	61458-99E31	LABEL, ENGINE COVER	1	
28	09800-81840	TOOL SET	1	
29	68110-87D01	COVER, WEATHER	1	OPT
30	61580-92J00	PLATE, AIR INTAKE INNER	1	OPT

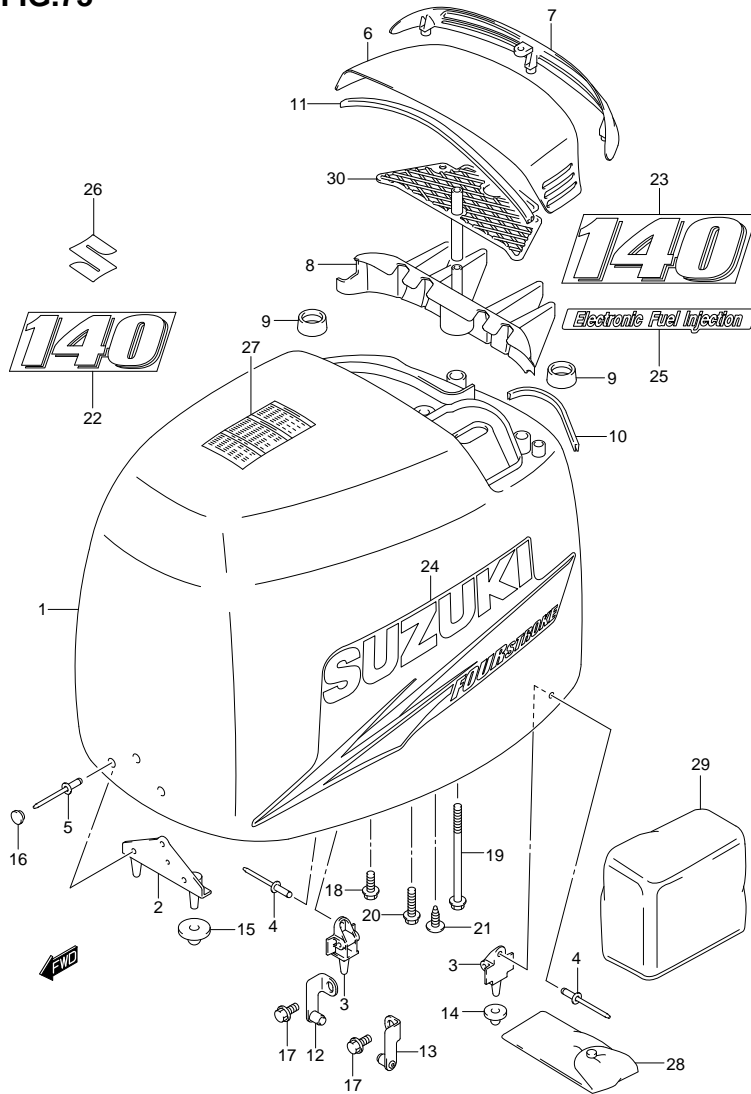


FIG.74

FIG.74 (1-H-3) ENGINE COVER (DF140Z E1)

REF NO.	PART NO.	DESCRIPTION	Q'TY	REMARKS
1	61410-92873-0EP	COVER SET, ENGINE (BLACK)	1	
2	61621-87D02	·BRACKET, FASTENER FR	1	
3	61644-90J00	·BRACKET, FASTENER RR	2	
4	09229-04025	·RIVET	4	
5	09229-04046	·RIVET	3	
6	61431-92J01-0EP	·HANDLE, TILT UP (BLACK)	1	
7	61432-92J00	·LOUVER, TILT UP HANDLE	1	
8	61433-92J00	·COVER, AIR INTAKE INNER	1	
9	61438-92J00	·CUSHION, AIR INTAKE INNER	2	
10	61439-90J00	·SEAL, TILT UP HANDLE	1	
11	61439-92J00	·SEAL, TILT UP HANDLE	1	
12	61680-90J00	·FASTENER, REAR STBD	1	
13	61690-90J00	·FASTENER, REAR PORT	1	
14	09329-10022	·CUSHION	2	
15	09329-10023	·CUSHION	2	
16	09250-12013	·CAP	3	
17	01550-06127	·BOLT	3	
18	01550-06167	·BOLT	4	
19	01550-06957	·BOLT	1	
20	09103-06093	·BOLT (6X20)	3	
21	03542-06169	·SCREW	3	
22	61422-92J12	·MARK, EMBLEM FRONT	1	
23	61435-92J22	·MARK, EMBLEM REAR	1	
24-1	61443-90J42	·STRIPE, ENGINE COVER STBD	1	
24-2	61453-90J42	·STRIPE, ENGINE COVER PORT	1	
25	61446-87L11	·DECAL, EFI	1	
26	68111-18G20	·EMBLEM (S)	1	
27	61458-99E40	LABEL, ENGINE COVER	1	
28	09800-81840	TOOL SET	1	
29	68110-87D01	COVER, WEATHER	1	OPT
30	61580-92J00	PLATE, AIR INTAKE INNER	1	OPT

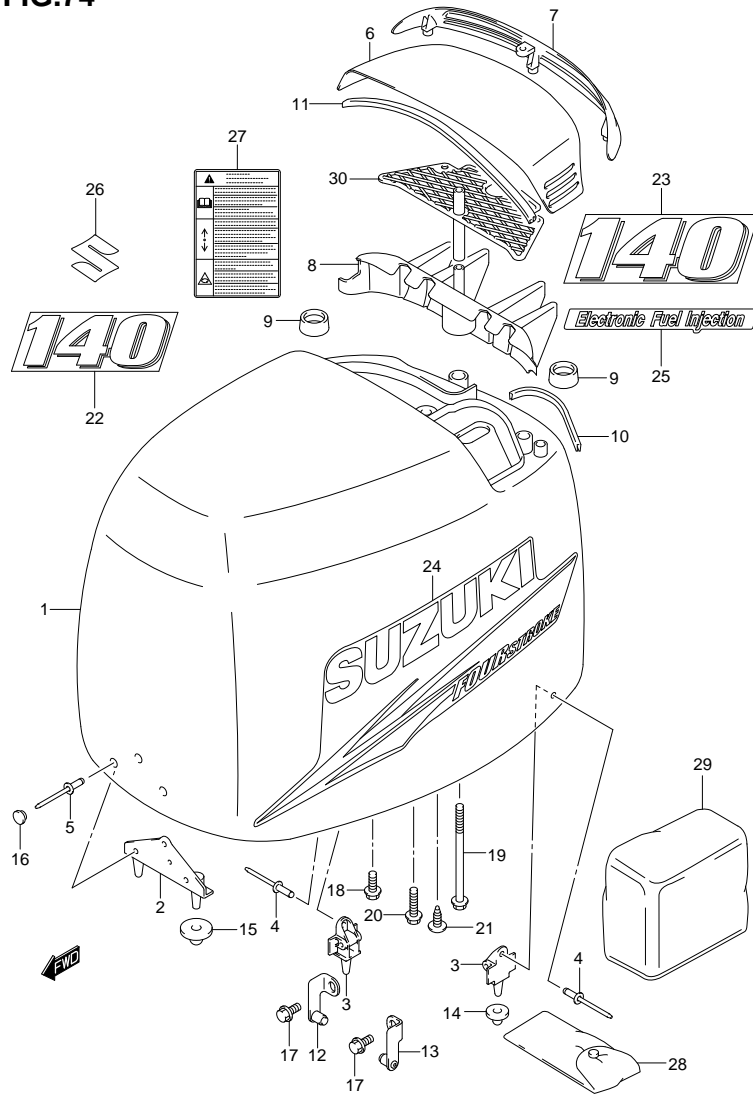


FIG.75

FIG.75 (1-H-4) ENGINE COVER (DF140Z F40)

REF NO.	PART NO.	DESCRIPTION	Q'TY	REMARKS
1	61410-92873-0EP	COVER SET, ENGINE (BLACK)	1	
2	61621-87D02	·BRACKET, FASTENER FR	1	
3	61644-90J00	·BRACKET, FASTENER RR	2	
4	09229-04025	·RIVET	4	
5	09229-04046	·RIVET	3	
6	61431-92J01-0EP	·HANDLE, TILT UP (BLACK)	1	
7	61432-92J00	·LOUVER, TILT UP HANDLE	1	
8	61433-92J00	·COVER, AIR INTAKE INNER	1	
9	61438-92J00	·CUSHION, AIR INTAKE INNER	2	
10	61439-90J00	·SEAL, TILT UP HANDLE	1	
11	61439-92J00	·SEAL, TILT UP HANDLE	1	
12	61680-90J00	·FASTENER, REAR STBD	1	
13	61690-90J00	·FASTENER, REAR PORT	1	
14	09329-10022	·CUSHION	2	
15	09329-10023	·CUSHION	2	
16	09250-12013	·CAP	3	
17	01550-06127	·BOLT	3	
18	01550-06167	·BOLT	4	
19	01550-06957	·BOLT	1	
20	09103-06093	·BOLT (6X20)	3	
21	03542-06169	·SCREW	3	
22	61422-92J12	·MARK, EMBLEM FRONT	1	
23	61435-92J22	·MARK, EMBLEM REAR	1	
24-1	61443-90J42	·STRIPE, ENGINE COVER STBD	1	
24-2	61453-90J42	·STRIPE, ENGINE COVER PORT	1	
25	61446-87L11	·DECAL, EFI	1	
26	68111-18G20	·EMBLEM (S)	1	
27	61458-99E31	LABEL, ENGINE COVER	1	
28	09800-81840	TOOL SET	1	
29	68110-87D01	COVER, WEATHER	1	OPT
30	61580-92J00	PLATE, AIR INTAKE INNER	1	OPT

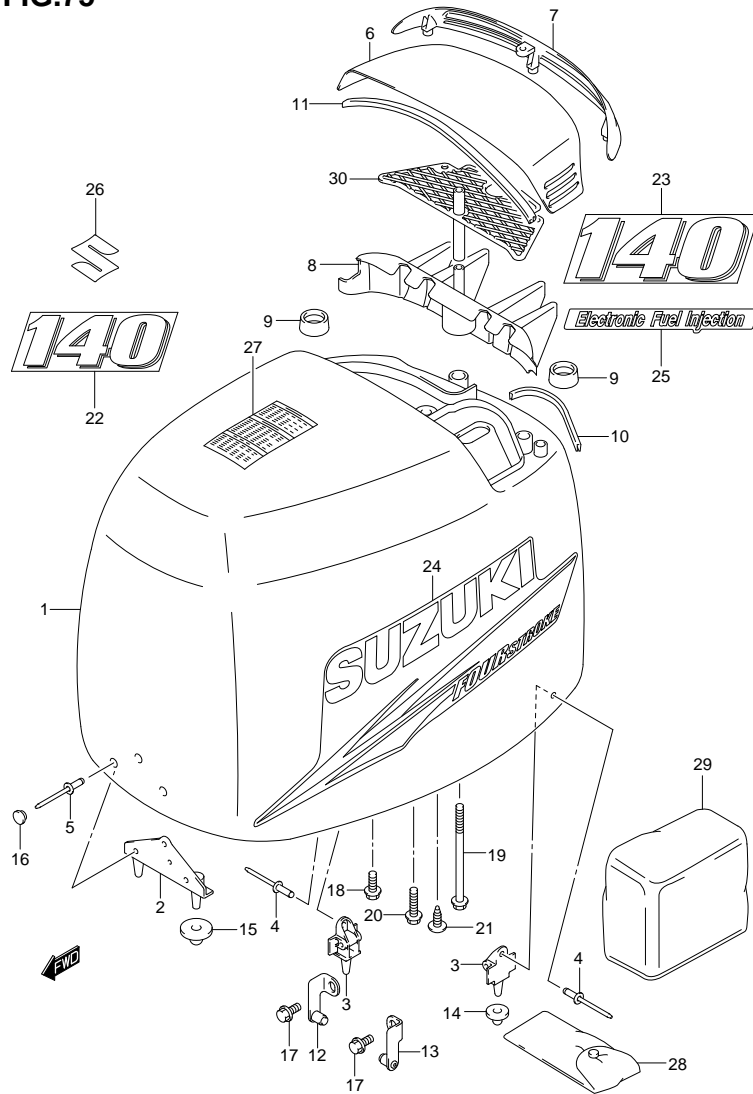


FIG.76

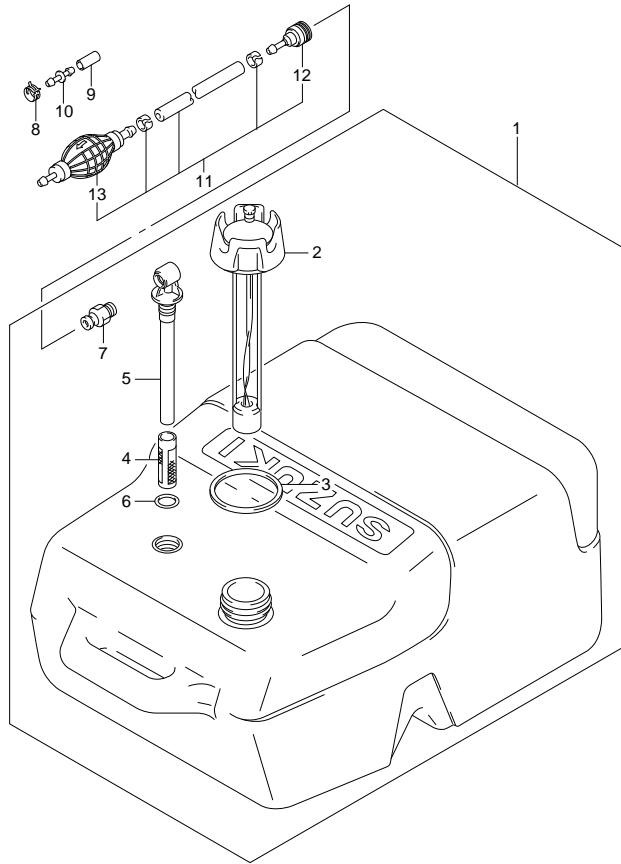


FIG.76 (1-H-5) FUEL TANK

REF NO.	PART NO.	DESCRIPTION	Q' TY	REMARKS
1	65000-95D01	TANK ASSY, FUEL (25L)	1	
2	65520-95D00	·CAP ASSY, FUEL TANK	1	
3	65561-95D00	·GASKET, TANK CAP	1	
4	65831-95D00	·FILTER, OUTLET	1	
5	65890-95D00	·OUTLET ASSY	1	
6	65892-95D00	·O RING, FUEL OUTLET	1	
7	65740-95D01	·PLUG, FUEL CONNECTOR	1	
8	09401-11423	CLIP	1	
9	09251-07003	CAP	1	
10	09367-08001	JOINT	1	
11	65700-90J12	HOSE, FUEL (TANK TO ENGINE)	1	
12	65750-95500	·SOCKET, FUEL HOSE	1	
13	65770-95505	·PUMP, SQUEEZE	1	

FIG.77

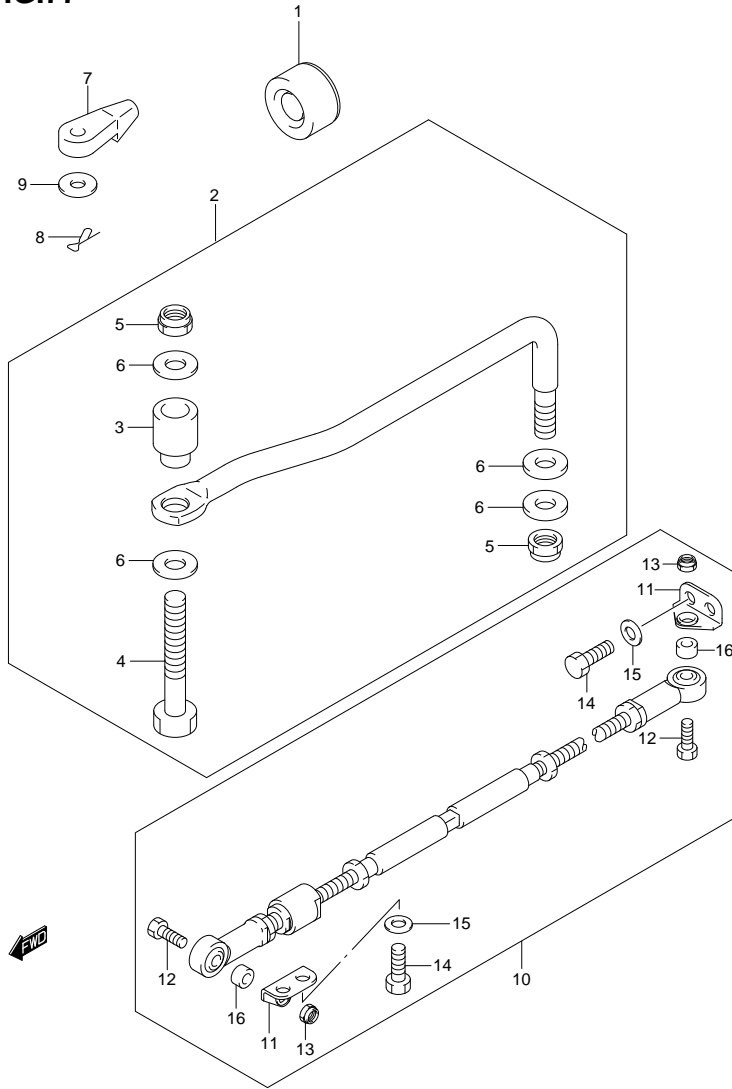
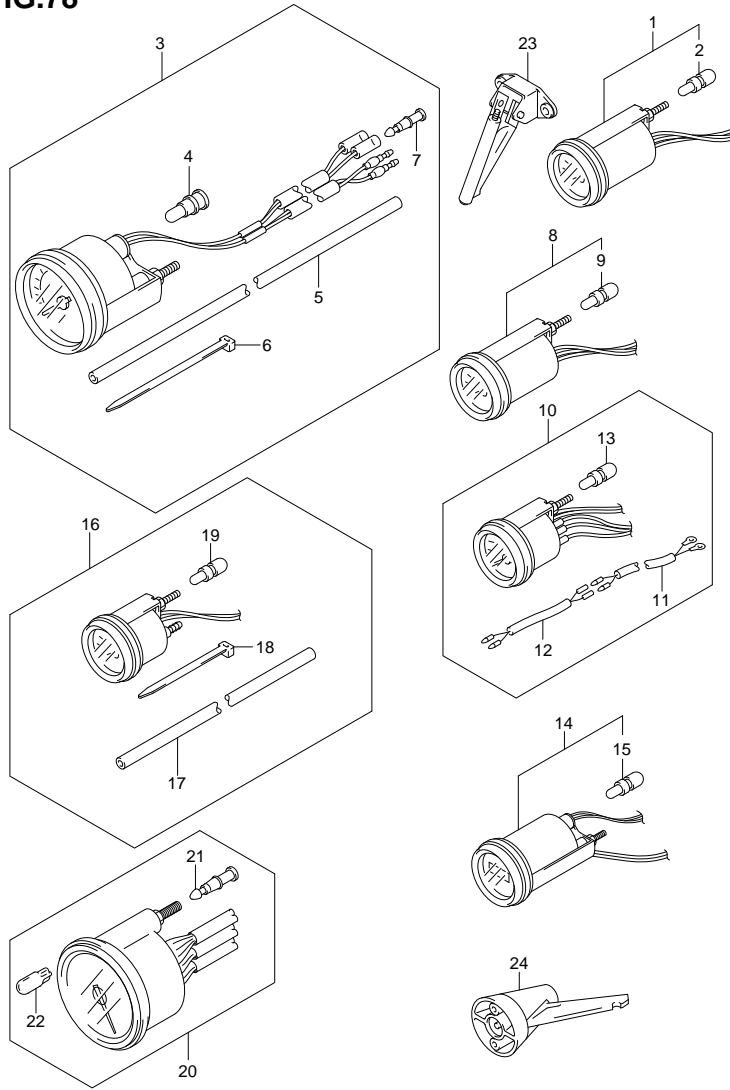


FIG. 77 (1-H-6) DRAG LINK

REF NO.	PART NO.	DESCRIPTION	Q' TY	REMARKS
1	41161-94400	SEAL, STEERING CABLE	1	
2	67701-90J00	LINK, DRAG	1	
3	67721-99E00	·SPACER	1	
4	67725-99E00	·BOLT, DRAG LINK	1	
5	67726-99E00	·NUT	2	
6	67728-99E00	·WASHER	4	
7	67467-89J01	CONNECTOR, REMOCON CABLE	2	
8	09385-06012	CLIP	2	
9	09160-06055	WASHER (7X12X1.0)	2	
10	67600-90J00	KIT, TIE ROD	1	OPT
11	67631-90J00	·BRACKET, TIE ROD	2	OPT
12	67725-99E10	·BOLT	2	OPT
13	67726-99E00	·NUT	2	OPT
14	09100-12081	·BOLT (12X25)	4	OPT
15	09160-12066	·WASHER (12.5X22X2.5)	4	OPT
16	09180-09022	·SPACER (9.6X18X12)	2	OPT

FIG.78



DF140 E01 012\_078  
OPT:METER

FIG. 78 (1-H-7) OPT:METER

REF NO.	PART NO.	DESCRIPTION	Q'TY	REMARKS
1-1	34800-93J00	METER ASSY, TRIM	1	BLACK
1-2	34800-93J11	METER ASSY, TRIM	1	WHITE
2	09471-12103	·BULB (BULB,12V3.4W,T6.5)	1	
3-1	34100-93J00	SPEEDOMETER ASSY	1	MAX 130KM/H BLACK
3-2	34100-93J11	SPEEDOMETER ASSY	1	MAX 130KM/H WHITE
3-3	34100-93J20	SPEEDOMETER ASSY	1	MAX 80KM/H BLACK
3-4	34100-93J31	SPEEDOMETER ASSY	1	MAX 80KM/H WHITE
3-5	34100-93J40	SPEEDOMETER ASSY	1	MAX 45KNOTS BLACK
3-6	34100-93J51	SPEEDOMETER ASSY	1	MAX 45KNOTS WHITE
3-7	34100-93J60	SPEEDOMETER ASSY	1	MAX 65KNOTS WHITE
4	09471-12028	·BULB (12V,3.4W,T10)	1	
5	34191-92E00	·TUBE	1	
6	09407-14407	·BAND	2	
7	36615-96300	·TERMINAL, RESIN	2	
8-1	34600-93J00	METER ASSY, VOLTAGE	1	BLACK
8-2	34600-93J11	METER ASSY, VOLTAGE	1	WHITE
9	09471-12103	·BULB (BULB,12V3.4W,T6.5)	1	
10-1	34300-93J00	GAUGE ASSY, FUEL	1	BLACK
10-2	34300-93J11	GAUGE ASSY, FUEL	1	WHITE
11	34310-92E00	·LEAD, FUEL GAUGE	1	
12	34360-92E00	·ADAPTER, FUEL GAUGE	1	
13	09471-12103	·BULB (BULB,12V3.4W,T6.5)	1	
14-1	34500-93J00	METER ASSY, HOUR	1	BLACK
14-2	34500-93J11	METER ASSY, HOUR	1	WHITE
15	09471-12103	·BULB (BULB,12V3.4W,T6.5)	1	
16-1	34650-93J20	GAUGE ASSY, WATER PRESSURE	1	15PSI BLACK
16-2	34650-93J31	GAUGE ASSY, WATER PRESSURE	1	15PSI WHITE
17	34191-92E00	·TUBE	1	
18	09407-14407	·BAND	2	
19	09471-12103	·BULB (BULB,12V3.4W,T6.5)	1	
20-1	34200-93J00	TACHOMETER ASSY, WITH MONITOR	1	BLACK
20-2	34200-93J11	TACHOMETER ASSY, WITH MONITOR	1	WHITE
21	36615-96300	·TERMINAL, RESIN	4	
22	09471-12077	·BULB (BULB,12V1.7W,T10)	1	

DF140 E01 012

FIG.78

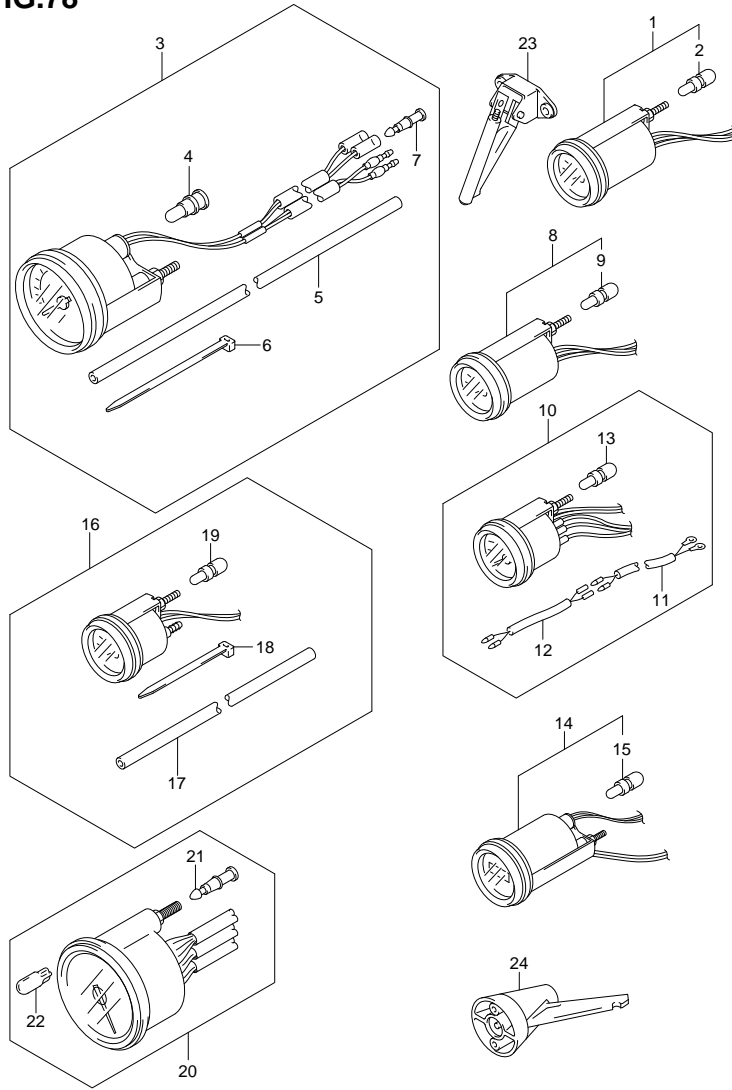


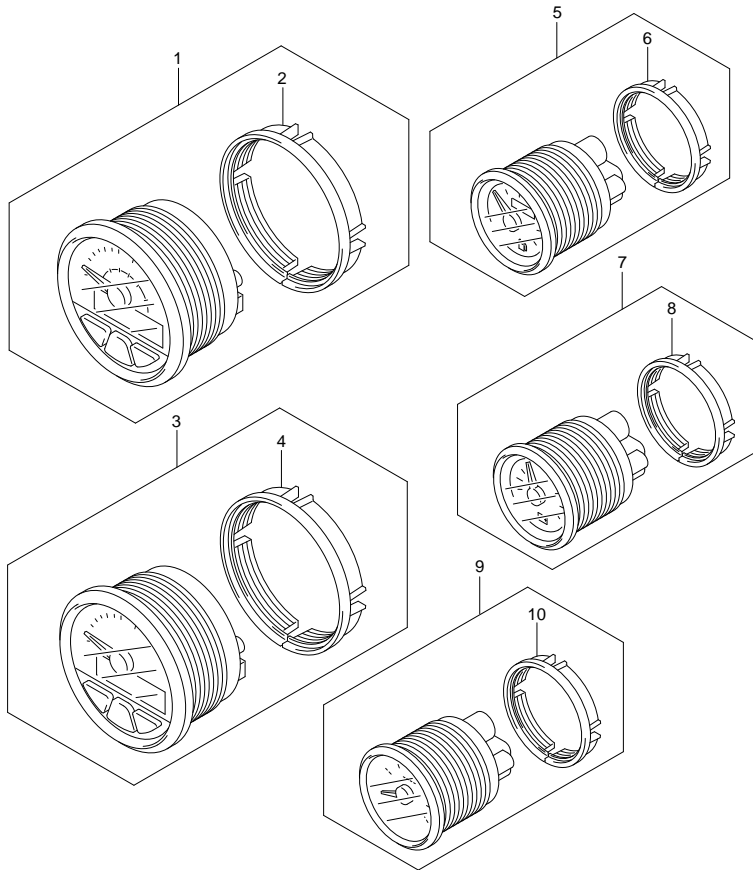
FIG.78 (1-H-8) OPT:METER

REF NO.	PART NO.	DESCRIPTION	QTY	REMARKS
23	34190-87D00	SENDER ASSY, SPEEDOMETER	1	
24	34190-95500	SENDER ASSY, SPEEDOMETER	1	

**FIG.79**

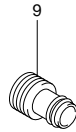
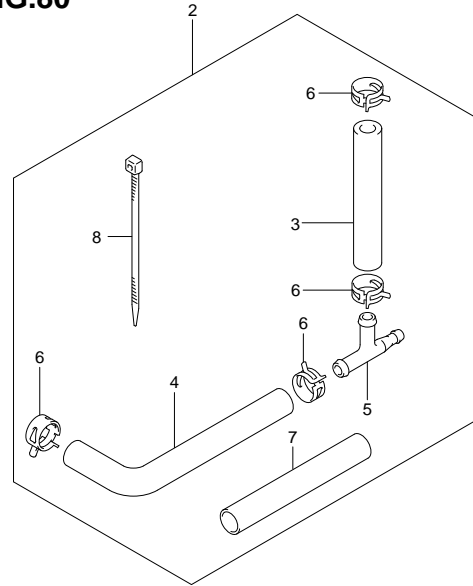
**FIG.79 (1-H-9) OPT:METER**

REF NO.	PART NO.	DESCRIPTION	Q'TY	REMARKS
1-1	34100-98J11	SPEEDOMETER ASSY	1	MAX 130KM/H WHITE
1-2	34100-98J41	SPEEDOMETER ASSY	1	MAX 60KNOTS WHITE
2	34112-98J00	·NUT	1	
3	34200-98J13	TACHOMETER ASSY	1	WHITE
4	34112-98J00	·NUT	1	
5-1	34300-98J00	GAUGE ASSY, FUEL	1	BLACK
5-2	34300-98J10	GAUGE ASSY, FUEL	1	WHITE
6	34815-98J00	·NUT	1	
7-1	34600-98J00	METER ASSY, VOLTAGE	1	BLACK
7-2	34600-98J10	METER ASSY, VOLTAGE	1	WHITE
8	34815-98J00	·NUT	1	
9	34800-98J10	METER ASSY, TRIM	1	WHITE
10	34815-98J00	·NUT	1	



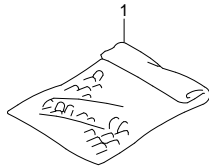
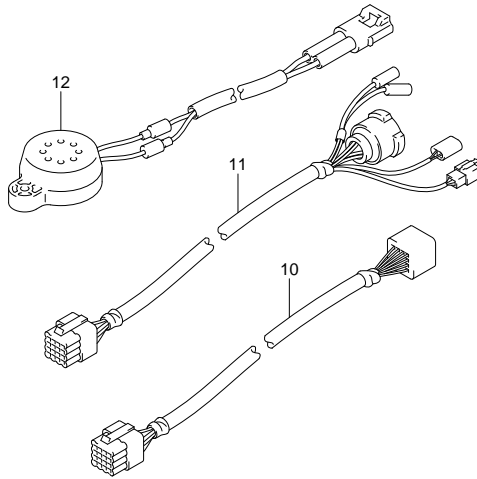


**FIG.80**

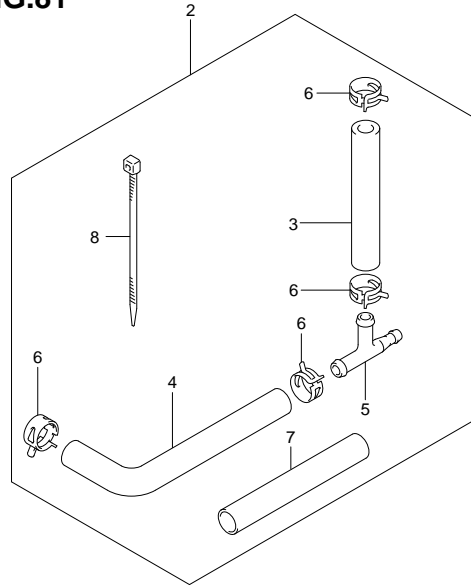


**FIG. 80 (1-H-10) OPT:HARNESS (DF140T E1)**

REF NO.	PART NO.	DESCRIPTION	Q'TY	REMARKS
1	36990-87D00	TERMINAL & SLEEVE SET	1	
2	34660-90J02	WATER PRESS GAUGE SUB KIT	1	
3	09352-50903-600	·HOSE	1	L:600->160
4	09352-50903-600	·HOSE	1	L:600->210
5	09367-06006	·3 WAY	1	
6	09401-08413	·CLIP	4	
7	18498-99EA0	·PROTECTOR (L:80)	1	
8	09407-25402	·CLAMP	1	
9	17917-87L00	CONNECTOR, FLUSH WATER	1	
10-1	36620-93J10	WIRE ASSY, REMOCON EXTENSION	1	L:2000
10-2	36620-93J40	WIRE ASSY, REMOCON EXTENSION	1	L:3000
11	36620-93J30	WIRE ASSY, REMOCON ADAPTER	1	L:2000
12	38500-93J00	BUZZER ASSY, WARNING	1	

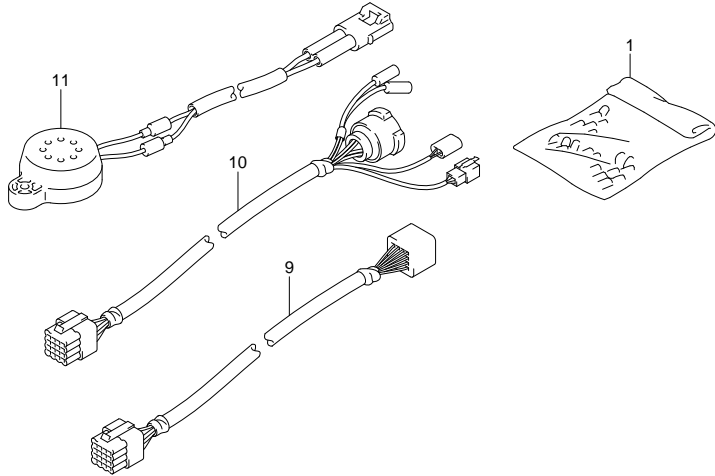


**FIG.81**

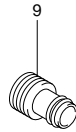
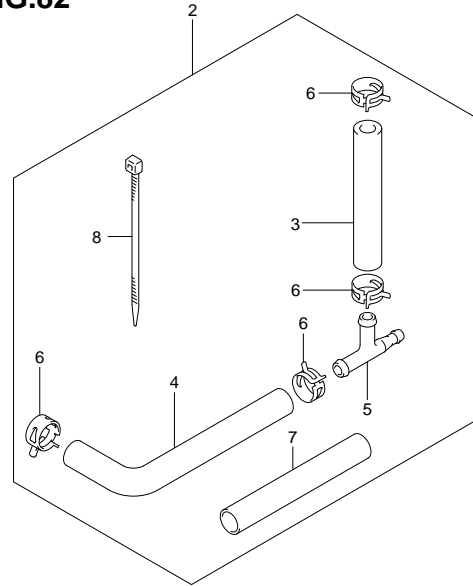


**FIG. 81 (1-H-11) OPT:HARNESS (DF140T E40)**

REF NO.	PART NO.	DESCRIPTION	Q'TY	REMARKS
1	36990-87D00	TERMINAL & SLEEVE SET	1	
2	34660-90J02	WATER PRESS GAUGE SUB KIT	1	
3	09352-50903-600	·HOSE	1	L:600->160
4	09352-50903-600	·HOSE	1	L:600->210
5	09367-06006	·3 WAY	1	
6	09401-08413	·CLIP	4	
7	18498-99EA0	·PROTECTOR (L:80)	1	
8	09407-25402	·CLAMP	1	
9-1	36620-93J10	WIRE ASSY, REMOCON EXTENSION	1	L:2000
9-2	36620-93J40	WIRE ASSY, REMOCON EXTENSION	1	L:3000
10	36620-93J30	WIRE ASSY, REMOCON ADAPTER	1	L:2000
11	38500-93J00	BUZZER ASSY, WARNING	1	

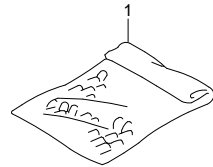
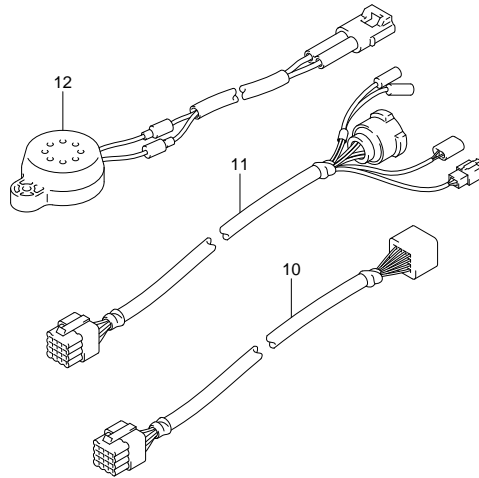


**FIG.82**

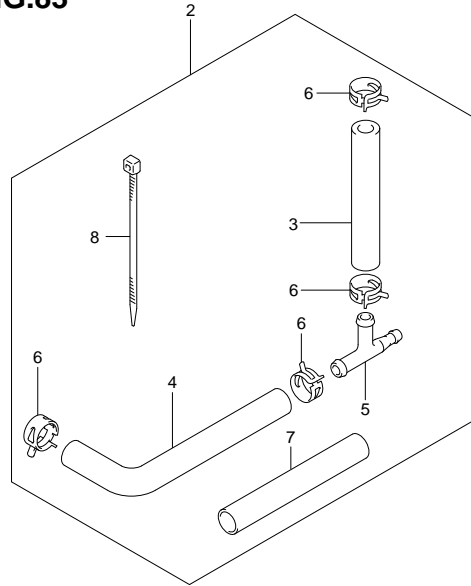


**FIG. 82 (1-H-12) OPT:HARNESS (DF140Z E1)**

REF NO.	PART NO.	DESCRIPTION	Q'TY	REMARKS
1	36990-87D00	TERMINAL & SLEEVE SET	1	
2	34660-90J02	WATER PRESS GAUGE SUB KIT	1	
3	09352-50903-600	·HOSE	1	L:600->160
4	09352-50903-600	·HOSE	1	L:60!->210
5	09367-06006	·3 WAY	1	
6	09401-08413	·CLIP	4	
7	18498-99EA0	·PROTECTOR (L:80)	1	
8	09407-25402	·CLAMP	1	
9	17917-87L00	CONNECTOR, FLUSH WATER	1	
10-1	36620-93J10	WIRE ASSY, REMOCON EXTENSION	1	L:2000
10-2	36620-93J40	WIRE ASSY, REMOCON EXTENSION	1	L:3000
11	36620-93J30	WIRE ASSY, REMOCON ADAPTER	1	L:2000
12	38500-93J00	BUZZER ASSY, WARNING	1	



**FIG.83**



**FIG. 83 (1-H-13) OPT:HARNESS (DF140Z E40)**

REF NO.	PART NO.	DESCRIPTION	QTY	REMARKS
1	36990-87D00	TERMINAL & SLEEVE SET	1	
2	34660-90J02	WATER PRESS GAUGE SUB KIT	1	
3	09352-50903-600	·HOSE	1	L:600->160
4	09352-50903-600	·HOSE	1	L:600->210
5	09367-06006	·3 WAY	1	
6	09401-08413	·CLIP	4	
7	18498-99EA0	·PROTECTOR (L:80)	1	
8	09407-25402	·CLAMP	1	
9-1	36620-93J10	WIRE ASSY, REMOCON EXTENSION	1	L:2000
9-2	36620-93J40	WIRE ASSY, REMOCON EXTENSION	1	L:3000
10	36620-93J30	WIRE ASSY, REMOCON ADAPTER	1	L:2000
11	38500-93J00	BUZZER ASSY, WARNING	1	

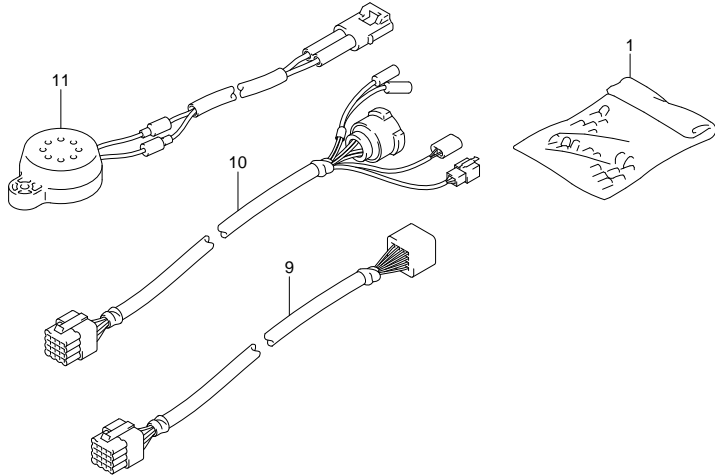


FIG.84

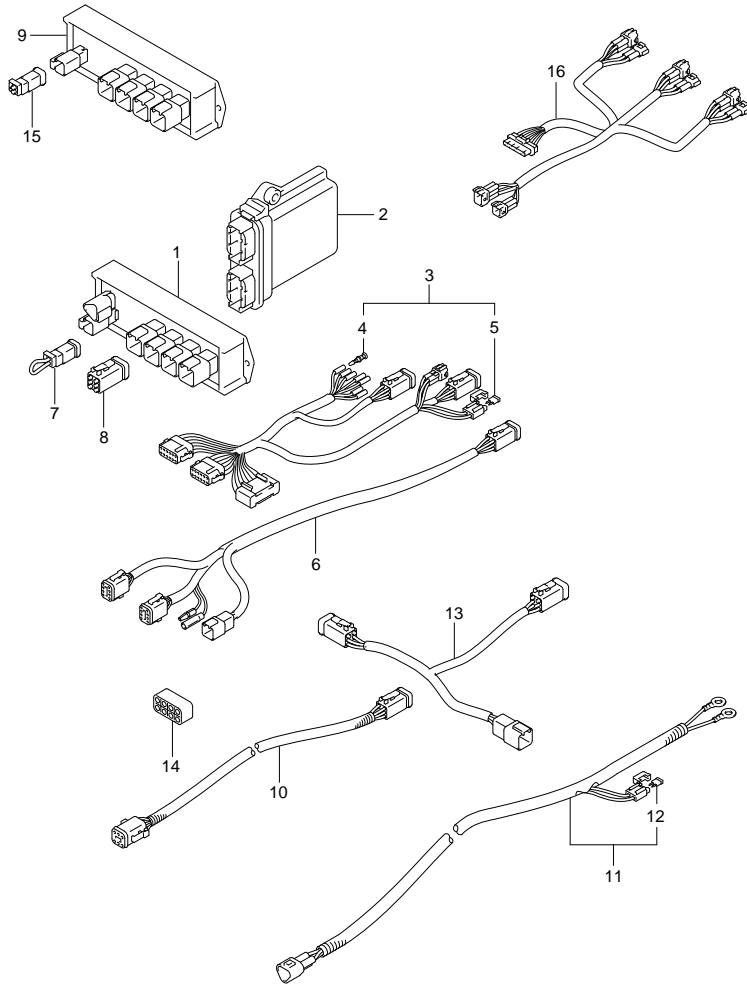


FIG. 84 (1-H-14) OPT:HARNESS

REF NO.	PART NO.	DESCRIPTION	Q'TY	REMARKS
1	34921-98J00	UNIT, ACTIVE HUB	1	
2	34922-98J02	UNIT, INTERFACE	1	
3	36661-98J00	HARNESS ASSY, INTERFACE UNIT	1	
4	36615-96300	·TERMINAL, RESIN	7	
5	09481-05501	·FUZE (5A)	1	
6	36664-98J00	HARNESS ASSY, 3" GAUGE	1	
7	36665-98J00	WIRE, JUMPER	1	
8	36666-98J10	CAP, 6 PIN CONNECTOR	1	
9	34921-98J10	UNIT, PASSIVE HUB	1	
10-1	36662-98J00	HARNESS ASSY, HUB S	1	L:1000
10-2	36662-98J10	HARNESS ASSY, HUB L	1	L:6500
11-1	36663-98J00	HARNESS ASSY, ACTIVE HUB PWR S	1	L:2500
11-2	36663-98J10	HARNESS ASSY, ACTIVE HUB PWR L	1	L:6000
12	09481-05501	·FUZE (5A)	1	
13	36664-98J10	HARNESS ASSY, 2" GAUGE	1	
14	36666-98J00	CAP, 8 PIN CONNECTOR	1	
15	36667-98J00	CAP, 2 PIN CONNECTOR	1	
16	36661-93J00	ADAPTER, INTERFACE MODULE	1	

FIG.85

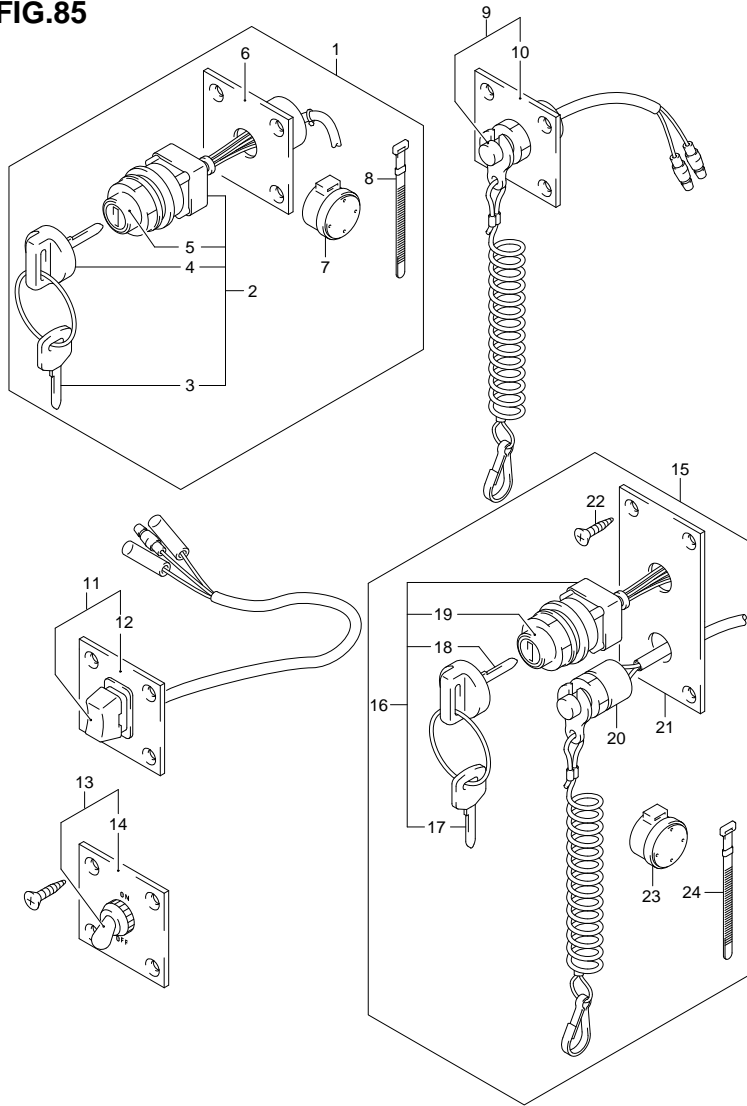
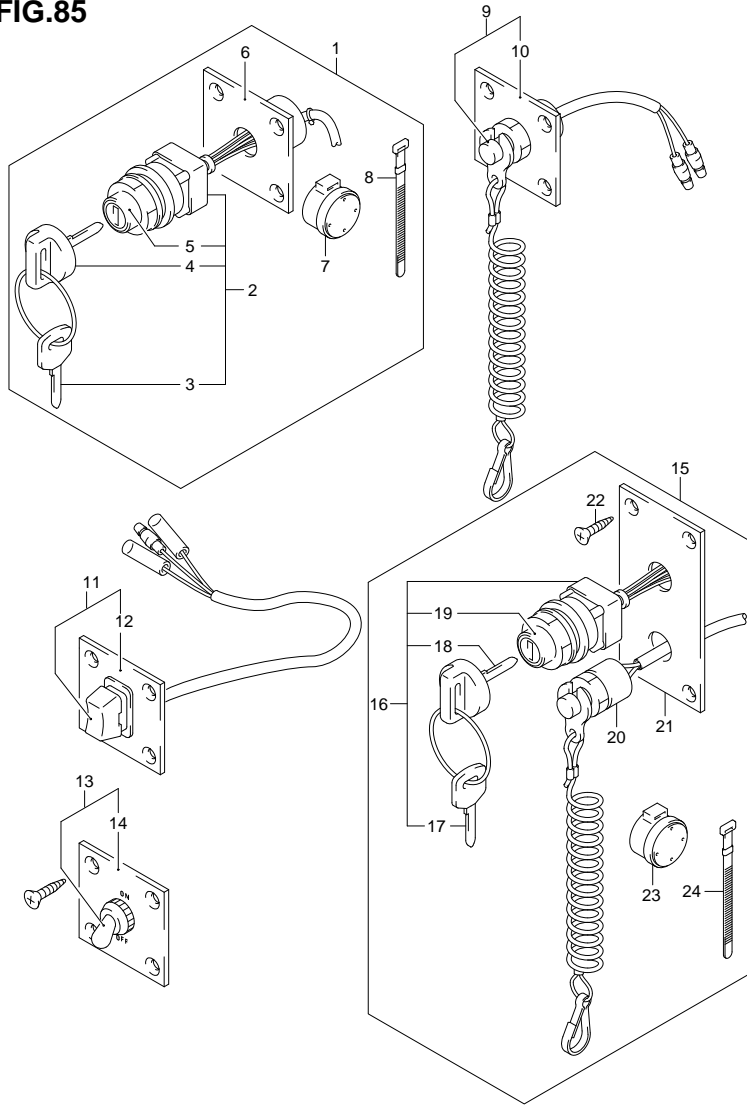


FIG. 85 (1-H-15) OPT:SWITCH (DF140T E1)

REF NO.	PART NO.	DESCRIPTION	Q'TY	REMARKS
1	37100-96J00	PANEL ASSY, IGNITION SW	1	
2	37110-93J00	·SWITCH ASSY, IGNITION	1	
3-1	37141-99E00	··KEY (931)	1	
3-2	37141-99E10	··KEY (932)	1	
3-3	37141-99E20	··KEY (933)	1	
3-4	37141-99E30	··KEY (934)	1	
3-5	37141-99E40	··KEY (935)	1	
3-6	37141-99E50	··KEY (936)	1	
3-7	37141-99E60	··KEY (937)	1	
3-8	37141-99E70	··KEY (938)	1	
3-9	37141-99E80	··KEY (939)	1	
3-10	37141-99E90	··KEY (940)	1	
3-11	37141-99EA0	··KEY (941)	1	
3-12	37141-99EB0	··KEY (942)	1	
4	37143-99E00	··CAP, KEY	1	
5	37149-93J00	··CAP, CYLINDER BODY	2	
6	37139-99E00	·PANEL, IGNITION SW	1	
7	38500-93J90	·BUZZER ASSY, WARNING	1	
8	09407-08401	·CLAMP	1	
9	37803-93J03	PANEL ASSY, EMERGENCY SW	1	
10	37825-99E00	·PANEL, EMERGENCY SW	1	
11	37805-93J00	PANEL ASSY, PTT SW	1	
12	37855-99E00	·PANEL, PTT SW	1	
13	37210-93J00	PANEL ASSY, LIGHTING SW	1	
14	37212-93J00	·PANEL, LIGHTING SW	1	

**FIG.85**



**FIG. 85 (1-1-2) OPT:SWITCH (DF140T E1)**

REF NO.	PART NO.	DESCRIPTION	Q'TY	REMARKS
15	37100-96J23	PANEL ASSY, ENGINE SW	1	
16	37110-93J00	·SWITCH ASSY, IGNITION	1	
17-1	37141-99E00	··KEY (931)	1	
17-2	37141-99E10	··KEY (932)	1	
17-3	37141-99E20	··KEY (933)	1	
17-4	37141-99E30	··KEY (934)	1	
17-5	37141-99E40	··KEY (935)	1	
17-6	37141-99E50	··KEY (936)	1	
17-7	37141-99E60	··KEY (937)	1	
17-8	37141-99E70	··KEY (938)	1	
17-9	37141-99E80	··KEY (939)	1	
17-10	37141-99E90	··KEY (940)	1	
17-11	37141-99EA0	··KEY (941)	1	
17-12	37141-99EB0	··KEY (942)	1	
18	37143-99E00	··CAP, KEY	1	
19	37149-93J00	··CAP, CYLINDER BODY	2	
20	37820-93J03	·SWITCH ASSY, EMERGENCY	1	
21	37139-99E20	·PANEL	1	
22	03121-0516A	·SCREW	4	
23	38500-93J90	·BUZZER ASSY, WARNING	1	
24	09407-08401	·CLAMP	1	

FIG.86

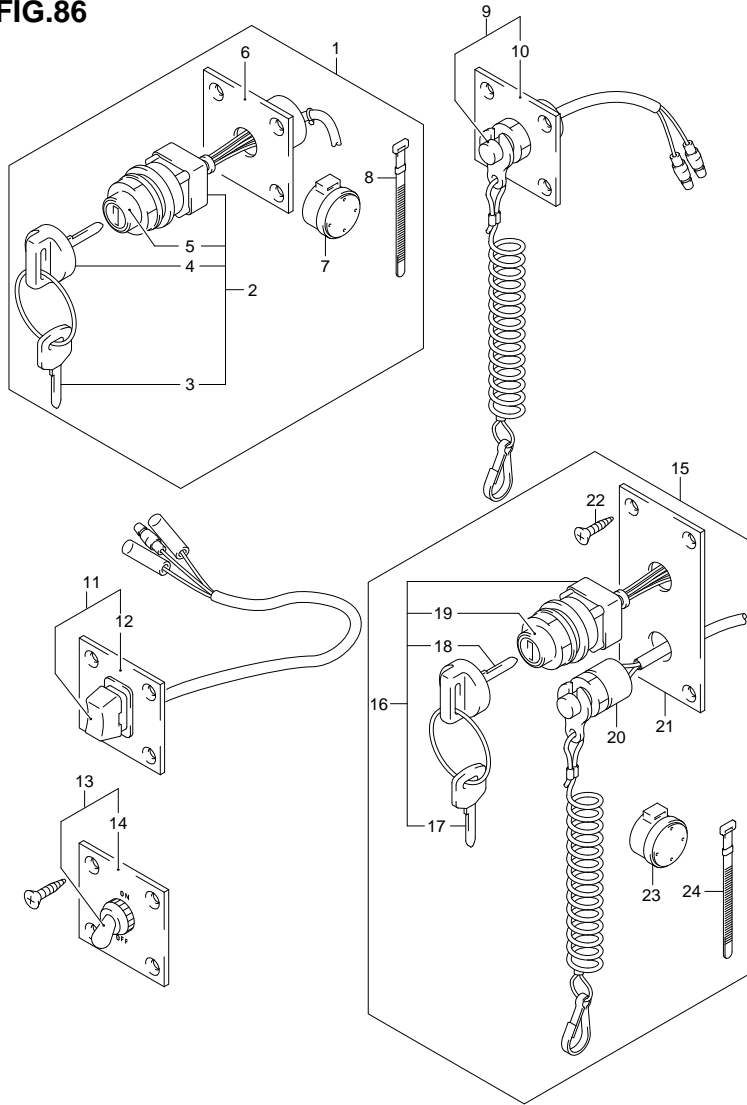
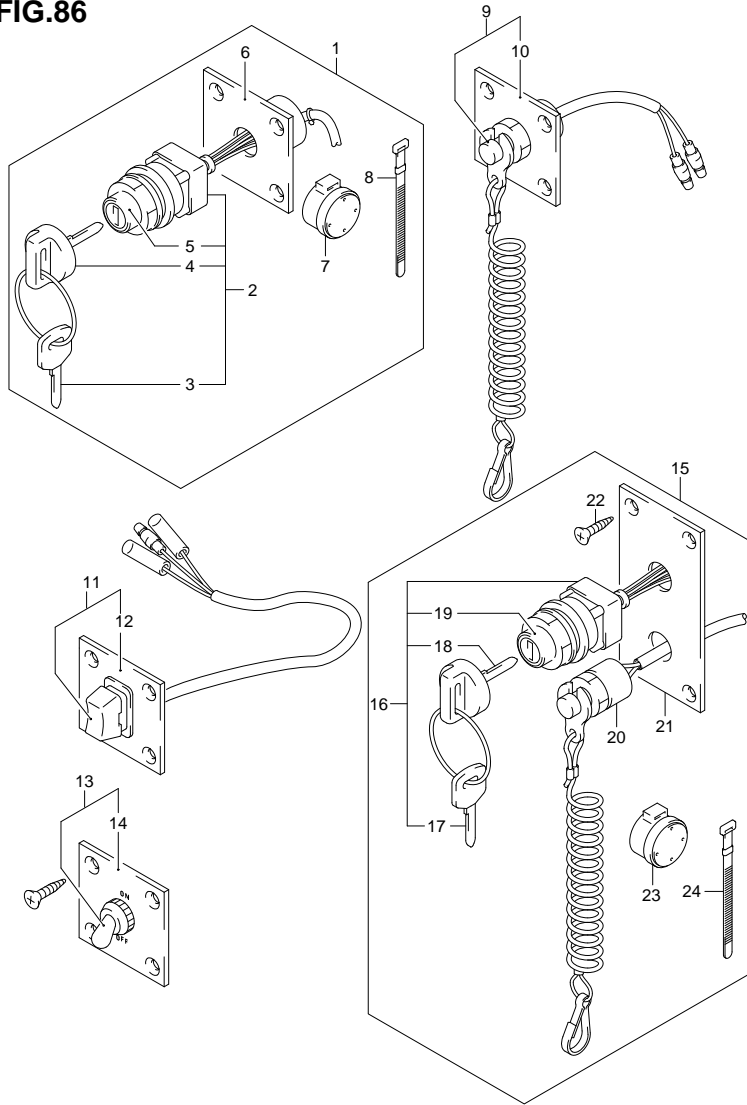


FIG.86 (1-1-3) OPT:SWITCH (DF140T E40)

REF NO.	PART NO.	DESCRIPTION	Q'TY	REMARKS
1	37100-96J00	PANEL ASSY, IGNITION SW	1	
2	37110-93J00	·SWITCH ASSY, IGNITION	1	
3-1	37141-99E00	··KEY (931)	1	
3-2	37141-99E10	··KEY (932)	1	
3-3	37141-99E20	··KEY (933)	1	
3-4	37141-99E30	··KEY (934)	1	
3-5	37141-99E40	··KEY (935)	1	
3-6	37141-99E50	··KEY (936)	1	
3-7	37141-99E60	··KEY (937)	1	
3-8	37141-99E70	··KEY (938)	1	
3-9	37141-99E80	··KEY (939)	1	
3-10	37141-99E90	··KEY (940)	1	
3-11	37141-99EA0	··KEY (941)	1	
3-12	37141-99EB0	··KEY (942)	1	
4	37143-99E00	··CAP, KEY	1	
5	37149-93J00	··CAP, CYLINDER BODY	2	
6	37139-99E00	·PANEL, IGNITION SW	1	
7	38500-93J90	·BUZZER ASSY, WARNING	1	
8	09407-08401	·CLAMP	1	
9	37803-93J03	PANEL ASSY, EMERGENCY SW	1	
10	37825-99E00	·PANEL, EMERGENCY SW	1	
11	37805-93J00	PANEL ASSY, PTT SW	1	
12	37855-99E00	·PANEL, PTT SW	1	
13	37210-93J00	PANEL ASSY, LIGHTING SW	1	
14	37212-93J00	·PANEL, LIGHTING SW	1	



**FIG.86**



**FIG.86 (1-1-4) OPT:SWITCH (DF140T E40)**

REF NO.	PART NO.	DESCRIPTION	Q'TY	REMARKS
15	37100-96J23	PANEL ASSY, ENGINE SW	1	
16	37110-93J00	·SWITCH ASSY, IGNITION	1	
17-1	37141-99E00	··KEY (931)	1	
17-2	37141-99E10	··KEY (932)	1	
17-3	37141-99E20	··KEY (933)	1	
17-4	37141-99E30	··KEY (934)	1	
17-5	37141-99E40	··KEY (935)	1	
17-6	37141-99E50	··KEY (936)	1	
17-7	37141-99E60	··KEY (937)	1	
17-8	37141-99E70	··KEY (938)	1	
17-9	37141-99E80	··KEY (939)	1	
17-10	37141-99E90	··KEY (940)	1	
17-11	37141-99EA0	··KEY (941)	1	
17-12	37141-99EB0	··KEY (942)	1	
18	37143-99E00	··CAP, KEY	1	
19	37149-93J00	··CAP, CYLINDER BODY	2	
20	37820-93J03	·SWITCH ASSY, EMERGENCY	1	
21	37139-99E20	·PANEL	1	
22	03121-0516A	·SCREW	4	
23	38500-93J90	·BUZZER ASSY, WARNING	1	
24	09407-08401	·CLAMP	1	

FIG.87

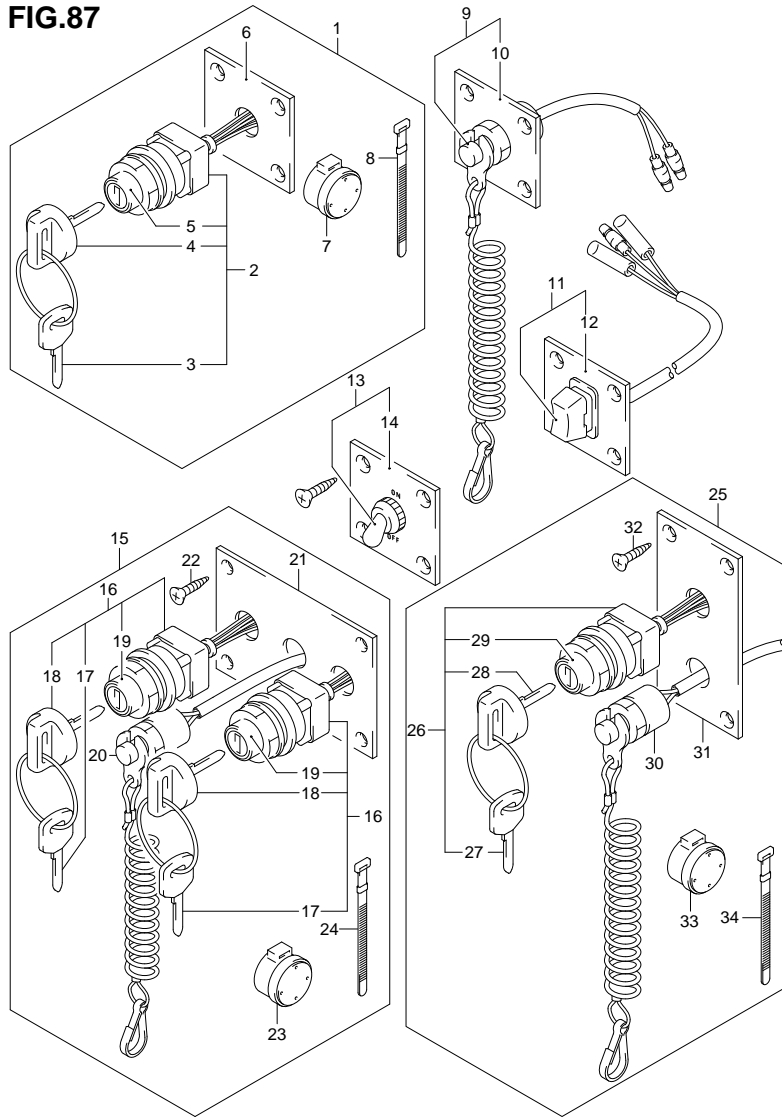


FIG.87 (1-1-5) OPT:SWITCH (DF140Z E1)

REF NO.	PART NO.	DESCRIPTION	Q'TY	REMARKS
1	37100-96J00	PANEL ASSY, IGNITION SW	1	
2	37110-93J00	·SWITCH ASSY, IGNITION	1	
3-1	37141-99E00	··KEY (931)	1	
3-2	37141-99E10	··KEY (932)	1	
3-3	37141-99E20	··KEY (933)	1	
3-4	37141-99E30	··KEY (934)	1	
3-5	37141-99E40	··KEY (935)	1	
3-6	37141-99E50	··KEY (936)	1	
3-7	37141-99E60	··KEY (937)	1	
3-8	37141-99E70	··KEY (938)	1	
3-9	37141-99E80	··KEY (939)	1	
3-10	37141-99E90	··KEY (940)	1	
3-11	37141-99EA0	··KEY (941)	1	
3-12	37141-99EB0	··KEY (942)	1	
4	37143-99E00	··CAP, KEY	1	
5	37149-93J00	··CAP, CYLINDER BODY	2	
6	37139-99E00	·PANEL, IGNITION SW	1	
7	38500-93J90	·BUZZER ASSY, WARNING	1	
8	09407-08401	·CLAMP	1	
9	37803-93J03	PANEL ASSY, EMERGENCY SW	1	
10	37825-99E00	·PANEL, EMERGENCY SW	1	
11	37805-93J00	PANEL ASSY, PTT SW	1	
12	37855-99E00	·PANEL, PTT SW	1	
13	37210-93J00	PANEL ASSY, LIGHTING SW	1	
14	37212-93J00	·PANEL, LIGHTING SW	1	

FIG.87

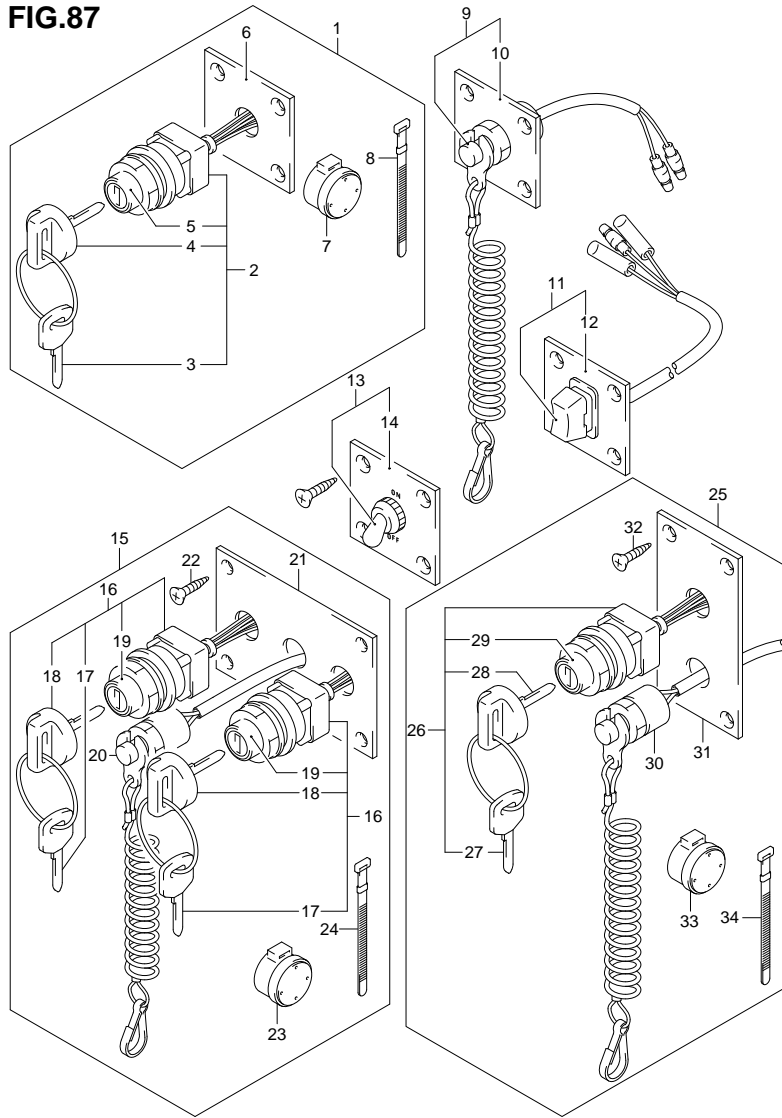


FIG. 87 (1-1-6) OPT:SWITCH (DF140Z E1)

REF NO.	PART NO.	DESCRIPTION	Q'TY	REMARKS
15	37100-96J13	PANEL ASSY, DUAL ENGINE SW	1	
16	37110-93J00	·SWITCH ASSY, IGNITION	2	
17-1	37141-99E00	··KEY (931)	2	
17-2	37141-99E10	··KEY (932)	2	
17-3	37141-99E20	··KEY (933)	2	
17-4	37141-99E30	··KEY (934)	2	
17-5	37141-99E40	··KEY (935)	2	
17-6	37141-99E50	··KEY (936)	2	
17-7	37141-99E60	··KEY (937)	2	
17-8	37141-99E70	··KEY (938)	2	
17-9	37141-99E80	··KEY (939)	2	
17-10	37141-99E90	··KEY (940)	2	
17-11	37141-99EA0	··KEY (941)	2	
17-12	37141-99EB0	··KEY (942)	2	
18	37143-99E00	··CAP, KEY	4	
19	37149-93J00	··CAP, CYLINDER BODY	2	
20	37820-93J93	·SWITCH ASSY, EMERGENCY	1	
21	37139-99E10	·PANEL, IGNITION SWITCH	1	
22	03121-0516A	·SCREW	4	
23	38500-93J90	·BUZZER ASSY, WARNING	1	
24	09407-08401	·CLAMP BUZZER	1	

FIG.87

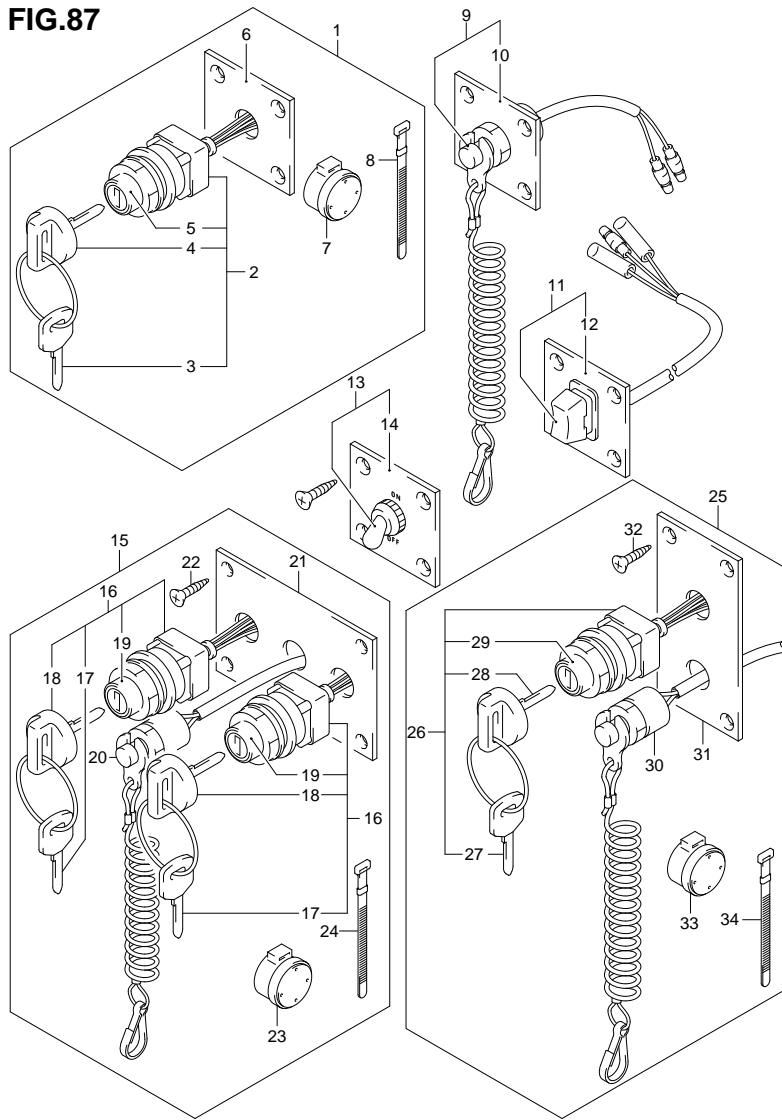


FIG. 87 (1-1-7) OPT:SWITCH (DF140Z E1)

REF NO.	PART NO.	DESCRIPTION	Q'TY	REMARKS
25	37100-96J23	PANEL ASSY, ENGINE SW	1	
26	37110-93J00	·SWITCH ASSY, IGNITION	1	
27-1	37141-99E00	··KEY (931)	1	
27-2	37141-99E10	··KEY (932)	1	
27-3	37141-99E20	··KEY (933)	1	
27-4	37141-99E30	··KEY (934)	1	
27-5	37141-99E40	··KEY (935)	1	
27-6	37141-99E50	··KEY (936)	1	
27-7	37141-99E60	··KEY (937)	1	
27-8	37141-99E70	··KEY (938)	1	
27-9	37141-99E80	··KEY (939)	1	
27-10	37141-99E90	··KEY (940)	1	
27-11	37141-99EA0	··KEY (941)	1	
27-12	37141-99EB0	··KEY (942)	1	
28	37143-99E00	··CAP, KEY	1	
29	37149-93J00	··CAP, CYLINDER BODY	2	
30	37820-93J03	·SWITCH ASSY, EMERGENCY	1	
31	37139-99E20	·PANEL	1	
32	03121-0516A	·SCREW	4	
33	38500-93J90	·BUZZER ASSY, WARNING	1	
34	09407-08401	·CLAMP	1	

FIG.88

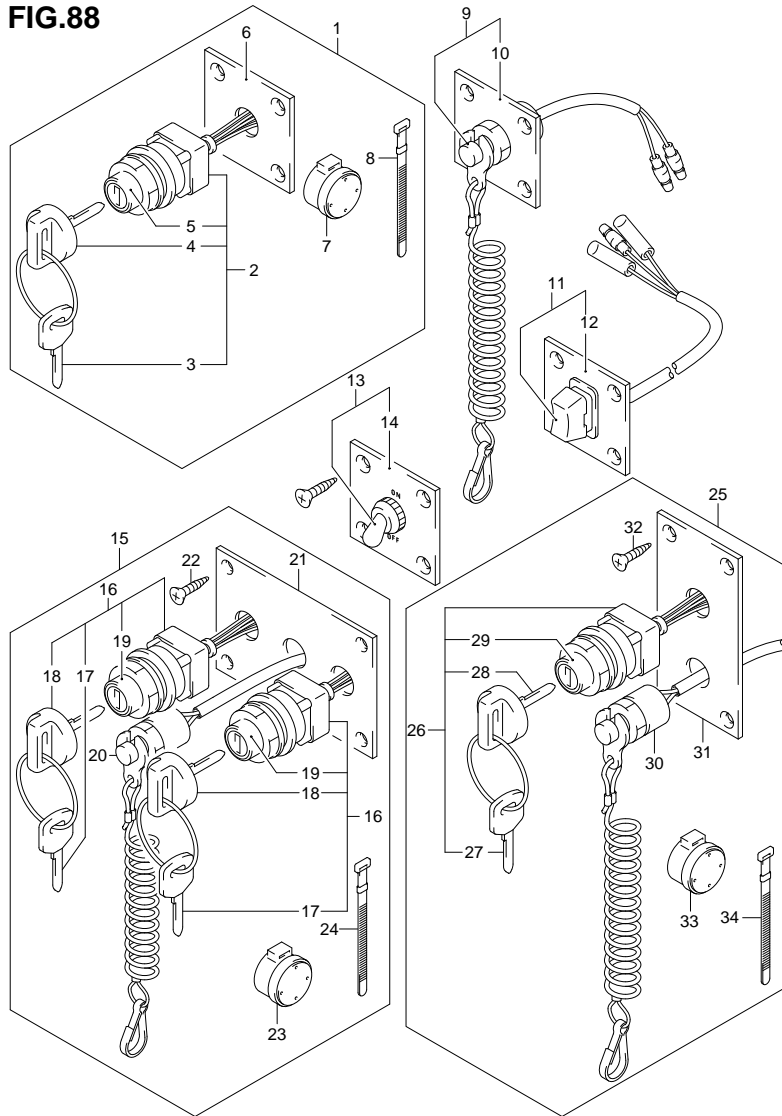


FIG. 88 (1-1-8) OPT:SWITCH (DF1407 E40)

REF NO.	PART NO.	DESCRIPTION	Q'TY	REMARKS
1	37100-96J00	PANEL ASSY, IGNITION SW	1	
2	37110-93J00	·SWITCH ASSY, IGNITION	1	
3-1	37141-99E00	··KEY (931)	1	
3-2	37141-99E10	··KEY (932)	1	
3-3	37141-99E20	··KEY (933)	1	
3-4	37141-99E30	··KEY (934)	1	
3-5	37141-99E40	··KEY (935)	1	
3-6	37141-99E50	··KEY (936)	1	
3-7	37141-99E60	··KEY (937)	1	
3-8	37141-99E70	··KEY (938)	1	
3-9	37141-99E80	··KEY (939)	1	
3-10	37141-99E90	··KEY (940)	1	
3-11	37141-99EA0	··KEY (941)	1	
3-12	37141-99EB0	··KEY (942)	1	
4	37143-99E00	··CAP, KEY	1	
5	37149-93J00	··CAP, CYLINDER BODY	2	
6	37139-99E00	·PANEL, IGNITION SW	1	
7	38500-93J90	·BUZZER ASSY, WARNING	1	
8	09407-08401	·CLAMP	1	
9	37803-93J03	PANEL ASSY, EMERGENCY SW	1	
10	37825-99E00	·PANEL, EMERGENCY SW	1	
11	37805-93J00	PANEL ASSY, PTT SW	1	
12	37855-99E00	·PANEL, PTT SW	1	
13	37210-93J00	PANEL ASSY, LIGHTING SW	1	
14	37212-93J00	·PANEL, LIGHTING SW	1	

FIG.88

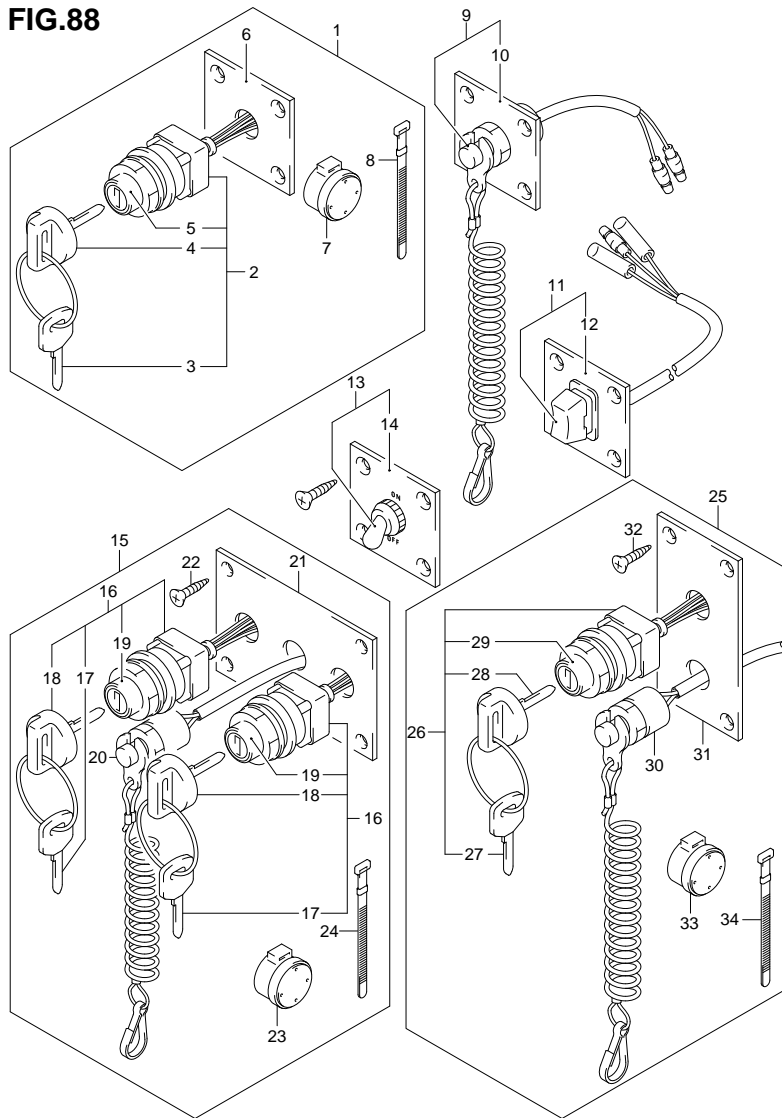


FIG.88 (1-1-9) OPT:SWITCH (DF140Z E40)

REF NO.	PART NO.	DESCRIPTION	Q'TY	REMARKS
15	37100-96J13	PANEL ASSY, DUAL ENGINE SW	1	
16	37110-93J00	·SWITCH ASSY, IGNITION	2	
17-1	37141-99E00	··KEY (931)	2	
17-2	37141-99E10	··KEY (932)	2	
17-3	37141-99E20	··KEY (933)	2	
17-4	37141-99E30	··KEY (934)	2	
17-5	37141-99E40	··KEY (935)	2	
17-6	37141-99E50	··KEY (936)	2	
17-7	37141-99E60	··KEY (937)	2	
17-8	37141-99E70	··KEY (938)	2	
17-9	37141-99E80	··KEY (939)	2	
17-10	37141-99E90	··KEY (940)	2	
17-11	37141-99EA0	··KEY (941)	2	
17-12	37141-99EB0	··KEY (942)	2	
18	37143-99E00	··CAP, KEY	4	
19	37149-93J00	··CAP, CYLINDER BODY	2	
20	37820-93J93	·SWITCH ASSY, EMERGENCY	1	
21	37139-99E10	·PANEL, IGNITION SWITCH	1	
22	03121-0516A	·SCREW	4	
23	38500-93J90	·BUZZER ASSY, WARNING	1	
24	09407-08401	·CLAMP	1	

FIG.88

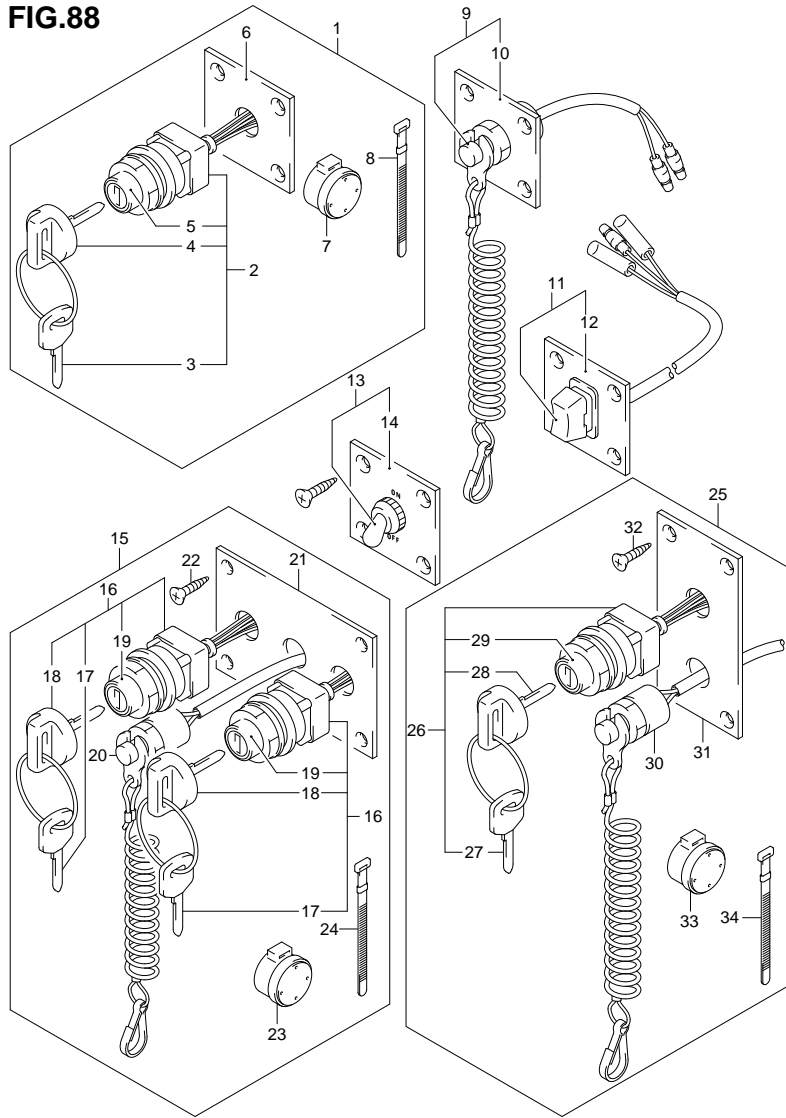
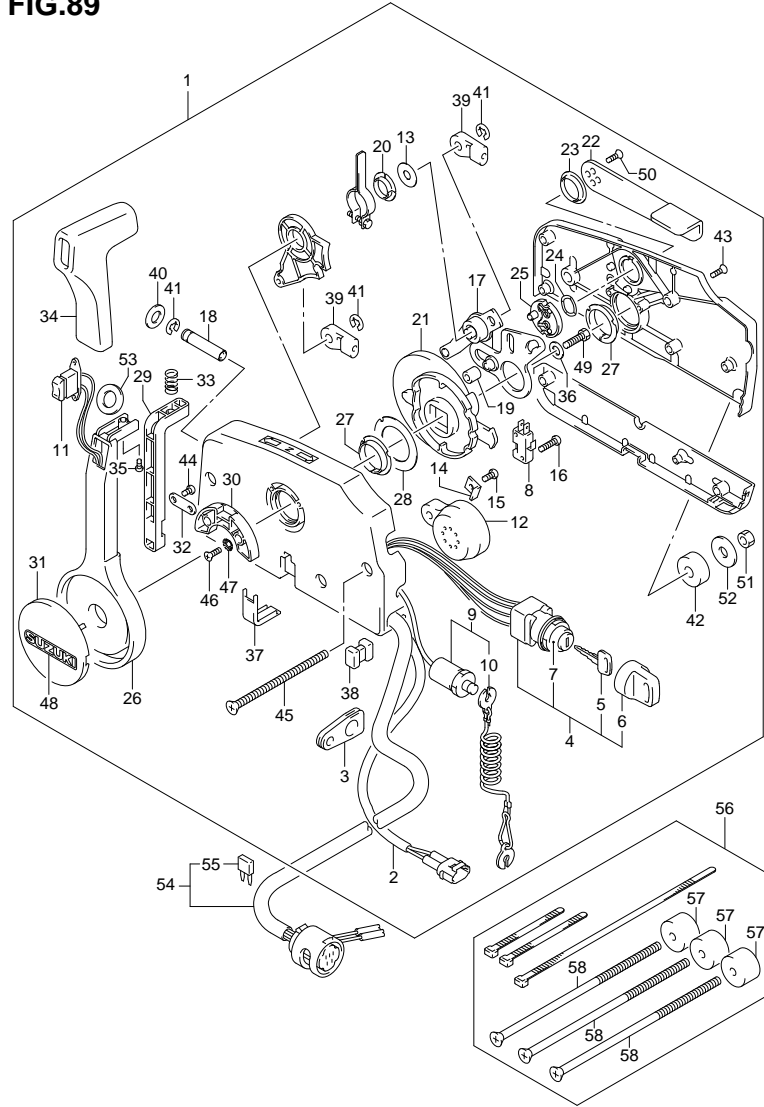


FIG. 88 (1-1-10) OPT:SWITCH (DF140Z E40)

REF NO.	PART NO.	DESCRIPTION	Q'TY	REMARKS
25	37100-96J23	PANEL ASSY, ENGINE SW	1	
26	37110-93J00	·SWITCH ASSY, IGNITION	1	
27-1	37141-99E00	··KEY (931)	1	
27-2	37141-99E10	··KEY (932)	1	
27-3	37141-99E20	··KEY (933)	1	
27-4	37141-99E30	··KEY (934)	1	
27-5	37141-99E40	··KEY (935)	1	
27-6	37141-99E50	··KEY (936)	1	
27-7	37141-99E60	··KEY (937)	1	
27-8	37141-99E70	··KEY (938)	1	
27-9	37141-99E80	··KEY (939)	1	
27-10	37141-99E90	··KEY (940)	1	
27-11	37141-99EA0	··KEY (941)	1	
27-12	37141-99EB0	··KEY (942)	1	
28	37143-99E00	··CAP, KEY	1	
29	37149-93J00	··CAP, CYLINDER BODY	2	
30	37820-93J03	·SWITCH ASSY, EMERGENCY	1	
31	37139-99E20	·PANEL	1	
32	03121-0516A	·SCREW	4	
33	38500-93J90	·BUZZER ASSY, WARNING	1	
34	09407-08401	·CLAMP	1	

FIG.89



DF140 E01 012\_089  
OPT:REMOTE CONTROL

FIG. 89 (1-1-11) OPT:REMOTE CONTROL

REF NO.	PART NO.	DESCRIPTION	Q'TY	REMARKS
1	67200-93J03	REMOTE CONTROL ASSY	1	
2	36646-93J00	·WIRE ASSY, PTT SW ADAPTER	1	
3	36628-92E00	·GROMMET, WIRE HARNESS	1	
4	37110-93J00	·SWITCH ASSY, IGNITION	1	
5-1	37141-99E00	··KEY (931)	1	
5-2	37141-99E10	··KEY (932)	1	
5-3	37141-99E20	··KEY (933)	1	
5-4	37141-99E30	··KEY (934)	1	
5-5	37141-99E40	··KEY (935)	1	
5-6	37141-99E50	··KEY (936)	1	
5-7	37141-99E60	··KEY (937)	1	
5-8	37141-99E70	··KEY (938)	1	
5-9	37141-99E80	··KEY (939)	1	
5-10	37141-99E90	··KEY (940)	1	
5-11	37141-99EA0	··KEY (941)	1	
5-12	37141-99EB0	··KEY (942)	1	
6	37143-99E00	··CAP, KEY	1	
7	37149-93J00	··CAP, CYLINDER BODY	1	
8	37721-93J90	·SWITCH, NEUTRAL	1	
9	37820-93J03	·SWITCH ASSY, EMERGENCY	1	
10	37823-92E01	··PLATE	1	
11	37850-90J05	·SWITCH ASSY, PTT	1	
12	38500-93J90	·BUZZER	1	
13	67212-95600	·WASHER	1	
14	67213-92E00	·BRACKET, BUZZER	1	
15	09125-05042	·SCREW (5X10)	1	
16	67296-92E10	·SCREW, NEUTRAL SW	2	
17	67220-95630	·PLATE ASSY	1	
18	67223-99E10	·KNOB, BRAKE ADJ	1	
19	67229-95600	·ROLLER	1	
20	67232-95600	·BUSH	1	
21	67238-87D00	·GEAR, DRIVE	1	
22	67241-99E10	·LEVER, FREE THROTTLE	1	
23	67243-95600	·BUSH	1	

DF140 E01 012



FIG.89

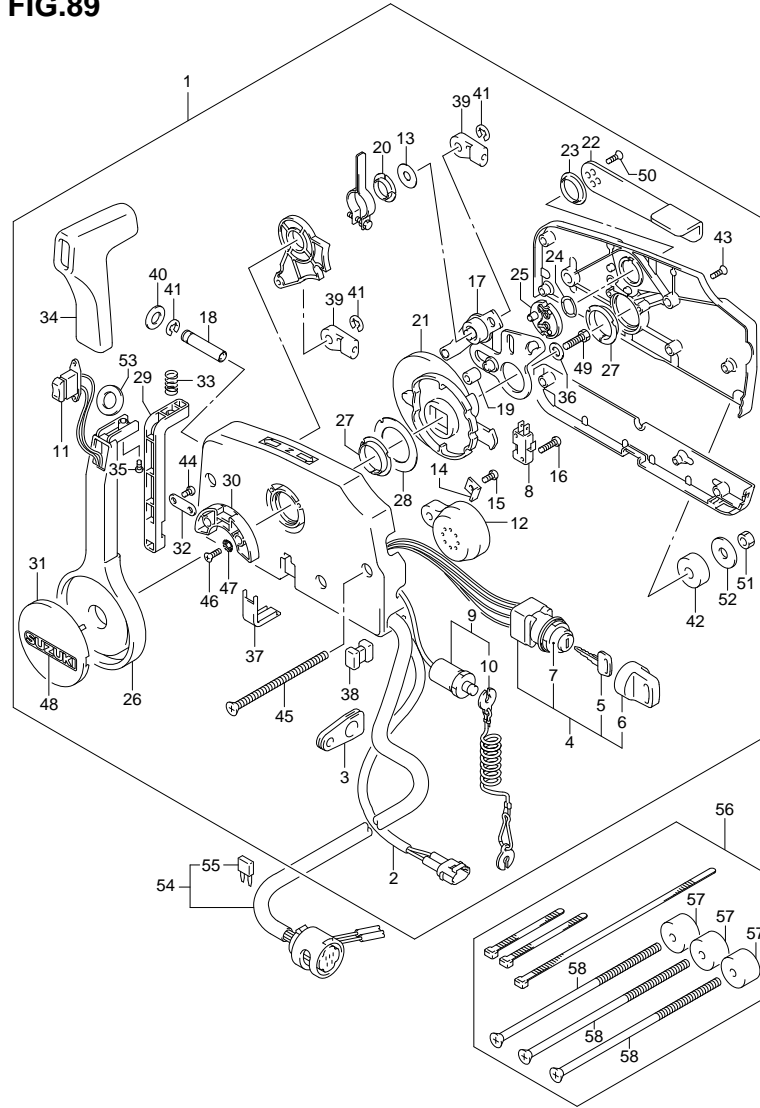


FIG. 89 (1-1-12) OPT:REMOTE CONTROL

REF NO.	PART NO.	DESCRIPTION	Q'TY	REMARKS
24	67244-95600	·WASHER, WAVE	1	
25	67245-95600	·DRUM, FREE THROTTLE	1	
26	67251-99E10	·LEVER, HANDLE	1	
27	67252-95600	·BUSH	2	
28	67253-95600	·WASHER	1	
29	67255-99E00	·ARM, LOCK	1	
30	67256-95600	·HOLDER, NEUT LOCK	1	
31	67257-99E00	·CAP, LEVER	1	
32	67258-99E00	·BRACKET, LOCK ARM	1	
33	67259-87D00	·SPRING, NEUTRAL ARM	1	
34	67261-99E00	·GRIP	1	
35	67296-94310	·SCREW	1	
36	67264-95600	·WASHER	1	
37	67267-95610	·COVER, WIRE	1	
38	67273-95600	·SPACER	1	
39	67275-95600	·END, CABLE	2	
40	67288-92E00	·WASHER, BRAKE ADJ KNOB	1	
41	67292-94300	·E RING	3	
42	67294-95600	·SPACER	3	
43	67296-90J00	·SCREW	5	
44	67296-94300	·SCREW	2	
45	67296-95600	·SCREW	3	
46	67296-95610	·SCREW	2	
47	67297-95600	·WASHER	2	
48	68165-16B00-13L	·EMBLEM	1	
49	09100-08232	·BOLT	1	
50	09126-05003	·SCREW	2	
51	09140-06020	·NUT	3	
52	09160-06104	·WASHER (6.5X24X2)	3	
53	37859-90J00	·SPACER	1	
54-1	36620-93J02	WIRE ASSY, REMOTE CONTROL	1	L:5000
54-2	36620-93J52	WIRE ASSY, REMOTE CONTROL	1	L:3500
54-3	36620-93J62	WIRE ASSY, REMOTE CONTROL	1	L:6500
55	09481-10501	·FUSE (10A)	1	

**FIG.89**

**FIG.89 (1-1-13) OPT:REMOTE CONTROL**

REF NO.	PART NO.	DESCRIPTION	Q'TY	REMARKS
56	67140-95600	ATTACHMENT, TWIN REMOCON KIT	1	
57	67294-95600	·SPACER	3	
58	67296-95620	·SCREW	3	

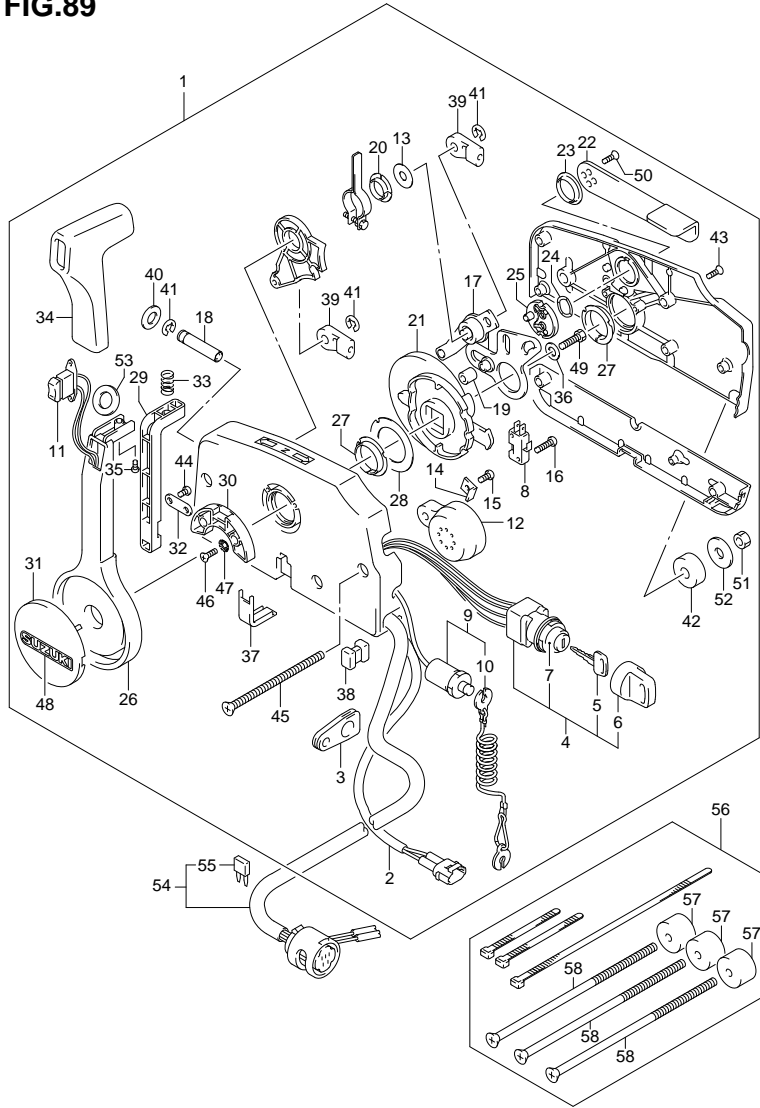


FIG.90

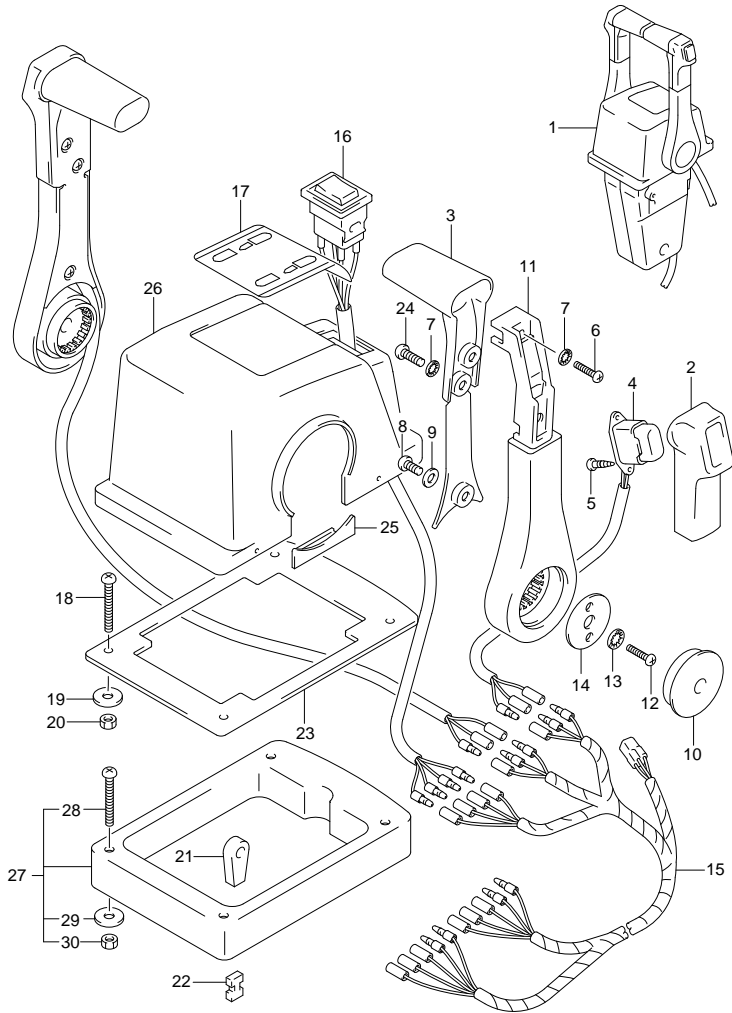


FIG.90 (1-1-14) OPT:TOP MOUNT DUAL (1)

REF NO.	PART NO.	DESCRIPTION	Q'TY	REMARKS
1	67200-93J23	REMOTE CONTROL ASSY	1	
2	67261-93J00	·GRIP, NO.1	2	
3	67263-93J00	·GRIP, NO.2	2	
4	37850-93J10	·SWITCH ASSY, PTT	2	
5	67295-92E10	·SCREW	4	
6	67296-88D10	·SCREW	2	
7	67288-92E20	·WASHER	6	
8	67296-92E70	·SCREW	2	
9	67288-92E40	·WASHER	2	
10	67257-92E00	·CAP, LEVER	2	
11	67251-93J00	·LEVER, HANDLE	2	
12	67296-92E60	·SCREW	4	
13	67288-92E30	·WASHER	4	
14	67253-92E00	·WASHER	2	
15	36890-93J10	·WIRE HARNESS	1	
16	37220-92E00	·SWITCH ASSY, MODE CHANGING	1	
17	67282-93J00	·DECAL	1	
18	67296-92E30	·SCREW	4	
19	09160-05024	·WASHER (5.5X16X1.5)	4	
20	67287-92E00	·NUT	4	
21	67275-95600	·END, CABLE	4	
22	67273-95600	·SPACER	2	
23	67273-92E10	·GROMMET	1	
24	67295-92E00	·SCREW	4	
25	67271-92E00	·COVER	2	
26	67211-93J10	·COVER	1	
27	67500-93J10	KIT, REMOCON SPACER TWIN	1	
28	09125-05135	·SCREW (5X65)	4	
29	09160-05029	·WASHER (5.5X12X0.8)	4	
30	09140-05005	·NUT	4	

FIG.91

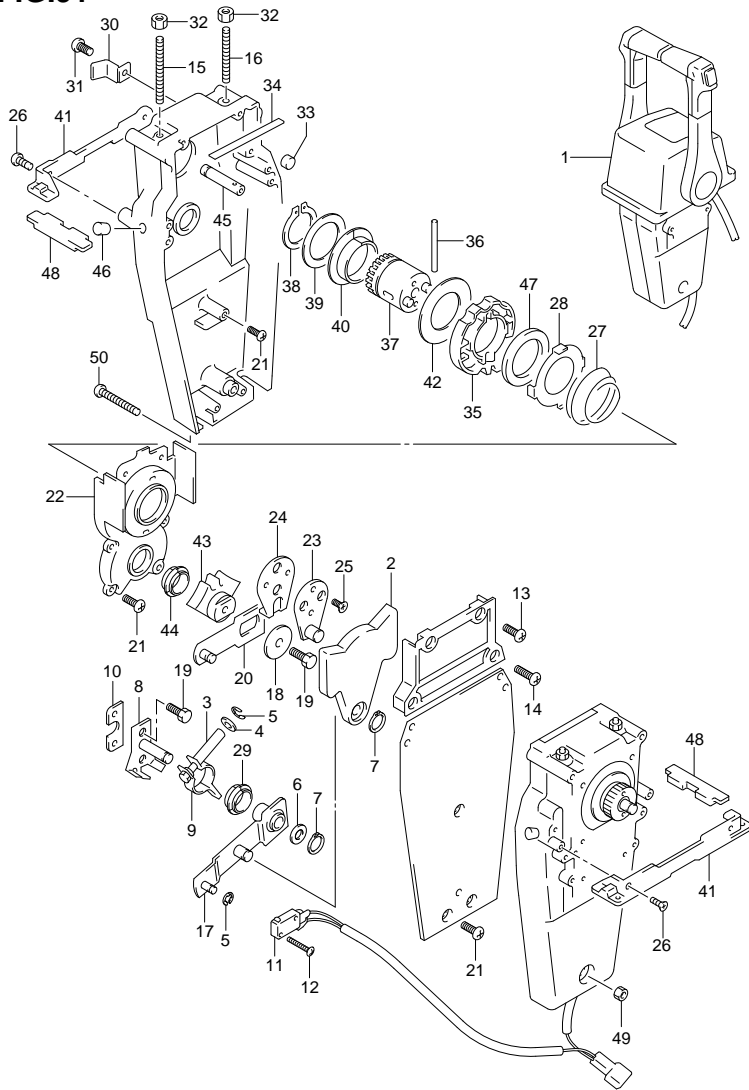
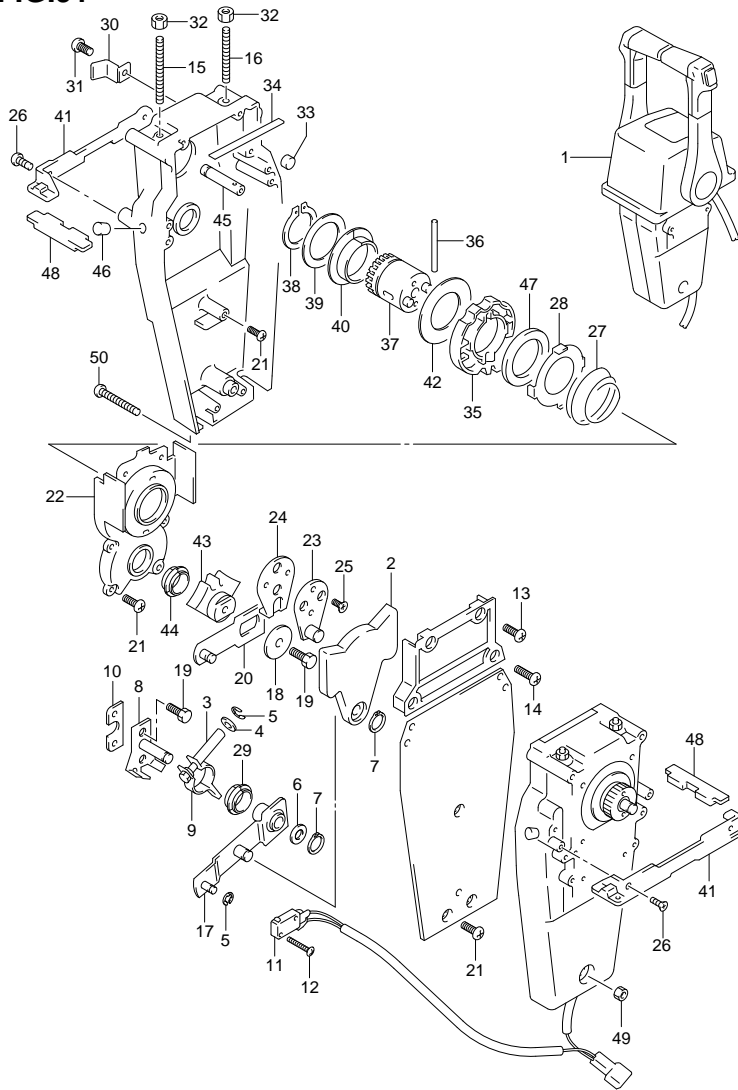


FIG.91 (1-1-15) OPT:TOP MOUNT DUAL (2)

REF NO.	PART NO.	DESCRIPTION	Q'TY	REMARKS
1	67200-93J23	REMOTE CONTROL ASSY, TWIN	1	
2	67222-92E00	·DUAL PLATE	2	
3	67223-92E00	·BRAKE ADJUST	2	
4	67288-92E00	·WASHER	2	
5	67292-94300	·E RING	8	
6	67288-92E10	·WASHER	2	
7	67291-92E00	·SNAP RING	4	
8	67221-92E00	·SHIFT ASSY	2	
9	67224-92E00	·BRAKE ARM ASSY	2	
10	67294-92E00	·SPACER	2	
11	37721-92E10	·SWITCH ASSY, N/R	1	
12	67296-92E10	·SCREW	4	
13	67296-88D10	·SCREW	4	
14	67296-92E20	·SCREW	4	
15	67226-92E00	·BOLT, STOPPER FRONT	2	
16	67226-92E10	·BOLT, STOPPER RR	2	
17	67240-92E00	·ARM ASSY, THROTTLE	2	
18	67228-92E00	·WASHER	2	
19	67286-92E00	·BOLT	6	
20	67230-92E00	·ARM ASSY, SHIFT	2	
21	09125-05042	·SCREW (5X10)	16	
22	67234-92E00	·CASE, GEAR	2	
23	67245-92E00	·LEVER ASSY, THROTTLE	2	
24	67227-92E00	·STOPPER	2	
25	09126-06006	·SCREW (6X20)	4	
26	67296-95610	·SCREW	4	
27	67233-92E00	·SPRING	2	
28	67235-92E00	·PLATE, SHIFT LOCK	2	
29	67232-95620	·BUSH	2	
30	67269-92E00	·BRACKET	2	
31	67296-88D10	·SCREW	2	
32	09140-06020	·NUT	4	
33	67236-92E00	·ROLLER	2	
34	67237-92E01	·SPRING	12	

**FIG.91**



**FIG.91 (1-J-2) OPT:TOP MOUNT DUAL (2)**

REF NO.	PART NO.	DESCRIPTION	Q'TY	REMARKS
35	67238-92E00	·GEAR, DRIVE	2	
36	67239-92E00	·PIN	2	
37	67246-92E00	·SHAFT, DRIVE	2	
38	67291-92E10	·SNAP RING	2	
39	67253-92E10	·WASHER	2	
40	67252-92E10	·BUSH	2	
41	67274-92E00	·FLANGE	2	
42	67253-95600	·WASHER	2	
43	67231-92E00	·GEAR, SHIFT	2	
44	67232-95600	·BUSH	2	
45	67241-92E10	·ROD, FREE ACC	2	
46	67243-92E00	·GROMMET	2	
47	67239-92E10	·PLATE, SHIFT PIN	2	
48	67272-92E10	·SEAL, FLANGE	2	
49	67287-92E10	·NUT	1	
50	67296-92E80	·SCREW	3	

FIG.92

FIG.92 (1-J-3) OPT:TOP MOUNT SINGLE (1)

REF NO.	PART NO.	DESCRIPTION	Q' TY	REMARKS
1	67200-93J13	REMOTE CONTROL ASSY	1	
2	67261-93J00	·GRIP, NO.1	1	
3	67263-93J00	·GRIP, NO.2	1	
4	37850-93J10	·SWITCH ASSY, PTT	1	
5	67295-92E10	·SCREW	2	
6	67296-88D10	·SCREW	1	
7	67288-92E20	·WASHER	3	
8	67295-92E00	·SCREW	2	
9	67296-92E70	·SCREW	1	
10	67288-92E40	·WASHER	1	
11	67257-92E00	·CAP, LEVER	1	
12	67251-93J00	·LEVER, HANDLE	1	
13	67296-92E60	·SCREW	2	
14	67288-92E30	·WASHER	2	
15	67253-92E00	·WASHER	1	
16	36890-93J00	·WIRE HARNESS	1	
17	67281-93J00	·DECAL	1	
18	67296-92E30	·SCREW	4	
19	09160-05024	·WASHER (5.5X16X1.5)	4	
20	67287-92E00	·NUT	4	
21	67275-95600	·END, CABLE	2	
22	67273-95600	·SPACER	1	
23	67273-92E00	·GROMMET	1	
24	67274-92E00	·FLANGE	2	
25	67296-95610	·SCREW	4	
26	67271-92E00	·COVER	1	
27	67211-93J00	·COVER	1	
28	67296-92E70	·SCREW	2	
29	67500-93J00	KIT, REMOCON SPACER SINGLE	1	
30	09125-05135	·SCREW (5X65)	4	
31	09160-05029	·WASHER (5.5X12X0.8)	4	
32	09140-05005	·NUT	4	

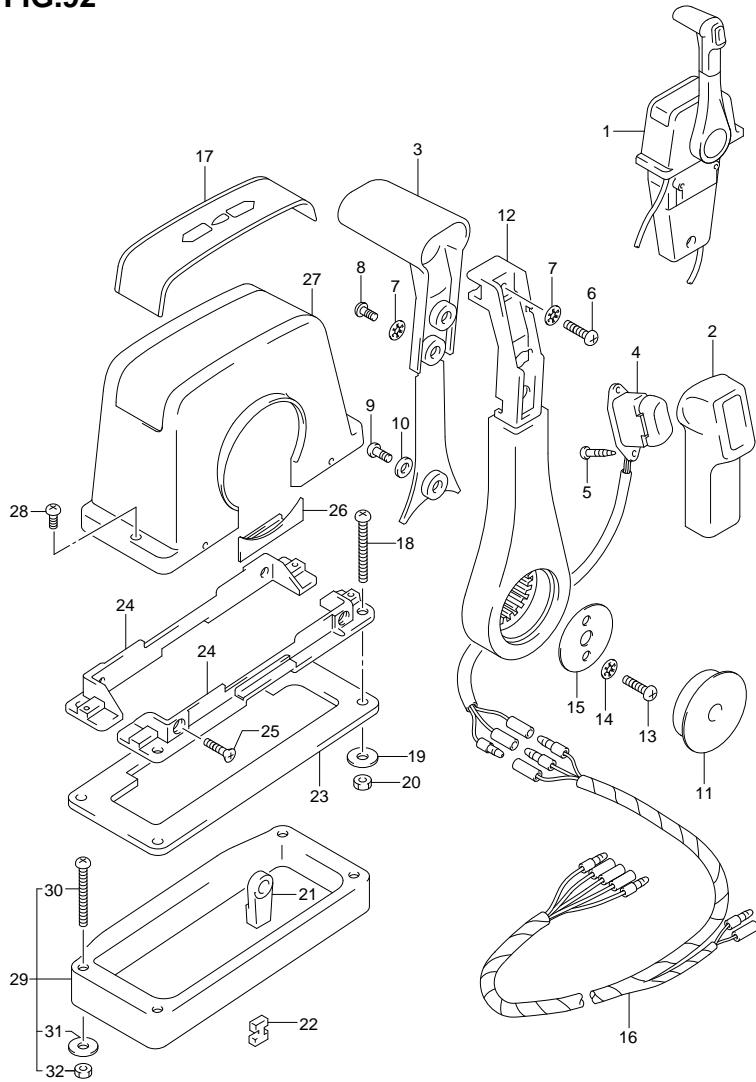


FIG.93

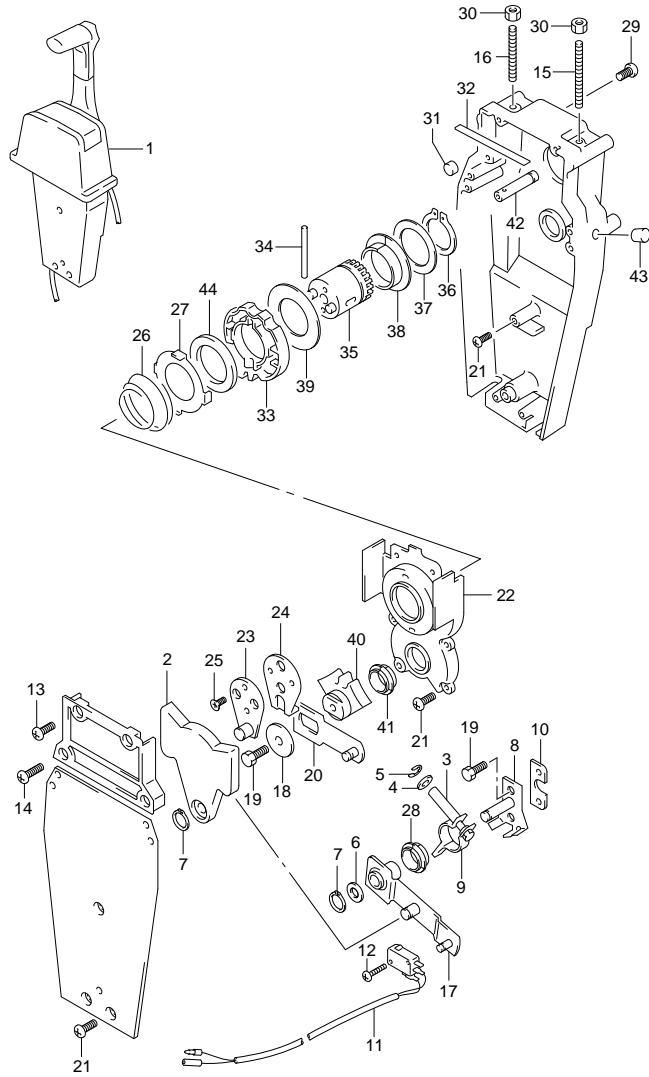
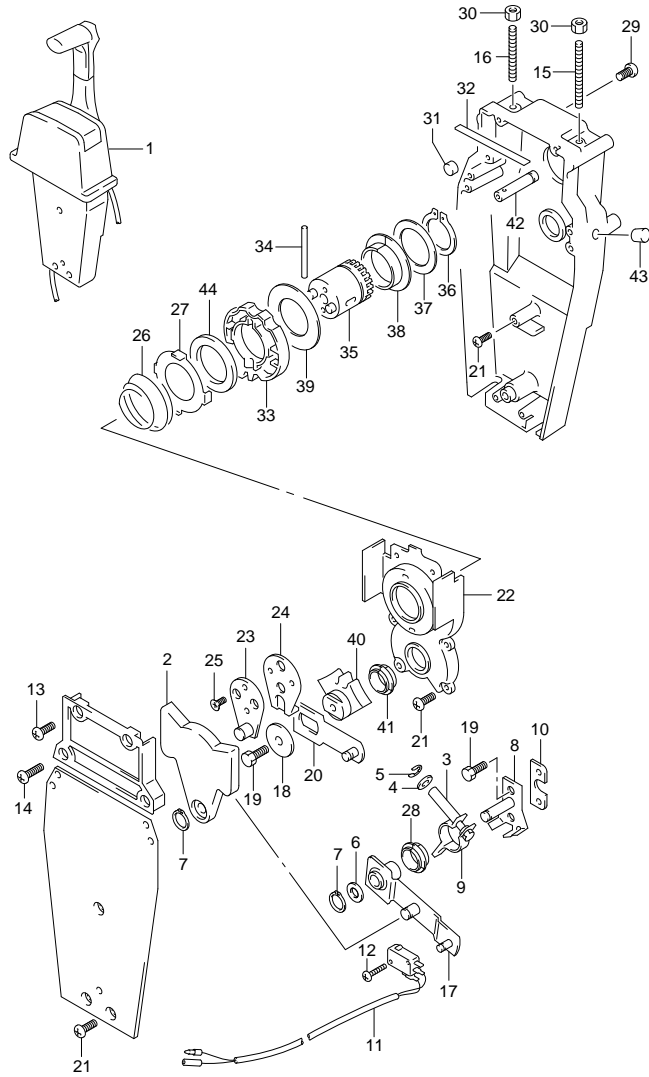


FIG.93 (1-J-4) OPT:TOP MOUNT SINGLE (2)

REF NO.	PART NO.	DESCRIPTION	Q'TY	REMARKS
1	67200-93J13	REMOTE CONTROL ASSY	1	
2	67222-92E00	·DUAL PLATE	1	
3	67223-92E00	·BRAKE ADJUST	1	
4	67288-92E00	·WASHER	1	
5	67292-94300	·E RING	4	
6	67288-92E10	·WASHER	1	
7	67291-92E00	·SNAP RING	2	
8	67221-92E00	·SHIFT ASSY	1	
9	67224-92E00	·BRAKE ARM ASSY	1	
10	67294-92E00	·SPACER	1	
11	37721-95500	·SWITCH ASSY, N/R	1	
12	67296-92E10	·SCREW (3X15)	2	
13	67296-88D10	·SCREW (5X16)	2	
14	67296-92E20	·SCREW (5X25)	2	
15	67226-92E00	·BOLT, STOPPER FRONT	1	
16	67226-92E10	·BOLT, STOPPER REAR	1	
17	67240-92E00	·ARM ASSY, THROTTLE	1	
18	67228-92E00	·WASHER	1	
19	67286-92E00	·BOLT (6X18)	3	
20	67230-92E00	·ARM ASSY, SHIFT	1	
21	09125-05042	·SCREW (5X10)	9	
22	67234-92E00	·CASE, GEAR	1	
23	67245-92E00	·LEVER ASSY, THROTTLE	1	
24	67227-92E00	·STOPPER	1	
25	09126-06006	·SCREW (6X20)	2	
26	67233-92E00	·SPRING	1	
27	67235-92E00	·PLATE, SHIFT LOCK	1	
28	67232-95620	·BUSH	1	
29	67296-88D10	·SCREW	1	
30	09140-06020	·NUT	2	

**FIG.93**

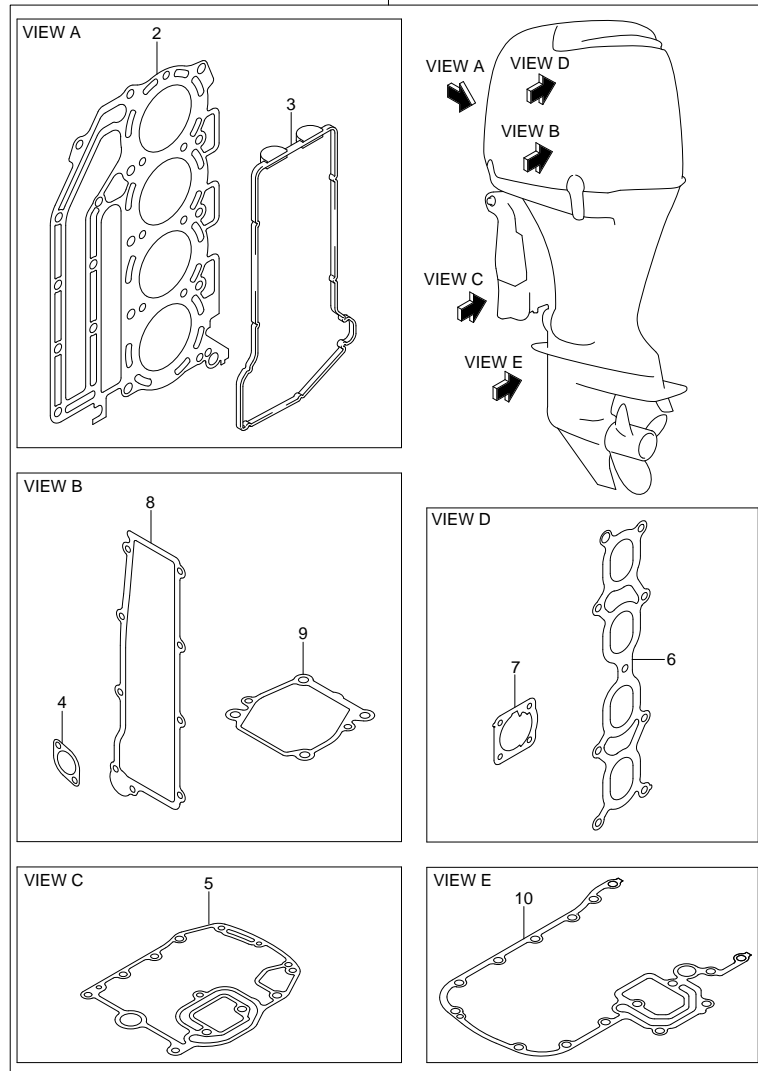


**FIG.93 (1-J-5) OPT:TOP MOUNT SINGLE (2)**

REF NO.	PART NO.	DESCRIPTION	Q' TY	REMARKS
31	67236-92E00	·ROLLER	1	
32	67237-92E01	·SPRING	6	
33	67238-92E00	·GEAR, DRIVE	1	
34	67239-92E00	·PIN	1	
35	67246-92E00	·SHIFT, DRIVE	1	
36	67291-92E10	·SNAP RING	1	
37	67253-92E10	·WASHER	1	
38	67252-92E10	·BUSH	1	
39	67253-95600	·WASHER	1	
40	67231-92E00	·GEAR, SHIFT	1	
41	67232-95600	·BUSH	1	
42	67241-92E10	·ROD, FREE ACC	1	
43	67243-92E00	·GROMMET	1	
44	67239-92E10	·PLATE, SHIFT PIN	1	



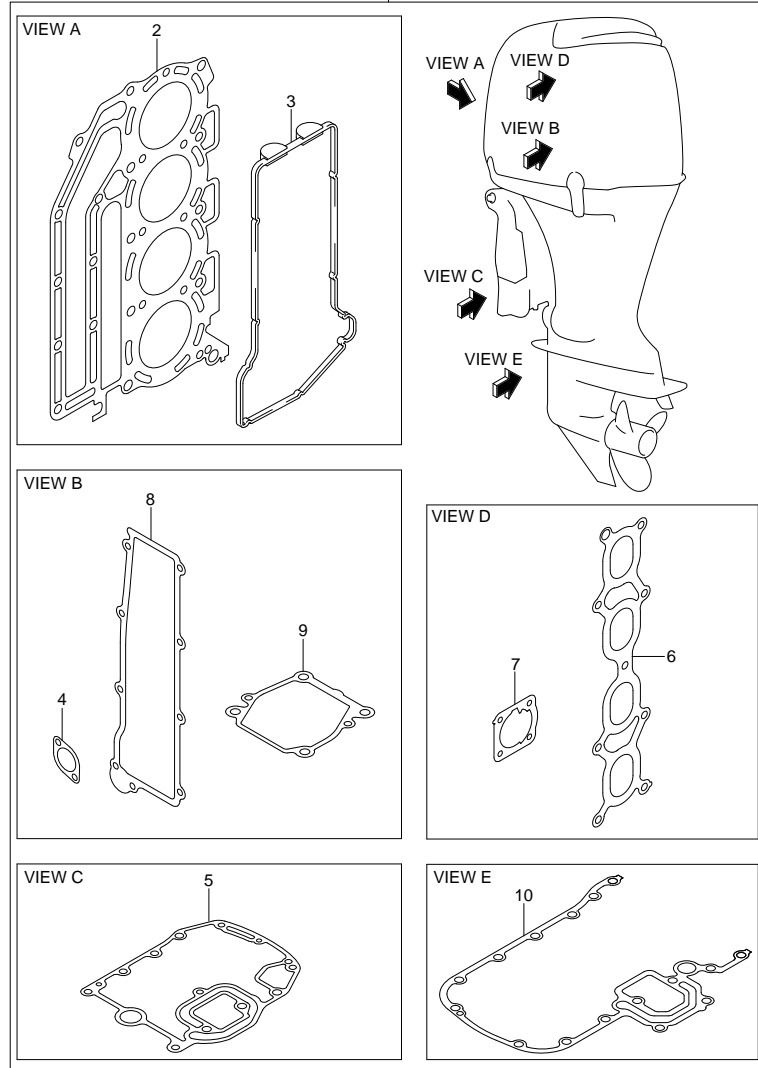
**FIG.94**



**FIG. 94 (1-J-6) OPT:GASKET SET (DF140T E1)**

REF NO.	PART NO.	DESCRIPTION	QTY	REMARKS
1	11400-92860	GASKET SET	1	
2	11141-92J01	·GASKET, CYL HEAD	1	
3	11189-90J00	·GASKET, CYL HEAD COVER	1	
4	11265-87E10	·GASKET, PROTECTION ANODE	2	
5	11489-90J00	·GASKET, OIL PAN	1	
6	13119-90J00	·GASKET, INTAKE MANIFOLD	1	
7	13421-90J00	·GASKET, THROTTLE BODY	1	
8	14151-90J00	·GASKET, RECTIFIER	1	
9	17472-87E10	·GASKET, PUMP CASE PANEL	1	
10	51211-90J21	·GASKET, ENGINE HOLDER	1	
11-1	99011-90J20-059	MANUAL, OWNER'S	1	NOT ILLUSTRATED
11-2	99011-90J20-054	MANUAL, OWNER'S	1	NOT ILLUSTRATED

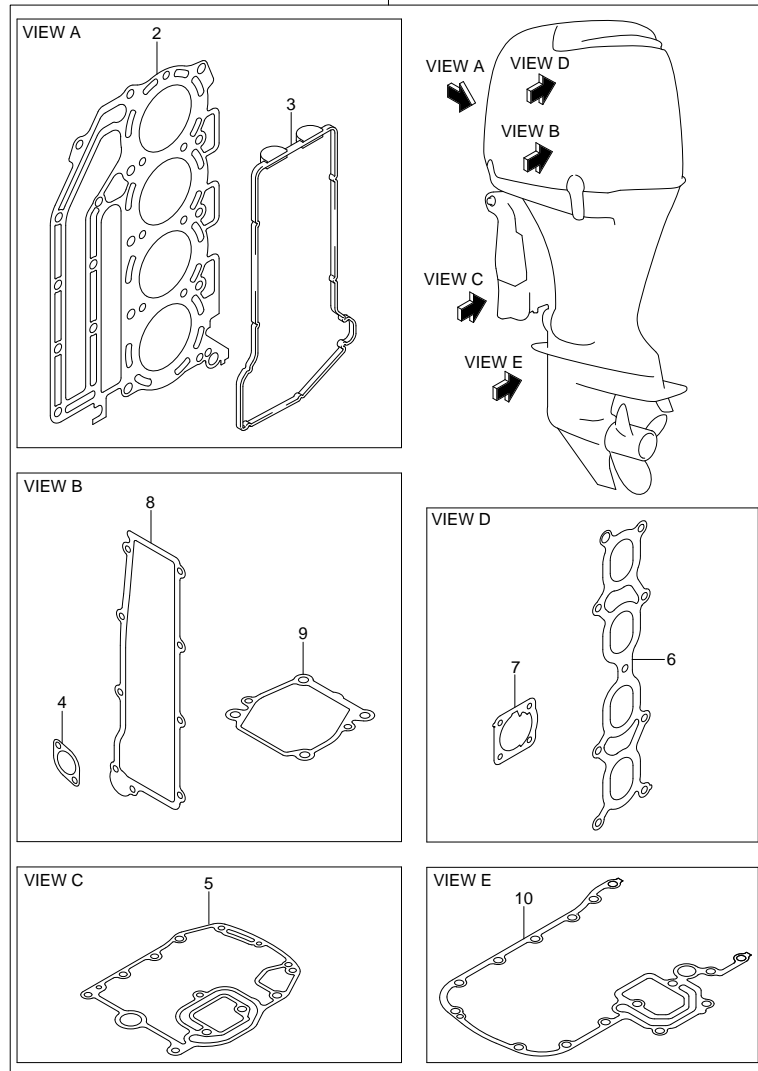
**FIG.95**



**FIG.95 (1-J-7) OPT:GASKET SET (DF140T E40)**

REF NO.	PART NO.	DESCRIPTION	QTY	REMARKS
1	11400-92860	GASKET SET	1	
2	11141-92J01	·GASKET, CYL HEAD	1	
3	11189-90J00	·GASKET, CYL HEAD COVER	1	
4	11265-87E10	·GASKET, PROTECTION ANODE	2	
5	11489-90J00	·GASKET, OIL PAN	1	
6	13119-90J00	·GASKET, INTAKE MANIFOLD	1	
7	13421-90J00	·GASKET, THROTTLE BODY	1	
8	14151-90J00	·GASKET, RECTIFIER	1	
9	17472-87E10	·GASKET, PUMP CASE PANEL	1	
10	51211-90J21	·GASKET, ENGINE HOLDER	1	
11	99011-90J20-059	MANUAL, OWNER'S	1	NOT ILLUSTRATED

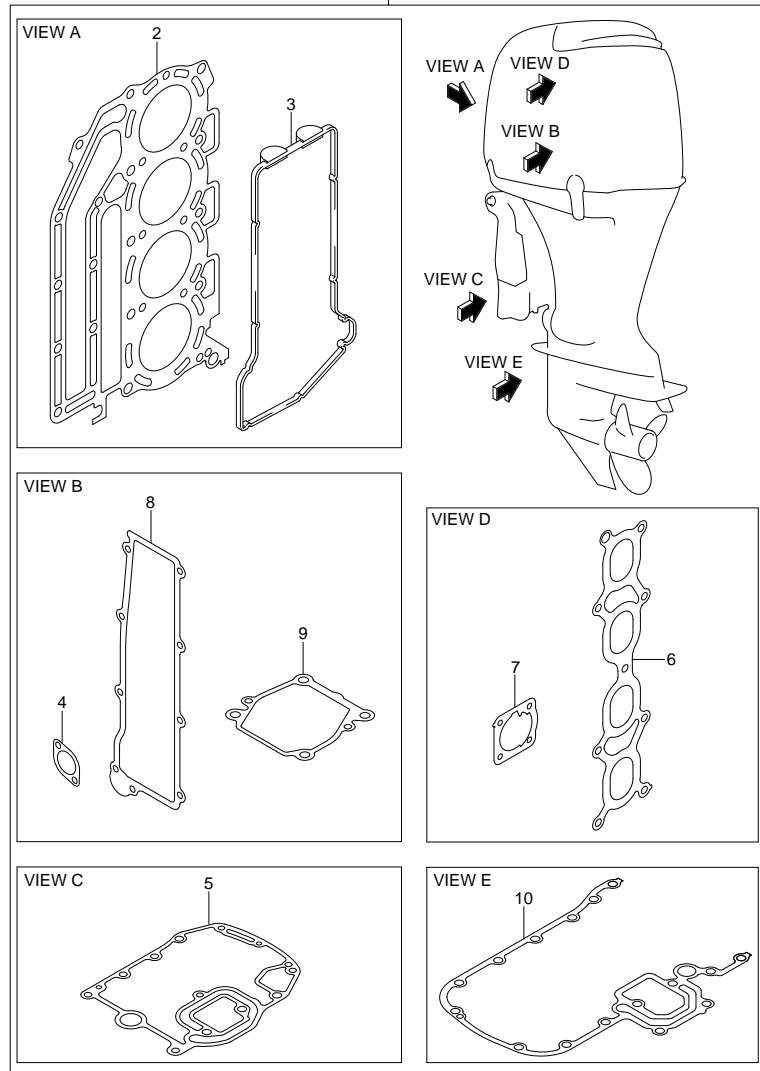
**FIG.96**



**FIG.96 (1-J-8) OPT:GASKET SET (DF140Z E1)**

REF NO.	PART NO.	DESCRIPTION	QTY	REMARKS
1	11400-92860	GASKET SET	1	
2	11141-92J01	·GASKET, CYL HEAD	1	
3	11189-90J00	·GASKET, CYL HEAD COVER	1	
4	11265-87E10	·GASKET, PROTECTION ANODE	2	
5	11489-90J00	·GASKET, OIL PAN	1	
6	13119-90J00	·GASKET, INTAKE MANIFOLD	1	
7	13421-90J00	·GASKET, THROTTLE BODY	1	
8	14151-90J00	·GASKET, RECTIFIER	1	
9	17472-87E10	·GASKET, PUMP CASE PANEL	1	
10	51211-90J21	·GASKET, ENGINE HOLDER	1	
11-1	99011-90J20-059	MANUAL, OWNER'S	1	NOT ILLUSTRATED
11-2	99011-90J20-054	MANUAL, OWNER'S	1	NOT ILLUSTRATED

**FIG.97**



**FIG. 97 (1-J-9) OPT:GASKET SET (DF140Z F40)**

REF NO.	PART NO.	DESCRIPTION	QTY	REMARKS
1	11400-92860	GASKET SET	1	
2	11141-92J01	·GASKET, CYL HEAD	1	
3	11189-90J00	·GASKET, CYL HEAD COVER	1	
4	11265-87E10	·GASKET, PROTECTION ANODE	2	
5	11489-90J00	·GASKET, OIL PAN	1	
6	13119-90J00	·GASKET, INTAKE MANIFOLD	1	
7	13421-90J00	·GASKET, THROTTLE BODY	1	
8	14151-90J00	·GASKET, RECTIFIER	1	
9	17472-87E10	·GASKET, PUMP CASE PANEL	1	
10	51211-90J21	·GASKET, ENGINE HOLDER	1	
11	99011-90J20-059	MANUAL, OWNER'S	1	NOT ILLUSTRATED

PART NO.	FIG. NO. -REF. NO.	PART NO.	FIG. NO. -REF. NO.	PART NO.	FIG. NO. -REF. NO.
10000			96 - 1		12 - 2
		11489-90J00	97 - 1	12732-90J00	8 - 1
			38 - 1	12733-90J00	8 - 4
			94 - 5	12741-90J01	8 - 2
			95 - 5	12761-90J00	8 - 10
11100-90J06	1 - 1		96 - 5	12771-90J00	8 - 11
11112-90J00	2 - 12		97 - 5	12810-90J00	8 - 12
11115-85FA1-001	1 - 5	11501-90J04-0EP	38 - 2	12812-90J00	8 - 14
11117-89J00	1 - 11	11510-90J00	3 - 1	12813-73G00	8 - 13
11117-90J10	2 - 4		4 - 1	12831-90J02	8 - 15
11118-95J00	39 - 15		5 - 1	12891-69G00	9 - 3
11141-92J01	1 - 12		6 - 1		10 - 3
	94 - 2	11512-99E00	3 - 2		11 - 3
	95 - 2		4 - 2		12 - 3
	96 - 2		5 - 2	12892-69G10-218	9 - 4
	97 - 2		6 - 2		10 - 4
11170-90J00	1 - 15	12100-92J01-050	7 - 12		11 - 4
11173-90J00	1 - 16	12100-92840-025	7 - 7		12 - 4
11179-90J00	1 - 17	12100-92841-0A0	7 - 7	12892-69G10-220	9 - 4
11189-90J00	1 - 18	12111-92J00	7 - 1		10 - 4
	94 - 3	12140-92J01	7 - 2		11 - 4
	95 - 3	12140-92J01-050	7 - 13		12 - 4
	96 - 3	12151-86FA0	7 - 3	12892-69G10-223	9 - 4
	97 - 3	12160-92J00	7 - 5		10 - 4
11196-90J00	31 - 1	12220-92J00	7 - 8		11 - 4
	32 - 1	12300-85830	7 - 10		12 - 4
	33 - 1	12300-85830-012	7 - 10	12892-69G10-225	9 - 4
	34 - 1	12300-85854-0AA	7 - 9		10 - 4
11216-77E00	2 - 5	12300-85854-0BA	7 - 9		11 - 4
11216-90J00	1 - 2	12300-85854-0CA	7 - 9		12 - 4
11241-54E00	37 - 1	12300-85854-0DA	7 - 9	12892-69G10-228	9 - 4
11261-87E10	50 - 1	12300-85854-0EA	7 - 9		10 - 4
11261-93J00	1 - 6	12340-85FB3-0A0	7 - 9		11 - 4
11265-87E10	50 - 2	12340-85FB3-0B0	7 - 9		12 - 4
	94 - 4	12340-85FB3-0C0	7 - 9	12892-69G10-230	9 - 4
	95 - 4	12340-85FB3-0D0	7 - 9		10 - 4
	96 - 4	12340-85FB3-0E0	7 - 9		11 - 4
	97 - 4	12632-92J11	36 - 1		12 - 4
11291-90J10	2 - 1	12711-92J00	9 - 1	12892-69G10-233	9 - 4
11300-92J11	2 - 3		10 - 1		10 - 4
11330-90J00	2 - 7		11 - 1		11 - 4
11332-90J00	2 - 8		12 - 1		12 - 4
11382-99E00	1 - 19	12720-92J00	9 - 2	12892-69G10-235	9 - 4
11400-92860	94 - 1		10 - 2		10 - 4
	95 - 1		11 - 2		11 - 4

PART NO.	FIG. NO. -REF. NO.	PART NO.	FIG. NO. -REF. NO.	PART NO.	FIG. NO. -REF. NO.
12892-69G10-235	12 - 4	12892-69G10-265	9 - 4		10 - 4
12892-69G10-238	9 - 4		10 - 4		11 - 4
	10 - 4		11 - 4		12 - 4
	11 - 4	12892-69G10-268	9 - 4	12892-69G10-295	9 - 4
	12 - 4				10 - 4
12892-69G10-240	9 - 4		10 - 4		11 - 4
	10 - 4		11 - 4	12892-69G10-298	12 - 4
	11 - 4	12892-69G10-270	9 - 4		9 - 4
	12 - 4		10 - 4		10 - 4
12892-69G10-243	9 - 4				11 - 4
	10 - 4		11 - 4		12 - 4
	11 - 4	12892-69G10-273	9 - 4	12892-69G10-300	9 - 4
12892-69G10-245	9 - 4		10 - 4		10 - 4
	10 - 4		11 - 4		11 - 4
	11 - 4	12892-69G10-275	12 - 4	12911-86FA1	9 - 5
12892-69G10-248	12 - 4		9 - 4		10 - 5
	9 - 4		10 - 4		11 - 5
	10 - 4		11 - 4	12915-86FA1	12 - 5
	11 - 4		12 - 4		9 - 6
12892-69G10-250	12 - 4	12892-69G10-278	9 - 4		11 - 6
	9 - 4		10 - 4	12915-86F50	10 - 6
	10 - 4		11 - 4		12 - 6
	11 - 4	12892-69G10-280	9 - 4	12921-90J00	9 - 7
	12 - 4				10 - 7
12892-69G10-253	9 - 4		10 - 4		11 - 7
	10 - 4		11 - 4	12931-90J00	12 - 7
	11 - 4	12892-69G10-283	9 - 4		9 - 8
	12 - 4		10 - 4		10 - 8
12892-69G10-255	9 - 4				11 - 8
	10 - 4		11 - 4		12 - 8
	11 - 4	12892-69G10-285	12 - 4	12932-85FA0	9 - 9
12892-69G10-258	12 - 4		9 - 4		10 - 9
	9 - 4		10 - 4		11 - 9
	10 - 4		11 - 4		12 - 9
	11 - 4	12892-69G10-288	12 - 4	12933-86510	9 - 10
12892-69G10-260	12 - 4		9 - 4		10 - 10
	9 - 4		10 - 4		11 - 10
	10 - 4		11 - 4	13110-90J02	12 - 10
	11 - 4		12 - 4		13 - 1
12892-69G10-263	12 - 4	12892-69G10-290	9 - 4	13119-90J00	13 - 2
	9 - 4		10 - 4		94 - 6
	10 - 4		11 - 4		95 - 6
	11 - 4	12892-69G10-293	12 - 4		96 - 6
	12 - 4		9 - 4		97 - 6

DF140 E01 012

PART NO.	FIG. NO. -REF. NO.	PART NO.	FIG. NO. -REF. NO.	PART NO.	FIG. NO. -REF. NO.
13140-90J00	13 - 3	15190-90J30	23 - 2		16 - 7
13145-90J00	13 - 4		24 - 2		17 - 7
13300-90J00	35 - 1		25 - 2		18 - 7
13370-99E00	15 - 2		26 - 2	15631-99E10	16 - 15
	17 - 2	15192-90J11	23 - 3		18 - 15
13370-99E10	16 - 2		24 - 3	15641-90J00	15 - 8
	18 - 2		25 - 3		17 - 8
13373-39110	15 - 3		26 - 3	15641-90J10	16 - 8
	17 - 3	15200-90J00	15 - 4		18 - 8
13373-99E10	16 - 3		17 - 4	15642-90J00	15 - 9
	18 - 3	15200-90J10	16 - 4		16 - 9
13421-90J00	35 - 2		18 - 4		17 - 9
	94 - 7	15410-87J30	23 - 4		18 - 9
	95 - 7		24 - 4	15647-93J00	15 - 16
	96 - 7		25 - 4		17 - 16
	97 - 7		26 - 4	15647-93J10	16 - 16
13510-90J00	35 - 4	15419-87J00	23 - 5		18 - 16
13614-89J00	16 - 14		24 - 5	15650-99E00	15 - 10
	18 - 14		25 - 5		16 - 10
13650-52G00	52 - 1		26 - 5		17 - 10
	53 - 1	15420-90J30	23 - 8		18 - 10
	54 - 1		24 - 8	15654-99E00	15 - 11
13655-87J00	55 - 1		25 - 8		16 - 11
	52 - 2		26 - 8		17 - 11
	53 - 2	15422-96J00	23 - 7		18 - 11
	54 - 2		24 - 7	15680-90J01	16 - 27
13671-13F00	55 - 2		25 - 7		18 - 27
	15 - 17		26 - 7		19 - 2
	16 - 17	15440-90J00	19 - 1		21 - 2
	17 - 17		21 - 1	15683-87J00	15 - 12
	18 - 17	15440-90J10	20 - 1		16 - 12
13710-99E00	14 - 1		22 - 1		17 - 12
13810-90J00	14 - 2	15600-90J00	15 - 1		18 - 12
13813-90J00	14 - 3		17 - 1	15710-82K50	19 - 3
13840-90J00	14 - 4	15600-90J10	16 - 1		20 - 3
13851-90J00	14 - 5		18 - 1		21 - 3
14151-90J00	50 - 5	15626-90J00	15 - 5		22 - 3
	94 - 8		17 - 5	15716-65DT0	19 - 4
	95 - 8	15626-90J10	16 - 5		20 - 4
	96 - 8		18 - 5		21 - 4
	97 - 8	15628-99E00	15 - 6		22 - 4
15100-90J1V	23 - 1		16 - 6	15735-58B00	19 - 5
	24 - 1		17 - 6		20 - 5
	25 - 1		18 - 6		21 - 5
	26 - 1	15629-99E10	15 - 7		22 - 5

PART NO.	FIG. NO. -REF. NO.	PART NO.	FIG. NO. -REF. NO.	PART NO.	FIG. NO. -REF. NO.
15751-90J10	19 - 6 20 - 6 21 - 6 22 - 6	17413-92J01	30 - 1 27 - 18 29 - 18	17611-90J00-0EP	31 - 2 32 - 2 33 - 2 34 - 2
15760-87J00	15 - 13	17413-92J11	28 - 18 30 - 18	17612-90J00	27 - 20
15762-90J00	16 - 13 17 - 13 18 - 13 20 - 7 22 - 7	17416-92J10	27 - 19 28 - 19 29 - 19 30 - 19	17631-90J00	28 - 20 29 - 20 30 - 20 27 - 9 28 - 9
15770-90J02	19 - 7 20 - 8 21 - 7 22 - 8	17471-92J00	28 - 2 29 - 2 30 - 2 27 - 3 29 - 3	17632-90J00	29 - 9 30 - 9 27 - 10 28 - 10 29 - 10
15773-90J00	19 - 8	17471-92J10	28 - 3 30 - 3	17635-90J00	30 - 10 27 - 11 28 - 11 29 - 11 30 - 11
15775-90J00	20 - 9 21 - 8 22 - 9 19 - 9 20 - 10	17472-87E10	27 - 4 28 - 4 29 - 4	17660-90J00	31 - 3 32 - 3 33 - 3 34 - 3
15830-90J00	21 - 9 22 - 10 20 - 11 22 - 11		30 - 4 94 - 9 95 - 9 96 - 9 97 - 9	17670-90J00	31 - 4
15830-99E00	19 - 10	17561-90J02	27 - 5 28 - 5 29 - 5 30 - 5	17670-90J10	32 - 4 33 - 4 34 - 4 31 - 4 32 - 4
16113-92J11	20 - 12 21 - 10 22 - 12 36 - 2	17561-90J12	27 - 5		
16400-90J00	36 - 3				
16440-99E00	36 - 4	17562-90J00	28 - 5 29 - 5 30 - 5 27 - 6 28 - 6	17681-90J01	33 - 4 34 - 4 31 - 5 32 - 5 33 - 5
16451-90J00	36 - 5				
16510-92J00	37 - 2				
16520-90J00	36 - 6				
16600-92J10	37 - 3				
16621-73G00	37 - 4	17563-87D00	29 - 6 30 - 6 27 - 7 28 - 7 29 - 7	17711-90J00	34 - 5 31 - 6 32 - 6 33 - 6 34 - 6
16910-90J00	38 - 13				
16930-90J01	38 - 14				
17400-92J21	27 - 21 28 - 21				
17410-92J00	29 - 21 30 - 21 27 - 1 28 - 1 29 - 1	17564-87D00	30 - 7 27 - 8 28 - 8 29 - 8 30 - 8	17913-99E11	38 - 3 32 - 28 34 - 28 80 - 9 82 - 9
				17917-87L00	

DF140 E01 012



PART NO.	FIG. NO. -REF. NO.	PART NO.	FIG. NO. -REF. NO.	PART NO.	FIG. NO. -REF. NO.
18134-77E00	13 - 5	21110-92J00	39 - 1		43 - 7
18137-77E00	13 - 6	21131-93J00	39 - 16	29117-93J10	65 - 11
18141-90J00	13 - 7	21151-92J00	39 - 2	29125-93J10	62 - 8
18498-90J00	15 - 18	21210-92J00	39 - 3	29404-93J10	50 - 13
	16 - 18	21230-92J00	39 - 4		52 - 14
	17 - 18	22511-99011	39 - 5		53 - 14
	18 - 18		62 - 1		54 - 14
18498-90J20	1 - 20	23111-90J02	39 - 6		55 - 14
18498-99EA0	80 - 7	23111-90J12	39 - 6		57 - 7
	81 - 7	23115-92J00	39 - 7		58 - 7
	82 - 7	25111-92J00	40 - 6		59 - 7
	83 - 7		41 - 6		60 - 7
18498-99E10	23 - 10		42 - 6		61 - 18
	23 - 11		43 - 6		62 - 16
	23 - 12	25111-92J10	40 - 6		64 - 19
	23 - 13		41 - 6		
	24 - 10		42 - 6		
	24 - 11		43 - 6		
	24 - 12	25131-92J00	40 - 1	<b>3 0 0 0 0</b>	
	24 - 13		41 - 1		
	25 - 10		42 - 1	31100-90J01	48 - 1
	25 - 11		43 - 1	31111-94900	64 - 2
	25 - 12	25141-92J00	40 - 2	31131-90J01	48 - 2
	25 - 13		41 - 2	31133-90J00	64 - 3
	26 - 10		42 - 2	31133-94900	64 - 4
	26 - 11		43 - 2	31135-90J00	48 - 3
	26 - 12	25222-92J00	40 - 3	31135-94900	64 - 5
	26 - 13		41 - 3	31136-90J10	64 - 6
18590-68H00	52 - 3		42 - 3	31151-90J00	48 - 4
	53 - 3		43 - 3	31152-90J00	48 - 5
	54 - 3	25232-90J00	40 - 4	31153-90J00	48 - 6
	55 - 3		41 - 4	31171-90J00	48 - 7
19115-90J00	35 - 6		42 - 4	31173-90J01	48 - 8
19121-90J00	35 - 7		43 - 4	31173-94910	64 - 7
19130-90J10	35 - 8	25321-92J10	40 - 5	31191-90J00	48 - 9
19131-95502	35 - 9		41 - 5	31220-90J00	48 - 10
19148-90J00	35 - 10	25321-92J20	42 - 5	31281-92J00	64 - 10
			43 - 5	31310-90J00	48 - 11
		25700-92J00	67 - 28	31311-94900	64 - 8
			68 - 28	31320-90J00	48 - 12
			69 - 28	31341-90J00	48 - 13
			70 - 28	31343-90J00	48 - 14
<b>2 0 0 0 0</b>		29116-93J00	40 - 7	31344-90J00	48 - 15
			41 - 7	31360-90J00	48 - 16
			42 - 7	31912-90J00	48 - 17

PART NO.	FIG. NO. -REF. NO.	PART NO.	FIG. NO. -REF. NO.	PART NO.	FIG. NO. -REF. NO.
31918-90J10	48 - 18		55 - 4	34815-98J00	79 - 6
32102-92J10	49 - 1		78 - 20		79 - 8
32118-90J00	49 - 12	34200-93J11	52 - 4		79 - 10
32120-90J20	49 - 2		53 - 4	34830-87J20	52 - 7
32160-87L00	49 - 3		54 - 4		53 - 7
32800-90J30	50 - 6		55 - 4		54 - 7
32890-90J01	50 - 7		78 - 20		55 - 7
32891-90J00	50 - 8	34200-98J13	79 - 3	34921-98J00	84 - 1
33220-76G02	49 - 4	34300-93J00	78 - 10	34921-98J10	84 - 9
33410-90J00	51 - 1	34300-93J11	78 - 10	34922-98J02	84 - 2
33420-90J00	51 - 4	34300-98J00	79 - 5	36610-90J81	56 - 3
33634-96J00	56 - 5	34300-98J10	79 - 5	36615-96300	52 - 5
33710-90J00	51 - 2	34310-92E00	78 - 11		53 - 5
33720-90J00	51 - 5	34360-92E00	78 - 12		54 - 5
33730-90J00	51 - 6	34500-93J00	53 - 17		55 - 5
33740-90J00	51 - 3		55 - 17		78 - 7
33799-97E00	64 - 9		78 - 14		78 - 21
33810-90J10	56 - 1	34500-93J11	53 - 17		84 - 4
33833-91J00	49 - 5		55 - 17	36616-90J10	56 - 6
33920-92J60	57 - 5		78 - 14	36617-90J00	56 - 12
33920-92J70	59 - 5	34600-93J00	78 - 8	36620-93J02	89 - 54
	58 - 5	34600-93J11	78 - 8	36620-93J10	80 - 10
	60 - 5	34600-98J00	79 - 7		81 - 9
33925-87J00	57 - 6	34600-98J10	79 - 7		82 - 10
	58 - 6	34650-93J20	78 - 16		83 - 9
	59 - 6	34650-93J31	78 - 16	36620-93J30	80 - 11
	60 - 6	34660-90J02	80 - 2		81 - 10
34100-93J00	78 - 3		81 - 2		82 - 11
34100-93J11	78 - 3		82 - 2		83 - 10
34100-93J20	78 - 3		83 - 2	36620-93J40	80 - 10
34100-93J31	78 - 3	34800-93J00	52 - 15		81 - 9
34100-93J40	78 - 3		53 - 15		82 - 10
34100-93J51	78 - 3		54 - 15		83 - 9
34100-93J60	78 - 3		55 - 15	36620-93J52	89 - 54
34100-98J11	79 - 1		78 - 1	36620-93J62	89 - 54
34100-98J41	79 - 1	34800-93J11	52 - 15	36625-93J00	56 - 13
34112-98J00	79 - 2		53 - 15	36625-93J10	56 - 13
	79 - 4		54 - 15	36628-92E00	89 - 3
34190-87D00	78 - 23		55 - 15	36646-93J00	89 - 2
34190-95500	78 - 24		78 - 1	36661-93J00	84 - 16
34191-92E00	78 - 5	34800-98J10	79 - 9	36661-98J00	84 - 3
	78 - 17	34801-99E04	52 - 11	36662-98J00	84 - 10
34200-93J00	52 - 4		53 - 11	36662-98J10	84 - 10
	53 - 4		54 - 11	36663-98J00	84 - 11
	54 - 4		55 - 11	36663-98J10	84 - 11

DF140 E01 012

PART NO.	FIG. NO. -REF. NO.	PART NO.	FIG. NO. -REF. NO.	PART NO.	FIG. NO. -REF. NO.
36664-98J00	84 - 6		86 - 21		88 - 27
36664-98J10	84 - 13		87 - 31		89 - 5
36665-98J00	84 - 7		88 - 31	37141-99E20	85 - 3
36666-98J00	84 - 14	37141-99EA0	85 - 3		85 - 17
36666-98J10	84 - 8		85 - 17		86 - 3
36667-98J00	84 - 15		86 - 3		86 - 17
36865-90J00	56 - 8		86 - 17		87 - 3
36890-93J00	92 - 16		87 - 3		87 - 17
36890-93J10	90 - 15		87 - 17		87 - 27
36894-87D00	62 - 3		87 - 27		88 - 3
	63 - 24		88 - 3		88 - 17
36894-95201	62 - 2		88 - 17		88 - 27
36895-87D10	66 - 7		88 - 27	37141-99E30	89 - 5
36990-87D00	80 - 1	37141-99EB0	89 - 5		85 - 3
	81 - 1		85 - 3		85 - 17
	82 - 1		85 - 17		86 - 3
	83 - 1		86 - 3		86 - 17
37100-96J00	85 - 1		86 - 17		87 - 3
	86 - 1		87 - 3		87 - 17
	87 - 1		87 - 17		87 - 27
	88 - 1		87 - 27		88 - 3
37100-96J13	87 - 15		88 - 3		88 - 17
	88 - 15		88 - 17		88 - 27
37100-96J23	85 - 15		88 - 27		89 - 5
	86 - 15		89 - 5	37141-99E40	85 - 3
	87 - 25	37141-99E00	85 - 3		85 - 17
	88 - 25		85 - 17		86 - 3
37110-93J00	85 - 2		86 - 3		86 - 17
	85 - 16		86 - 17		87 - 3
	86 - 2		87 - 3		87 - 17
	86 - 16		87 - 17		87 - 27
	87 - 2		87 - 27		88 - 3
	87 - 16		88 - 3		88 - 17
	87 - 26		88 - 17		88 - 27
	88 - 2		88 - 27		89 - 5
	88 - 16	37141-99E10	89 - 5	37141-99E50	85 - 3
	88 - 26		85 - 3		85 - 17
37139-99E00	89 - 4		85 - 17		86 - 3
	85 - 6		86 - 3		86 - 17
	86 - 6		86 - 17		87 - 3
	87 - 6		87 - 3		87 - 17
	88 - 6		87 - 17		87 - 27
37139-99E10	87 - 21		87 - 27		88 - 3
	88 - 21		88 - 3		88 - 17
37139-99E20	85 - 21		88 - 17		88 - 27

PART NO.	FIG. NO. -REF. NO.	PART NO.	FIG. NO. -REF. NO.	PART NO.	FIG. NO. -REF. NO.
37141-99E50	89 - 5	37143-99E00	85 - 4		60 - 13
37141-99E60	85 - 3		85 - 18	37803-93J03	85 - 9
	85 - 17		86 - 4		86 - 9
	86 - 3		86 - 18		87 - 9
	86 - 17		87 - 4		88 - 9
	87 - 3		87 - 18	37805-93J00	85 - 11
	87 - 17		87 - 28		86 - 11
	87 - 27		88 - 4		87 - 11
	88 - 3		88 - 18		88 - 11
	88 - 17		88 - 28	37820-93J03	85 - 20
	88 - 27		89 - 6		86 - 20
37141-99E70	89 - 5	37149-93J00	85 - 5		87 - 30
	85 - 3		85 - 19		88 - 30
	85 - 17		86 - 5		89 - 9
	86 - 3		86 - 19	37820-93J93	87 - 20
	86 - 17		87 - 5		88 - 20
	87 - 3		87 - 19	37820-99E01	52 - 8
	87 - 17		87 - 29		53 - 8
	87 - 27		88 - 5		54 - 8
	88 - 3		88 - 19		55 - 8
	88 - 17		88 - 29	37823-92E01	89 - 10
	88 - 27		89 - 7	37825-99E00	85 - 10
37141-99E80	89 - 5	37210-93J00	85 - 13		86 - 10
	85 - 3		86 - 13		87 - 10
	85 - 17		87 - 13		88 - 10
	86 - 3		88 - 13	37850-90J05	89 - 11
	86 - 17	37212-93J00	85 - 14	37850-93J10	90 - 4
	87 - 3		86 - 14		92 - 4
	87 - 17		87 - 14	37850-99E04	57 - 1
	87 - 27		88 - 14		58 - 1
	88 - 3	37220-92E00	90 - 16		59 - 1
	88 - 17	37721-92E10	91 - 11		60 - 1
	88 - 27	37721-93J00	57 - 12	37855-99E00	85 - 12
37141-99E90	89 - 5		58 - 12		86 - 12
	85 - 3		59 - 12		87 - 12
	85 - 17		60 - 12		88 - 12
	86 - 3	37721-93J90	89 - 8	37859-90J00	89 - 53
	86 - 17	37721-95500	93 - 11	38100-92J10	64 - 1
	87 - 3	37722-93J11	57 - 10	38410-93J12	57 - 2
	87 - 17		58 - 10		58 - 2
	87 - 27		59 - 10		59 - 2
	88 - 3		60 - 10		60 - 2
	88 - 17	37726-90J10	57 - 13	38415-93J00	57 - 3
	88 - 27		58 - 13		58 - 3
	89 - 5		59 - 13		59 - 3

DF140 E01 012

PART NO.	FIG. NO. -REF. NO.	PART NO.	FIG. NO. -REF. NO.	PART NO.	FIG. NO. -REF. NO.
38415-93J00	60 - 3	41228-90J00	62 - 21	51110-90842-0EP	65 - 1
38500-93J00	80 - 12	41230-95E00	62 - 22	51115-90J00	65 - 2
	81 - 11	41233-95E10	62 - 23	51122-90J00	65 - 16
	82 - 12	43111-92J41-0EP	62 - 4	51123-90J01	65 - 17
	83 - 11	43111-92J51-0EP	62 - 4	51211-90J21	65 - 3
38500-93J90	85 - 7	43112-99E00	38 - 4		94 - 10
	85 - 23	43211-93J00	62 - 5		95 - 10
	86 - 7	43711-97E00	62 - 6		96 - 10
	86 - 23	43750-90J22-0EP	62 - 7		97 - 10
	87 - 7	43750-90J32-0EP	62 - 7	52111-90J02-0EP	66 - 1
	87 - 23	45421-87D02	61 - 16	52111-90J12-0EP	66 - 1
	87 - 33	48121-92J00	63 - 15	54112-90J21	65 - 20
	88 - 7	48140-93J00	61 - 19	54114-90J01	65 - 23
	88 - 23	48144-93J00	61 - 20		66 - 13
	88 - 33	48145-93J00	61 - 23	54121-87D00	66 - 8
38860-76F01	89 - 12	48311-96J00	63 - 16	54123-90J00	65 - 19
	48 - 19	48321-87D03	63 - 17	54125-90J10	65 - 24
	57 - 8	48326-95E00	63 - 18	54130-90J40	65 - 21
	58 - 8	48401-92J01	63 - 2	54148-90J11-0EP	65 - 25
	59 - 8	48405-87D00	63 - 12	54151-90J00	66 - 14
38915-90J00	60 - 8	48502-92J03	64 - 11	54160-90J20	66 - 9
	48 - 20	48503-92J01	63 - 1	54166-90J11	66 - 10
	57 - 9	48570-95E00	63 - 8	54211-90J01-0EP	66 - 15
	58 - 9	48572-95E00	63 - 9	54221-90J02-0EP	66 - 16
	59 - 9	48582-95E01	64 - 12	55110-90J15-0EP	67 - 1
	60 - 9	48583-95E00	64 - 13		68 - 1
		48585-95E00	64 - 14	55110-92J00-0EP	69 - 1
		48588-94900	63 - 10		70 - 1
			64 - 15	55116-87E00	67 - 26
		48601-94900	63 - 3		68 - 26
		48615-97E00	63 - 13		69 - 26
		48627-95E00	63 - 4		70 - 26
		48630-96J01	63 - 5	55125-90J01	67 - 3
		48633-94900	63 - 6		68 - 3
		48641-96J01	63 - 7	55125-92J00	69 - 3
41111-92J03-0EP	61 - 1	48650-94900	63 - 11		70 - 3
41121-92J04-0EP	61 - 2	48861-92J00	63 - 14	55127-87D00	67 - 4
41130-92J01	61 - 3	48862-92J00	64 - 16		68 - 4
41135-92J00	61 - 4	48862-92J10	64 - 17		69 - 4
41153-94500	61 - 5	48864-92J01	64 - 18		70 - 4
41161-94400	77 - 1			55320-94900	61 - 6
41220-95E13	62 - 17			55321-87J00	1 - 8
41221-95E40	62 - 18				50 - 3
41224-95E01	62 - 19			55321-87J10	50 - 3
41225-94400	62 - 20			55321-90J01	67 - 5

PART NO.	FIG. NO. -REF. NO.	PART NO.	FIG. NO. -REF. NO.	PART NO.	FIG. NO. -REF. NO.
55321-90J01	68 - 5 69 - 5 70 - 5	57500-87861	44 - 8 45 - 8	58100-90J41-019	68 - 19 67 - 19
55321-94910	61 - 22	57500-87873	44 - 6 45 - 6	58120-90J00	68 - 19 67 - 20
55332-87D11	67 - 6		46 - 21		68 - 20
	68 - 6 69 - 6 70 - 6	57500-92813	47 - 21 44 - 12 45 - 12	58200-90J00	69 - 20 70 - 20 67 - 19
55333-87D10	67 - 7 68 - 7		46 - 27 47 - 27	58200-90J10	68 - 19 67 - 19
	69 - 7 70 - 7	57610-92J20	44 - 15 45 - 15	58200-90J20	68 - 19 67 - 19
56120-92J01-0EP	44 - 24 45 - 24	57610-92J31	46 - 31 47 - 31	58200-90J30	68 - 19 67 - 19
56120-92J12-0EP	46 - 1	57616-90J00	44 - 23		68 - 19
	47 - 1 44 - 25 45 - 25	57616-92J00	45 - 23 46 - 39 47 - 39	58200-92J00	69 - 19 70 - 19
56123-92J00	46 - 2 47 - 2	57621-92J10	44 - 16 45 - 16	58200-92J10	69 - 19 70 - 19
	44 - 32 45 - 32		46 - 32 47 - 32	58200-92J20	69 - 19
56130-90J00	46 - 8 47 - 8	57630-90J00	67 - 27 68 - 27 69 - 27	58200-92J30	70 - 19 69 - 19 70 - 19
56140-92J00	44 - 36				
	45 - 36 46 - 11 47 - 11	57631-92J00	70 - 27 44 - 18 45 - 18		
56140-92J30	44 - 1 45 - 1		46 - 33 47 - 33	<b>6 0 0 0 0</b>	
57110-92J41		57633-90J02	67 - 21 68 - 21 69 - 21	61112-90J00	71 - 1
	46 - 16 47 - 16		70 - 21	61124-90J30	71 - 27
57110-92J51	44 - 1 45 - 1 46 - 16	57635-92J01	67 - 22	61134-90J10	71 - 2
				61150-99E00	38 - 5
	47 - 16 66 - 5			61155-99E01	38 - 7
57130-92J01	44 - 2 45 - 2		68 - 22 69 - 22 70 - 22	61410-92873-0EP	72 - 1 73 - 1
57133-90J01	46 - 17	58100-90J01-019	67 - 19 68 - 19		74 - 1 75 - 1
				61422-92J12	72 - 22
	47 - 17 46 - 19	58100-90J11-019	67 - 19 68 - 19		73 - 22 74 - 22
57300-92850	47 - 19	58100-90J21-019	67 - 19 68 - 19	61431-92J01-0EP	75 - 22 72 - 6
57300-92860	44 - 4 45 - 4	58100-90J31-019	67 - 19		73 - 6

DF140 E01 012

PART NO.	FIG. NO. -REF. NO.	PART NO.	FIG. NO. -REF. NO.	PART NO.	FIG. NO. -REF. NO.
61431-92J01-0EP	74 - 6		5 - 4	65750-95500	76 - 12
	75 - 6	61493-90J00	3 - 6	65770-95505	76 - 13
61432-92J00	72 - 7		4 - 6	65831-95D00	76 - 4
	73 - 7		5 - 6	65890-95D00	76 - 5
	74 - 7		6 - 6	65892-95D00	76 - 6
	75 - 7	61494-90J00	3 - 7	67140-95600	89 - 56
61433-92J00	72 - 8		4 - 7	67200-93J03	89 - 1
	73 - 8		5 - 7	67200-93J13	92 - 1
	74 - 8		6 - 7		93 - 1
	75 - 8	61580-92J00	72 - 30	67200-93J23	90 - 1
61435-92J22	72 - 23		73 - 30		91 - 1
	73 - 23		74 - 30	67211-93J00	92 - 27
	74 - 23		75 - 30	67211-93J10	90 - 26
61438-92J00	72 - 9	61621-87D02	72 - 2	67212-95600	89 - 13
			73 - 2	67213-92E00	89 - 14
	73 - 9		74 - 2	67220-95630	89 - 17
	74 - 9		75 - 2	67221-92E00	91 - 8
61439-90J00	75 - 9	61633-90J02-0EP	71 - 16		93 - 8
	72 - 10		71 - 17	67222-92E00	91 - 2
	73 - 10	61637-90J02	71 - 18		93 - 2
	74 - 10	61638-90J02	71 - 19	67223-92E00	91 - 3
61439-92J00	75 - 10	61641-87D00	71 - 20		93 - 3
	72 - 11	61644-90J00	72 - 3	67223-99E10	89 - 18
	73 - 11		73 - 3	67224-92E00	91 - 9
	74 - 11		74 - 3		93 - 9
	75 - 11		75 - 3	67226-92E00	91 - 15
61443-90J42	72 - 24	61645-90J01-0EP	71 - 21		93 - 15
	73 - 24	61680-90J00	72 - 12	67226-92E10	91 - 16
	74 - 24		73 - 12		93 - 16
	75 - 24		74 - 12	67227-92E00	91 - 24
61446-87L11	72 - 25		75 - 12		93 - 24
	73 - 25	61690-90J00	72 - 13	67228-92E00	91 - 18
	74 - 25		73 - 13		93 - 18
	75 - 25		74 - 13	67229-95600	89 - 19
61453-90J42	72 - 24		75 - 13	67230-92E00	91 - 20
	73 - 24	61810-90J01-0EP	71 - 3		93 - 20
	74 - 24	61817-89J00	71 - 4	67231-92E00	91 - 43
61458-99E31	75 - 24	61820-90J01-0EP	71 - 5		93 - 40
	73 - 27	61827-90J00	71 - 6	67232-95600	89 - 20
	75 - 27	61831-90J11-0EP	71 - 7		91 - 44
61458-99E40	72 - 27	65000-95D01	76 - 1		93 - 41
	74 - 27	65520-95D00	76 - 2	67232-95620	91 - 29
61472-93E32	4 - 4	65561-95D00	76 - 3		93 - 28
	6 - 4	65700-90J12	76 - 11	67233-92E00	91 - 27
61472-93E40	3 - 4	65740-95D01	76 - 7		93 - 26

PART NO.	FIG. NO. -REF. NO.	PART NO.	FIG. NO. -REF. NO.	PART NO.	FIG. NO. -REF. NO.
67234-92E00	91 - 22		92 - 11	67291-92E10	91 - 38
	93 - 22	67257-99E00	89 - 31		93 - 36
67235-92E00	91 - 28	67258-99E00	89 - 32	67292-94300	89 - 41
	93 - 27	67259-87D00	89 - 33		91 - 5
67236-92E00	91 - 33	67261-93J00	90 - 2		93 - 5
	93 - 31		92 - 2	67294-92E00	91 - 10
67237-92E01	91 - 34	67261-99E00	89 - 34		93 - 10
	93 - 32	67263-93J00	90 - 3	67294-95600	89 - 42
67238-87D00	89 - 21		92 - 3		89 - 57
67238-92E00	91 - 35	67264-95600	89 - 36	67295-92E00	90 - 24
	93 - 33	67267-95610	89 - 37		92 - 8
67239-92E00	91 - 36	67269-92E00	91 - 30	67295-92E10	90 - 5
	93 - 34	67271-92E00	90 - 25		92 - 5
67239-92E10	91 - 47		92 - 26	67296-88D10	90 - 6
	93 - 44	67272-92E10	91 - 48		91 - 13
	91 - 17	67273-92E00	92 - 23		91 - 31
67240-92E00	93 - 17	67273-92E10	90 - 23		92 - 6
	91 - 45	67273-95600	89 - 38		93 - 13
67241-92E10	93 - 42		90 - 22		93 - 29
	89 - 22		92 - 22	67296-90J00	89 - 43
67243-92E00	91 - 46	67274-92E00	91 - 41		89 - 16
	93 - 43		92 - 24	67296-92E10	91 - 12
67243-95600	89 - 23	67275-95600	89 - 39		93 - 12
67244-95600	89 - 24		90 - 21	67296-92E20	91 - 14
67245-92E00	91 - 23		92 - 21		93 - 14
	93 - 23	67281-93J00	92 - 17	67296-92E30	90 - 18
67245-95600	89 - 25	67282-93J00	90 - 17		92 - 18
67246-92E00	91 - 37	67286-92E00	91 - 19	67296-92E60	90 - 12
	93 - 35		93 - 19		92 - 13
67251-93J00	90 - 11	67287-92E00	90 - 20	67296-92E70	90 - 8
	92 - 12		92 - 20		92 - 9
67251-99E10	89 - 26	67287-92E10	91 - 49		92 - 28
67252-92E10	91 - 40	67288-92E00	89 - 40	67296-92E80	91 - 50
	93 - 38		91 - 4	67296-94300	89 - 44
67252-95600	89 - 27		93 - 4	67296-94310	89 - 35
	90 - 14	67288-92E10	91 - 6		89 - 45
67253-92E00	92 - 15		93 - 6	67296-95600	89 - 46
	91 - 39	67288-92E20	90 - 7	67296-95610	91 - 26
67253-92E10	93 - 37		92 - 7		92 - 25
	89 - 28	67288-92E30	90 - 13	67296-95620	89 - 58
	91 - 42		92 - 14		89 - 47
	93 - 39	67288-92E40	90 - 9	67297-95600	89 - 47
67255-99E00	89 - 29		92 - 10	67300-90J00	71 - 34
67256-95600	89 - 30	67291-92E00	91 - 7	67341-90J32	71 - 29
67257-92E00	90 - 10		93 - 7	67343-90J20	71 - 30
				67344-90J00	71 - 31

DF140 E01 012



PART NO.	FIG. NO. -REF. NO.	PART NO.	FIG. NO. -REF. NO.	PART NO.	FIG. NO. -REF. NO.
67467-89J01	77 - 7	<b>0 0 0 0 0</b>		01550-06207	2 - 10
67473-89J00	35 - 11				13 - 11
67500-93J00	92 - 29				50 - 15
67500-93J10	90 - 27			01550-06257	23 - 18
67600-90J00	77 - 10				24 - 18
67631-90J00	77 - 11	01421-0616A	8 - 16		25 - 18
67701-90J00	77 - 2	01421-08357	13 - 9		26 - 18
67721-99E00	77 - 3		19 - 22		31 - 27
67725-99E00	77 - 4		20 - 23		32 - 27
67725-99E10	77 - 12		21 - 22		33 - 27
67726-99E00	77 - 5		22 - 23		34 - 27
	77 - 13		13 - 10		51 - 8
67728-99E00	77 - 6	01421-08507	49 - 9		65 - 10
68110-87D01	72 - 29	01547-06167	1 - 24	01550-06307	39 - 14
	73 - 29	01547-06257	36 - 11		50 - 16
	74 - 29	01547-06357	36 - 12	01550-06357	35 - 17
	75 - 29	01547-06557	1 - 25	01550-06957	72 - 19
68111-18G20	72 - 26	01550-06127	15 - 25		73 - 19
	73 - 26		16 - 25		74 - 19
	74 - 26		17 - 25		75 - 19
	75 - 26		18 - 25	01550-08207	1 - 10
68165-16B00-13L	89 - 48		38 - 16		48 - 21
69711-93E10	3 - 5		39 - 21	01550-0825A	65 - 18
	4 - 5		72 - 17	01550-0835A	8 - 19
	5 - 5		73 - 17	01550-08407	2 - 11
	6 - 5		74 - 17		13 - 12
		01550-0616A	75 - 17	01550-08557	35 - 3
			8 - 17	01550-08757	13 - 13
			36 - 13	01550-10507	48 - 22
		01550-06167	19 - 24	01550-12167	19 - 25
			20 - 25		21 - 25
			21 - 24	01550-12307	2 - 2
			22 - 25	01570-06107	56 - 10
			23 - 17	01580-08257	71 - 33
			24 - 17	02112-0408A	15 - 14
			25 - 17		17 - 14
99011-90J20-054	94 - 11		26 - 17	02112-0510A	15 - 15
	96 - 11		35 - 16		17 - 15
99011-90J20-059	94 - 11		50 - 14	02112-0612A	1 - 26
	95 - 11		71 - 32	02142-06167	56 - 7
	96 - 11				
	97 - 11		72 - 18	02162-05207	52 - 9
			73 - 18		53 - 9
			74 - 18		54 - 9
			75 - 18		55 - 9
		01550-0620A	8 - 18	02162-06127	50 - 17

PART NO.	FIG. NO. -REF. NO.	PART NO.	FIG. NO. -REF. NO.	PART NO.	FIG. NO. -REF. NO.
03121-0516A	85 - 22 86 - 22 87 - 22 87 - 32 88 - 22		68 - 8 69 - 8 70 - 8 89 - 49 77 - 14		69 - 9 70 - 9 38 - 9 63 - 19 65 - 26
		09100-08232 09100-12081		09116-10129 09116-10131 09116-10139	
03542-06169	88 - 32 72 - 21 73 - 21 74 - 21 75 - 21	09100-12090 09100-12091 09103-06093	61 - 8 61 - 8 72 - 20 73 - 20 74 - 20	09116-10150  09117-08047	67 - 10 68 - 10 69 - 10 70 - 10 44 - 31
04211-11129 04211-13149 04211-13189 04221-05109	13 - 14 65 - 13 48 - 23 1 - 14 8 - 5	09103-06231 09103-06266 09103-06278 09103-06281	75 - 20 49 - 6 1 - 3 61 - 21 1 - 9	09117-08057	45 - 31 46 - 14 47 - 14 44 - 35 45 - 35
06111-07004  06111-11004	44 - 20 45 - 20 46 - 35 47 - 35 44 - 21	09103-12049 09103-16004 09106-05030 09106-10065	50 - 4 8 - 3 49 - 7 49 - 10 61 - 14	09117-10039	46 - 15 47 - 15 67 - 11 68 - 11 69 - 11
08113-62090	45 - 21 46 - 36 47 - 36 44 - 29 45 - 29	09116-06121	31 - 7 32 - 7 33 - 7 34 - 7 61 - 7	09117-10058 09118-08127 09119-05010	70 - 11 66 - 2 66 - 17 71 - 8 35 - 12
08211-30382 08310-00067 08316-1006A 08316-10087	44 - 9 45 - 9 56 - 11 8 - 20 13 - 15	09116-06127 09116-06202	71 - 22 15 - 26 16 - 26 17 - 26 18 - 26	09125-05042  09125-05046	89 - 15 91 - 21 93 - 21 27 - 13 28 - 13
	19 - 26 20 - 2 21 - 26 22 - 2 56 - 2	09116-06215	19 - 23 20 - 24 21 - 23 22 - 24 14 - 8	09125-05135 09125-06063	29 - 13 30 - 13 90 - 28 92 - 30 52 - 13
08322-01067 08331-3112A 08331-4126A 08331-41359 08341-31059	51 - 9 36 - 14 8 - 9 65 - 29 49 - 11	09116-08119 09116-08125 09116-08128 09116-08131	65 - 4 1 - 13 38 - 8 65 - 5 27 - 12		53 - 13 54 - 13 55 - 13 61 - 9 62 - 9
09100-06113  09100-06131	52 - 12 53 - 12 54 - 12 55 - 12 67 - 8	09116-08137	28 - 12 29 - 12 30 - 12 67 - 9 68 - 9	09125-06111	62 - 24 63 - 25 66 - 6 3 - 3 4 - 3

DF140 E01 012

PART NO.	FIG. NO. -REF. NO.	PART NO.	FIG. NO. -REF. NO.	PART NO.	FIG. NO. -REF. NO.
09125-06111	5 - 3 6 - 3	09160-06082	62 - 26	09160-35006	46 - 23
09126-05003	89 - 50	09160-06085	67 - 12		47 - 23
09126-06006	91 - 25 93 - 25		68 - 12	09160-35008	46 - 23
			69 - 12		47 - 23
			70 - 12	09160-35009	46 - 23
09132-04034	27 - 17 28 - 17 29 - 17 30 - 17	09160-06094	39 - 8		47 - 23
		09160-06104	89 - 52	09160-35010	46 - 23
		09160-08059	65 - 12		47 - 23
09136-06148	71 - 9	09160-10082	61 - 15	09160-35013	46 - 23
		09160-12044	61 - 12		47 - 23
09136-06149	71 - 10	09160-12066	77 - 15	09160-35014	46 - 23
09137-04004	57 - 14 58 - 14 59 - 14 60 - 14	09160-12110	61 - 13 65 - 28	09160-35015	46 - 23 47 - 23
		09160-12112	66 - 12	09160-39001	62 - 10
		09160-12113	66 - 18		
09140-05005	35 - 13 90 - 30 92 - 32	09160-13014	71 - 23	09160-60003	46 - 25
		09160-16048	49 - 8		47 - 25
09140-06020	89 - 51 91 - 32	09160-18028	67 - 24 68 - 24 69 - 24	09160-60004	46 - 25 47 - 25
				09160-60005	46 - 25
	93 - 30		70 - 24		47 - 25
09140-10031	63 - 20	09160-30036	44 - 9	09160-60006	46 - 25
09140-10032	62 - 25		45 - 9		47 - 25
09140-14024	44 - 5 45 - 5	09160-30037	44 - 9 45 - 9	09160-60007	46 - 25 47 - 25
	46 - 20 47 - 20	09160-30038	44 - 9 45 - 9	09160-60008	46 - 25 47 - 25
09141-18005	67 - 23 68 - 23 69 - 23	09160-30039	44 - 9 45 - 9	09160-60009	46 - 25 47 - 25
		09160-30041	44 - 9	09160-60011	46 - 24
	70 - 23		45 - 9		47 - 24
09159-08121	7 - 6	09160-30042	44 - 9	09160-70002	44 - 10
09159-12014	61 - 10 65 - 22 65 - 27		45 - 9		45 - 10
		09160-30043	44 - 9 45 - 9	09160-70005	46 - 26 47 - 26
	66 - 11				
09159-14020	61 - 17	09160-30044	44 - 9 45 - 9	09161-16008	27 - 14 28 - 14
09159-22006	61 - 11	09160-30055	46 - 40		29 - 14
09160-05024	90 - 19 92 - 19	09160-30056	47 - 40 46 - 41	09162-10005	30 - 14 63 - 21
09160-05029	90 - 29 92 - 31		47 - 41	09164-14008	71 - 24
		09160-35002	46 - 23 47 - 23	09168-10022	67 - 13 68 - 13
09160-06046	35 - 14				69 - 13
09160-06054	50 - 9	09160-35003	46 - 23 47 - 23		70 - 13
09160-06055	77 - 9				

PART NO.	FIG. NO. -REF. NO.	PART NO.	FIG. NO. -REF. NO.	PART NO.	FIG. NO. -REF. NO.
09168-12012	38 - 10		46 - 22		45 - 13
09168-12013	19 - 11		47 - 22		46 - 28
	21 - 11	09181-41006	44 - 7		47 - 28
09168-16002	36 - 7		45 - 7	09181-70002	44 - 13
09169-06062	19 - 12		46 - 22		45 - 13
	20 - 13		47 - 22		46 - 28
	21 - 12	09181-41008	44 - 7		47 - 28
	22 - 13		45 - 7	09181-70003	44 - 13
09169-06075	14 - 6		46 - 22		45 - 13
	15 - 19		47 - 22		46 - 28
	16 - 19	09181-41009	44 - 7		47 - 28
	17 - 19		45 - 7	09181-70004	44 - 13
09169-08039	18 - 19		46 - 22		45 - 13
09169-28003	71 - 11		47 - 22		46 - 28
	62 - 11	09181-41010	44 - 7		47 - 28
09180-06186	35 - 15		45 - 7	09181-70006	44 - 13
09180-09022	77 - 16		46 - 22		45 - 13
09181-12158	36 - 8		47 - 22		46 - 28
09181-39001	62 - 12	09181-41012	44 - 7		47 - 28
09181-40186	44 - 7		45 - 7	09181-70009	44 - 13
	45 - 7		46 - 22		45 - 13
	46 - 22		47 - 22		46 - 28
09181-40190	47 - 22	09181-41013	44 - 7		47 - 28
	44 - 7		45 - 7	09181-70010	44 - 13
	45 - 7		46 - 22		45 - 13
	46 - 22		47 - 22		46 - 28
09181-40195	47 - 22	09181-41014	44 - 7		47 - 28
	44 - 7		45 - 7	09181-70011	44 - 13
	45 - 7		46 - 22		45 - 13
	46 - 22		47 - 22		46 - 28
09181-41002	47 - 22	09181-45003	44 - 11		47 - 28
	44 - 7		45 - 11	09181-70012	44 - 13
	45 - 7	09181-45004	44 - 11		45 - 13
	46 - 22		45 - 11		46 - 28
	47 - 22	09181-45005	44 - 11		47 - 28
09181-41003	44 - 7		45 - 11	09202-06031	27 - 15
	45 - 7	09181-45006	44 - 11		28 - 15
	46 - 22		45 - 11		29 - 15
	47 - 22	09181-45007	44 - 11		30 - 15
09181-41004	44 - 7		45 - 11	09202-07002	44 - 17
	45 - 7	09181-45008	44 - 11		45 - 17
	46 - 22		45 - 11		46 - 37
	47 - 22	09181-45009	44 - 11		47 - 37
09181-41005	44 - 7		45 - 11	09202-08006	66 - 3
	45 - 7	09181-70001	44 - 13		67 - 14

DF140 E01 012

PART NO.	FIG. NO. -REF. NO.	PART NO.	FIG. NO. -REF. NO.	PART NO.	FIG. NO. -REF. NO.
09202-08006	68 - 14 69 - 14 70 - 14	09251-07003 09251-09002	76 - 9 57 - 4 58 - 4 59 - 4 60 - 4	09280-26006	26 - 14 1 - 21 31 - 8 32 - 8 33 - 8
09204-01006	39 - 9 62 - 27				
09204-03003	67 - 25 68 - 25 69 - 25 70 - 25	09260-10005 09261-05006 09262-17019 09262-35068 09262-35069	39 - 18 36 - 9 65 - 14 8 - 6 8 - 7	09280-46004	34 - 8 65 - 7 44 - 33 45 - 33 46 - 9
09205-02006	35 - 5				
09205-04014	40 - 8 41 - 8 42 - 8 43 - 8	09263-28016	67 - 2 68 - 2 69 - 2 70 - 2	09280-56005 09280-60007 09280-69001	47 - 9 37 - 5 37 - 6 40 - 9 41 - 9
09205-10006	39 - 17	09263-30051	44 - 26		
09206-08001	1 - 4 65 - 6		45 - 26 46 - 3 47 - 3	09280-70002 09280-97001	42 - 9 43 - 9 37 - 7 44 - 27 45 - 27
09206-09012	44 - 37 45 - 37 46 - 12	09263-45004	46 - 13 47 - 13		
	47 - 12	09263-50001	44 - 38 45 - 38 46 - 4 47 - 4	09282-24003 09282-24004	46 - 5 47 - 5 65 - 8 44 - 34 45 - 34
09206-13019 09229-04025	2 - 9 72 - 4 73 - 4 74 - 4	09265-25040	44 - 3		
	75 - 4		45 - 3 46 - 18 47 - 18	09282-30007	46 - 10 47 - 10 44 - 28 45 - 28 46 - 6
09229-04046	72 - 5 73 - 5 74 - 5 75 - 5	09269-30014	46 - 42 47 - 42		
		09269-60001	46 - 29 47 - 29	09282-39001 09283-10011	47 - 6 62 - 14 40 - 10 41 - 10 42 - 10
09246-05006 09247-12013 09248-10008	2 - 13 20 - 14 22 - 14 67 - 15 68 - 15	09269-70001	44 - 14 45 - 14 46 - 30		
	69 - 15 70 - 15	09280-09005 09280-09008 09280-13005 09280-22019	47 - 30 38 - 6 38 - 15 38 - 12 1 - 7	09283-32044 09283-52004 09289-06003	43 - 10 65 - 9 7 - 11 9 - 11 10 - 11
09248-12009 09248-12011 09248-18011	38 - 11 39 - 10 2 - 6				
09250-10001 09250-12013	62 - 13 72 - 16 73 - 16 74 - 16 75 - 16	09280-22020 09280-22022 09280-26005	36 - 10 8 - 8 23 - 14 24 - 14 25 - 14	09289-18001 09306-06004 09306-10001	11 - 11 12 - 11 65 - 15 39 - 11 39 - 12

PART NO.	FIG. NO. -REF. NO.	PART NO.	FIG. NO. -REF. NO.	PART NO.	FIG. NO. -REF. NO.
09306-13008	71 - 25		20 - 20		33 - 16
09306-17001	63 - 22		21 - 15		33 - 17
09307-13006	71 - 26		21 - 16		33 - 18
09320-05016	23 - 9		21 - 17		33 - 19
	24 - 9		21 - 18		33 - 20
	25 - 9		22 - 17		34 - 10
	26 - 9		22 - 18		34 - 11
09320-08062	19 - 14		22 - 19		34 - 12
	20 - 16		22 - 20		34 - 13
	21 - 14	09352-11153-600	31 - 9		34 - 14
	22 - 16		32 - 9		34 - 15
09320-08501	19 - 13		33 - 9		34 - 16
	20 - 15		34 - 9		34 - 17
	21 - 13	09352-50823-600	15 - 21		34 - 18
	22 - 15		16 - 21		34 - 19
09320-09039	14 - 7		17 - 21		34 - 20
	15 - 20		18 - 21		80 - 3
	16 - 20	09352-50903-600	31 - 10		80 - 4
	17 - 20		31 - 11		81 - 3
	18 - 20		31 - 12		81 - 4
09320-10008	50 - 10		31 - 13		82 - 3
09320-11013	71 - 12		31 - 14		82 - 4
09320-12011	50 - 11		31 - 15		83 - 3
09321-08022	71 - 13		31 - 16		83 - 4
09329-01007	50 - 12		31 - 17	09355-13207-00B	1 - 22
09329-10022	72 - 14		31 - 18	09355-40805-00B	67 - 16
	73 - 14		31 - 19		68 - 16
	74 - 14		31 - 20		69 - 16
	75 - 14		32 - 10		70 - 16
09329-10023	72 - 15		32 - 11	09360-12008	19 - 19
	73 - 15		32 - 12		21 - 19
	74 - 15		32 - 13	09360-12013	20 - 21
	75 - 15		32 - 14		22 - 21
09329-12004	13 - 8		32 - 15	09362-09008	67 - 17
09343-70503-600	23 - 15		32 - 16		68 - 17
	24 - 15		32 - 17		69 - 17
	25 - 15		32 - 18		70 - 17
	26 - 15		32 - 19	09363-08004	19 - 20
09343-75001-600	19 - 15		32 - 20		21 - 20
	19 - 16		33 - 10	09367-06002	31 - 21
	19 - 17		33 - 11		32 - 21
	19 - 18		33 - 12		33 - 21
	20 - 17		33 - 13		34 - 21
	20 - 18		33 - 14	09367-06006	80 - 5
	20 - 19		33 - 15		81 - 5

DF140 E01 012

PART NO.	FIG. NO. -REF. NO.	PART NO.	FIG. NO. -REF. NO.	PART NO.	FIG. NO. -REF. NO.
09367-06006	82 - 5 83 - 5	09401-31407	31 - 24 32 - 24		81 - 8 82 - 8
09367-08001	76 - 10		33 - 24	09408-00024	83 - 8
09380-17009	63 - 23	09403-06316	34 - 24 57 - 15		31 - 25 32 - 25
09380-38003	62 - 15				
09381-21002	7 - 4		58 - 15		33 - 25
09383-08004	39 - 13		59 - 15		34 - 25
09385-06012	77 - 8	09403-13408	60 - 15 15 - 23	09408-00035	51 - 7
09387-45001	66 - 4		16 - 23	09408-00069	31 - 26 32 - 26
09387-52001	44 - 30				
	45 - 30		17 - 23		33 - 26
	46 - 7		18 - 23		34 - 26
09401-08412	47 - 7 15 - 22 16 - 22	09403-20308	39 - 19 71 - 15	09408-00124	15 - 24 16 - 24 17 - 24
		09407-08401	85 - 8		
	17 - 22		85 - 24		18 - 24
09401-08413	18 - 22 31 - 22 32 - 22 33 - 22		86 - 8 86 - 24 87 - 8 87 - 24	09409-05302-5PK 09420-05009	71 - 14 27 - 16 28 - 16 29 - 16
	34 - 22		87 - 34		30 - 16
	80 - 6		88 - 8	09440-07071	39 - 20
	81 - 6		88 - 24	09440-09040	44 - 19 45 - 19 46 - 34
	82 - 6	09407-10404	88 - 34 67 - 18		
	83 - 6				
09401-11423	23 - 6 23 - 16 24 - 6 24 - 16 25 - 6		68 - 18 69 - 18 70 - 18	09440-19028 09440-49004	47 - 34 62 - 28 44 - 22 45 - 22 46 - 38
		09407-14403	52 - 10 53 - 10		
	25 - 16		54 - 10		47 - 38
	26 - 6		55 - 10	09471-12028	78 - 4
	26 - 16	09407-14407	52 - 10	09471-12077	52 - 6 53 - 6 54 - 6
09401-11425	76 - 8 16 - 28		53 - 10 54 - 10		
	18 - 28		55 - 10		55 - 6
	19 - 21		56 - 15		78 - 22
	20 - 22		57 - 11	09471-12103	52 - 16 53 - 16 53 - 18
	21 - 21		58 - 11		
	22 - 22		59 - 11		
09401-14409	31 - 23 32 - 23 33 - 23 34 - 23		60 - 11 78 - 6 78 - 18		54 - 16 55 - 16 55 - 18
09401-20409	1 - 23	09407-25402	71 - 28 80 - 8		78 - 2 78 - 9

PART NO.	FIG. NO. -REF. NO.	PART NO.	FIG. NO. -REF. NO.	PART NO.	FIG. NO. -REF. NO.
09471-12103	78 - 13 78 - 15 78 - 19				
09481-05501	84 - 5 84 - 12				
09481-10501	89 - 55				
09481-15501	56 - 14				
09481-30501	56 - 4				
09481-60401	56 - 9				
09482-00427	1 - 27				
09800-81840	72 - 28 73 - 28 74 - 28 75 - 28				



# SUZUKI DF140 PARTS CATALOGUE

1ST EDITION

PUBLISHED IN APR 2011

2011 **SUZUKI MOTOR CORPORATION** All rights reserved.

No part of this document may be modified reproduced, distributed, sold or transmitted in any form or by any means, electronic or mechanical, for any purpose, without the express written permission of Suzuki Motor Corporation.

## **SUZUKI MOTOR CORPORATION**

FIELD QUALITY ASSURANCE GROUP

MOTORCYCLE QUALITY ASSURANCE DEPARTMENT

QUALITY CONTROL

300 TAKATUKA, MINAMI, HAMAMATU, JAPAN

**SUZUKI MOTOR CORPORATION**

PRINTED IN JAPAN

**9900B-45224**