

**SUZUKI**  
PARTS CATALOGUE

**DT9. 9A/15A**

DT9.9A

DT9.9AK

DT15A

DT15AK



**OUTBOARD MOTOR**

P40/P36

2016-3

4<sup>TH</sup> EDITION

This part catalogue supersedes all the following part catalogue with immediate effect

Model of catalogue	Parts catalogue No.
DT9.9A/15A P40 014	9900B-45295-002

## PREFACE

When it becomes necessary to replace parts on SUZUKI OUTBOARD MOTORS, always use SUZUKI GENUINE PARTS which have passed a strict inspection which guarantees quality and performance.

This parts catalogue covers the list of all service parts for SUZUKI DT9. 9A/15A production start 2013.

### INSTRUCTIONS FOR QUOTING THE CATALOGUE

#### 1. DIMENSIONS

Dimensions of the parts in this catalogue are indicated in unit millimeters.

#### 2. ABBREVIATIONS

Abbreviations used in this catalogue are as follows:

AR	: As required	NT	: Number of teeth
ASSY	: Assembly	OPT	: Optional
E. NO.	: Engine number	OS	: Over size
F. NO.	: Frame number	STD	: Standard
D	: Diameter of material	T	: Thickness
ID	: Inside diameter	US	: Under size
OD	: Outside diameter	W	: Width
L	: Length	W/	: With
LH(PORH)	: Left hand side	S, L	: Transom type
RH(STBD)	: Right hand side	SUS	: Stainless steel

~123456 : Up to E. NO. 00996-123456

123456~ : From E. NO. 00996-123456

12 x 34 x 5.6..... Figures in the description column

| | | show the dimensions of parts.

ID OD T(or W, L)

→12345-56781 (Parts No.) : indicates that the parts number was changed to 12345-56781 and the new parts are interchangeable with the former ones but the former ones are not interchangeable with new ones.

←12345-56781 (Parts No.) : indicates that the former and new parts are interchangeable with each other and both are usable.

#### 3. INNER PARTS OF ASSEMBLY

Part name with a dot (.) in front as shown in the description column indicates the component of the assembly also available individually.

#### 4. MODIFICATION NOTICE

A parts bulletin will be sent to you on all occasions when changes in parts occur, including interchangeable modifications between new parts and old ones.

#### 5. NOTE

5-1. There are some different parts from those of production models among spare parts for the administrative reasons and common use of them with other models.

5-2. In respect of rubber hoses and vinyl tubes, please be sure to use them by cutting off according to the length mentioned on parts catalogue or what is actually required on the vehicle.

5-3. Note that the drawings on the illustration page are for ready reference of spare parts number, not to be used as an assembly manual. When assembling, use "SUZUKI SERVICE MANUAL".

#### 6. SPECIFICATION CODE

This catalogue contains the parts for the model designed for the following spec. :

spec. code :	DT9. 9	: P40
	DT9. 9K	: P40, P36
	DT15	: P40
	DT15K	: P36

#### 7. MODEL NAME AND ENGINE NUMBER

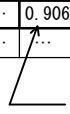
MODEL	DESTINATION	TYPE	TRANSOM	ENGINE No.
DT9. 9	P40	00996	S, L	00996-410001~
DT9. 9K	P40	00993K	L	00993K-410001~
DT9. 9K	P36	00993K	S, L	00993K-410001~
DT15	P40	01504	S, L	01504-410001~
DT15K	P36	01503K	S, L	01503K-410001~

MILLIMETER → INCH CONVERSION CHART

	0	1	2	3	4	5	6	7	8	9
00	.000	.039	.079	.118	.157	.197	.236	.276	.315	.354
10	.394	.433	.472	.512	.551	.591	.630	.669	.709	.748
20	.787	.827	.866	.906	.945	.984	1.024	1.063	1.102	1.142
30	1.181	1.220	1.260	1.299	1.339	1.378	1.417	1.457	1.496	1.535
40	1.575	1.614	1.654	1.693	1.732	1.772	1.811	1.850	1.890	1.929
50	1.969	2.008	2.047	2.087	2.126	2.165	2.205	2.214	2.283	2.323
60	2.362	2.402	2.441	2.480	2.520	2.559	2.598	2.638	2.677	2.717
70	2.756	2.795	2.835	2.874	2.913	2.953	2.992	3.031	3.071	3.110
80	3.150	3.189	3.228	3.268	3.307	3.346	3.386	3.425	3.465	3.504
90	3.543	3.583	3.622	3.661	3.701	3.740	3.780	3.819	3.858	3.898

How to read

	0	1	2	3	4
00	...	...	...	...	...
10	...	...	...	...	...
20	...	...	...	0.906	...
30	...	...	...	...	...


 23 millimeters equal 0.906 inch

Contents are subject to change without notice or obligation.

FIG. 10AA



0253A\_15A\_PRL01A\_10A  
OPT:SAVVEKLE:KIT

FIG. 10AB



0253A\_15A\_PRL01A\_10AB  
OPT:SAVVEKLE:KIT

FIG. 10AC



0253A\_15A\_PRL01A\_10AC  
OPT:SAVVEKLE:KIT

FIG. 10AD



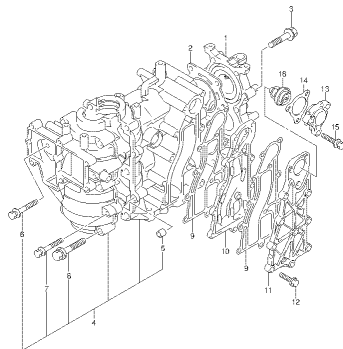
0253A\_15A\_PRL01A\_10AD  
OPT:SAVVEKLE:KIT

FIG. 10AE



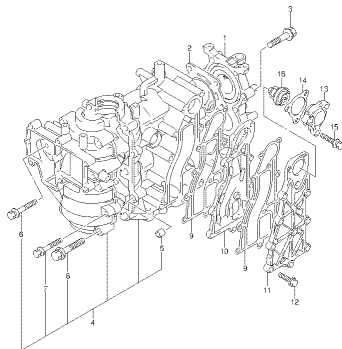
0253A\_15A\_PRL01A\_10AE  
OPT:SAVVEKLE:KIT

FIG. 112A



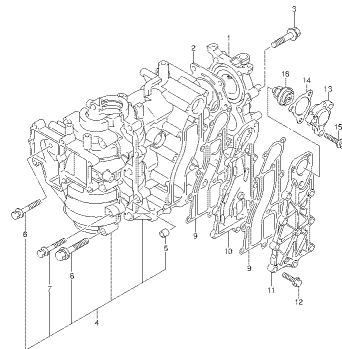
0253A\_15A\_PRL01A\_112A  
CYLINDER

FIG. 112B



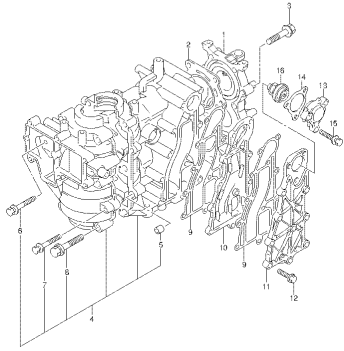
0253A\_15A\_PRL01A\_112B  
CYLINDER

FIG. 112C



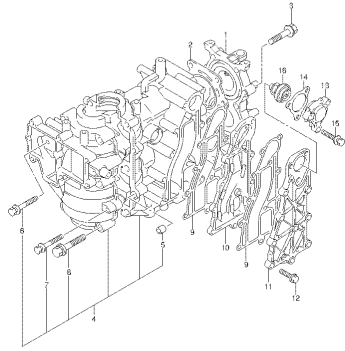
0253A\_15A\_PRL01A\_112C  
CYLINDER

FIG. 112D



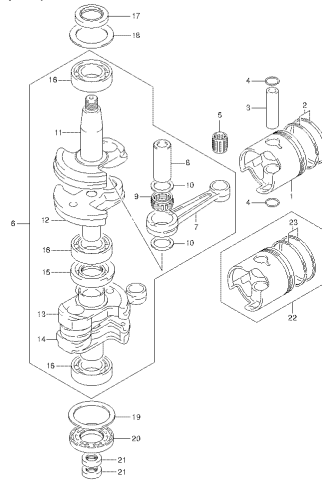
0219 94, 154, P42, 014, 112D  
FLYWHEEL

FIG. 112E



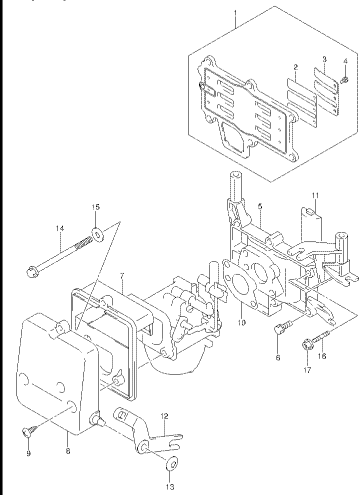
0219 94, 154, P42, 014, 112E  
FLYWHEEL

FIG. 116A



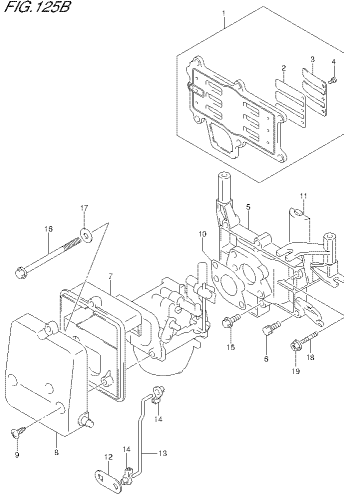
0219 94, 154, P42, 014, 116A  
CRANKSHAFT

FIG. 125A



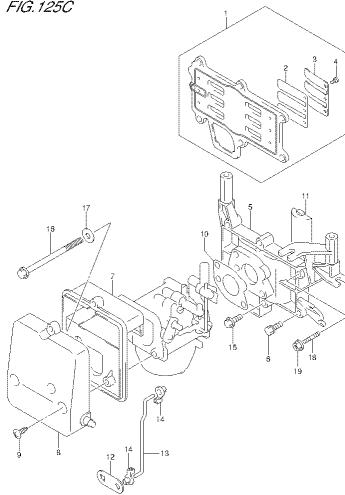
0219 94, 154, P42, 014, 125A  
PISTON CASE

FIG. 125B



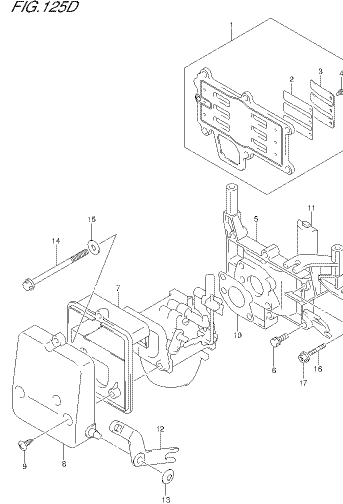
0219 94, 154, P42, 014, 125B  
PISTON CASE

FIG. 125C



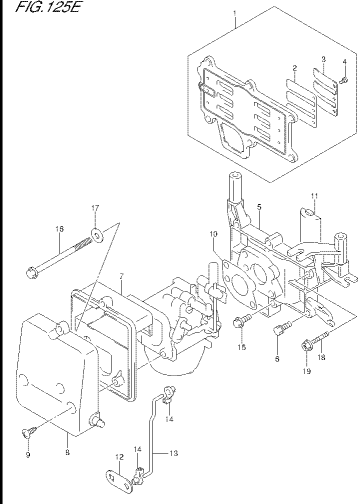
0219 94, 154, P42, 014, 125C  
PISTON CASE

FIG. 125D



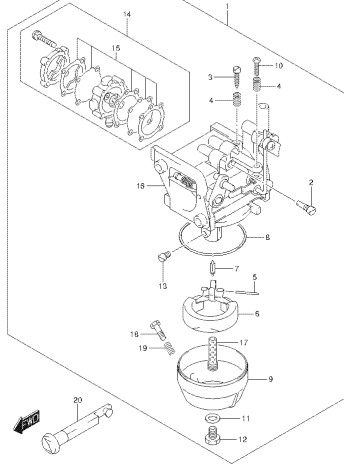
0219 94, 154, P42, 014, 125D  
PISTON CASE

FIG. 125E



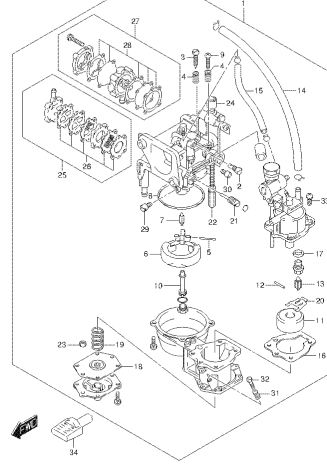
0219 94, 154, P42, 014, 125E  
PISTON CASE

FIG. 128A



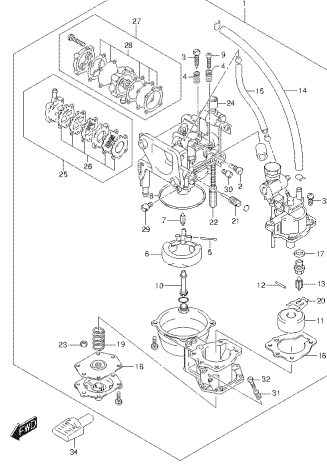
075 94, 154, P4E, 014, 128A  
CHARGE REC'D

FIG. 128B



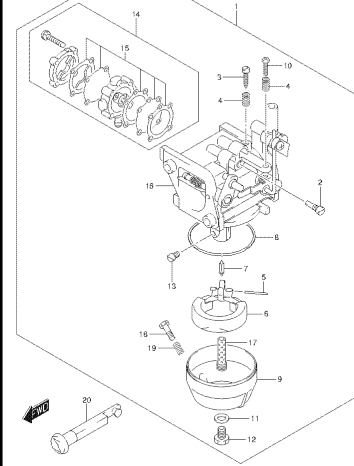
075 94, 154, P4E, 014, 128B  
CHARGE REC'D

FIG. 128C



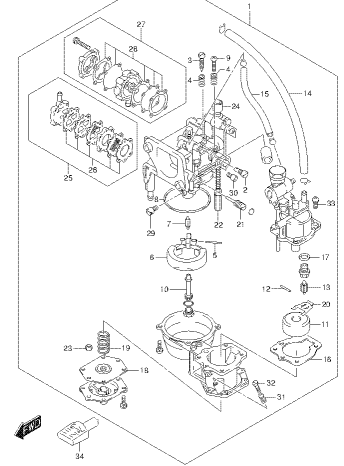
075 94, 154, P4E, 014, 128C  
CHARGE REC'D

FIG. 128D



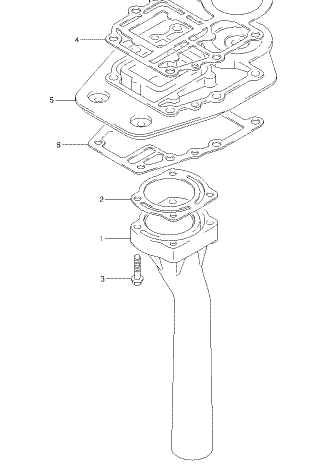
075 94, 154, P4E, 014, 128D  
CHARGE REC'D

FIG. 128E



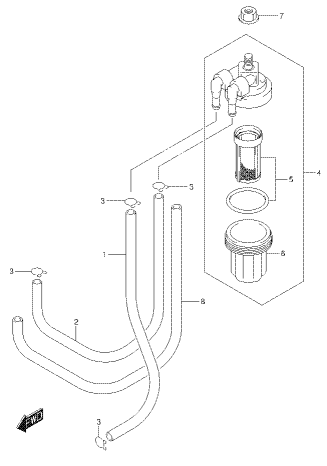
075 94, 154, P4E, 014, 128E  
CHARGE REC'D

FIG. 141A



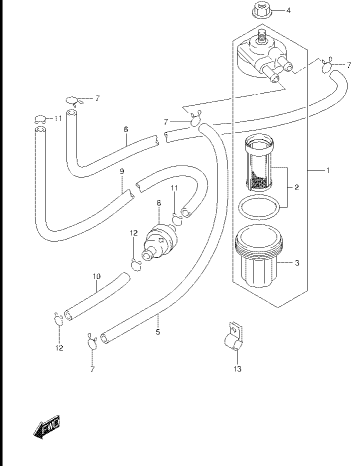
075 94, 154, P4E, 014, 141A  
E-FLUO-ST FLUO

FIG. 146A



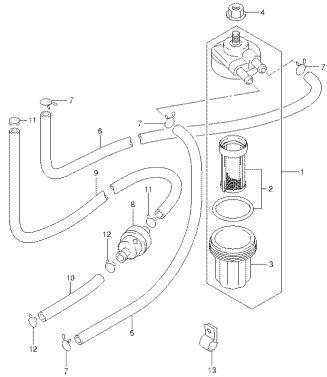
075 94, 154, P4E, 014, 146A  
FLUO, FLUO

FIG. 146B



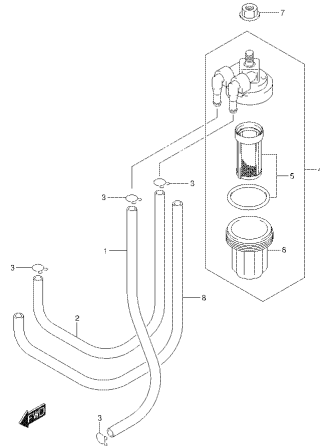
075 94, 154, P4E, 014, 146B  
FLUO, FLUO

FIG. 146C



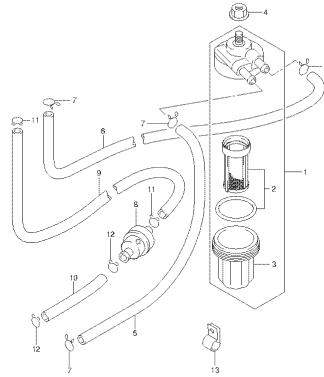
2253 04, 154, PAEL 014, 146C  
E.U.E. 01009

FIG. 146D



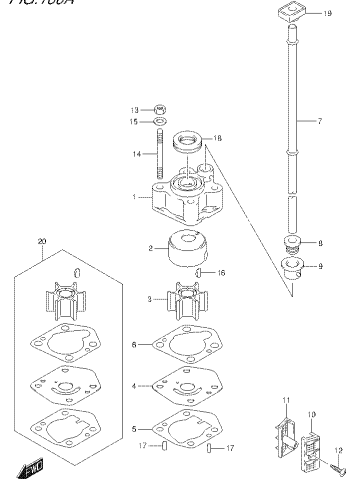
2253 04, 154, PAEL 014, 146D  
E.U.E. 01009

FIG. 146E



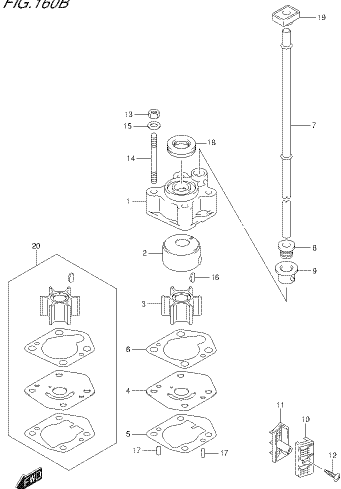
2253 04, 154, PAEL 014, 146E  
E.U.E. 01009

FIG. 160A



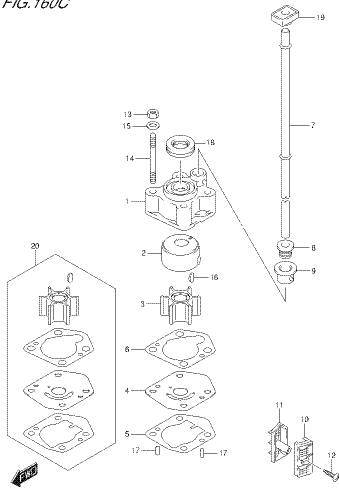
2253 04, 154, PAEL 014, 160A  
16020 FE007

FIG. 160B



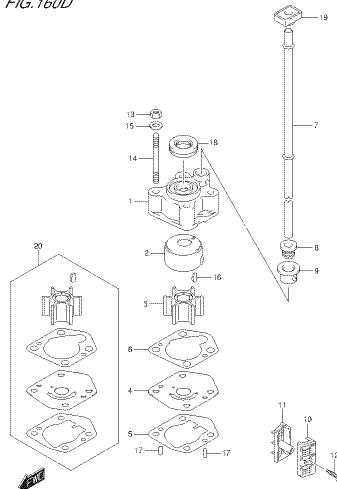
2253 04, 154, PAEL 014, 160B  
16020 FE007

FIG. 160C



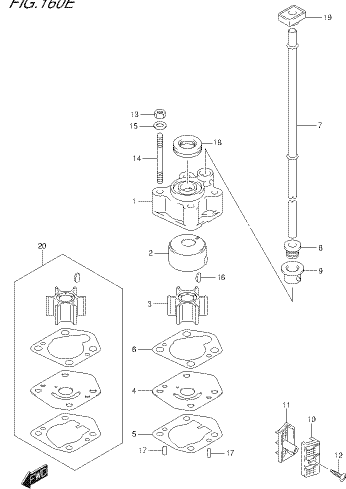
2253 04, 154, PAEL 014, 160C  
16020 FE007

FIG. 160D



2253 04, 154, PAEL 014, 160D  
16020 FE007

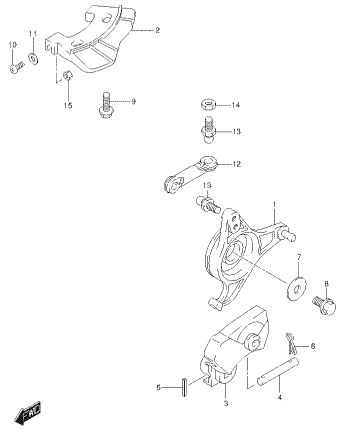
FIG. 160E



2253 04, 154, PAEL 014, 160E  
16020 FE007

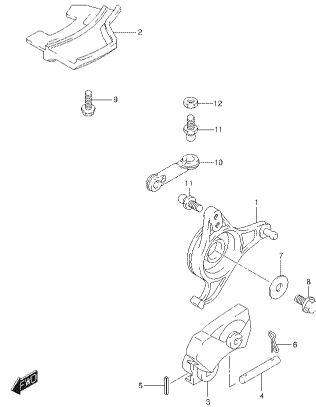


FIG. 166A



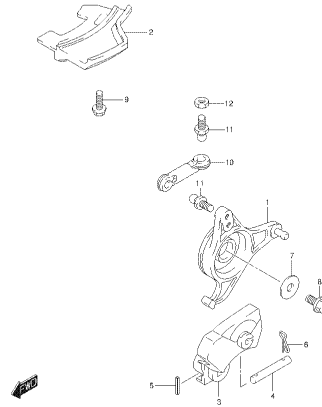
275 94, 154, PAK 014, 166A  
THROTTLE CONTROL

FIG. 166B



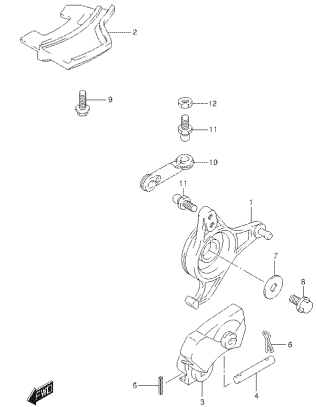
275 94, 154, PAK 014, 166B  
THROTTLE CONTROL

FIG. 166C



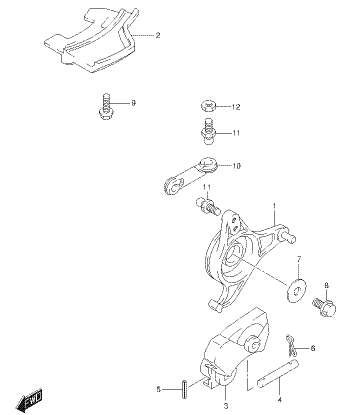
275 94, 154, PAK 014, 166C  
THROTTLE CONTROL

FIG. 166D



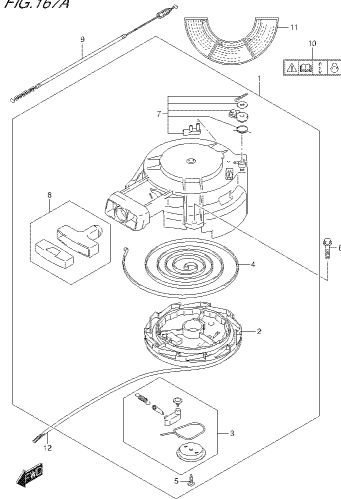
275 94, 154, PAK 014, 166D  
THROTTLE CONTROL

FIG. 166E



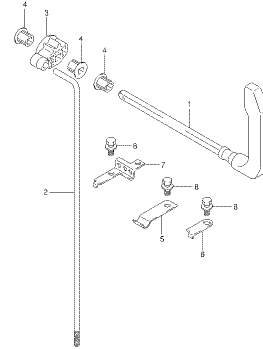
275 94, 154, PAK 014, 166E  
THROTTLE CONTROL

FIG. 167A



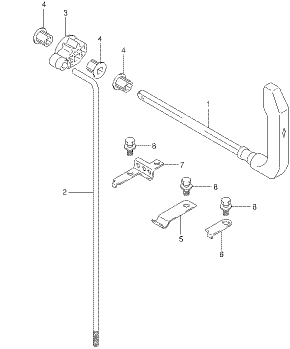
275 94, 154, PAK 014, 167A  
BRAKE STARTER

FIG. 208A



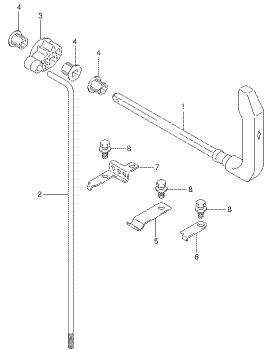
275 94, 154, PAK 014, 208A  
CLUTCH LEVER

FIG. 208B



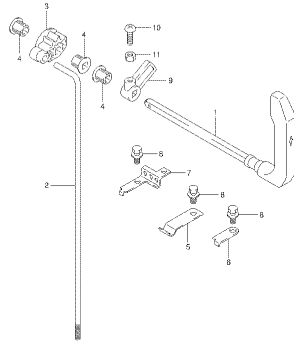
275 94, 154, PAK 014, 208B  
CLUTCH LEVER

FIG.208C



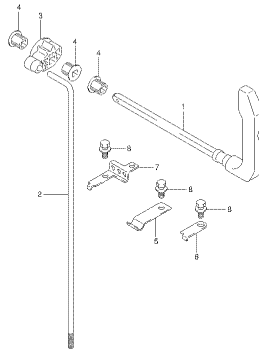
0753 04, 05A, PRL 014, 0907  
CLUBFLIGHTER

FIG.208D



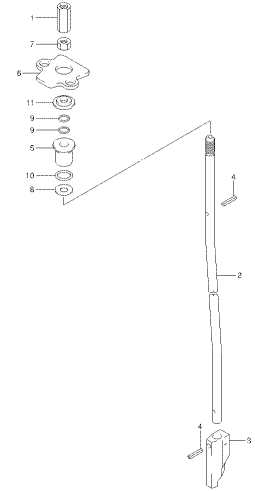
0753 04, 05A, PRL 014, 0907  
CLUBFLIGHTER

FIG.208E



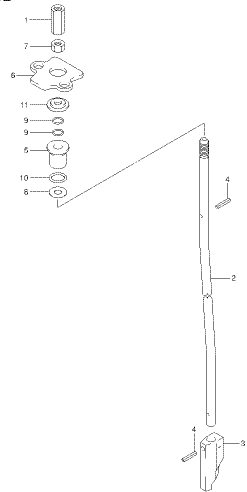
0753 04, 05A, PRL 014, 0907  
CLUBFLIGHTER

FIG.210A



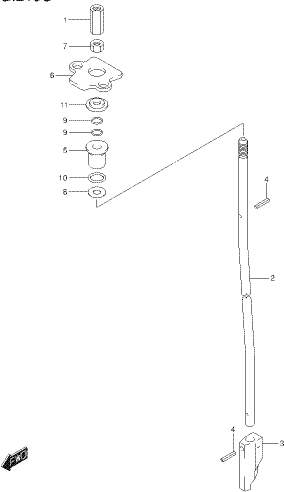
0753 04, 05A, PRL 014, 1104  
SHFT 7000

FIG.210B



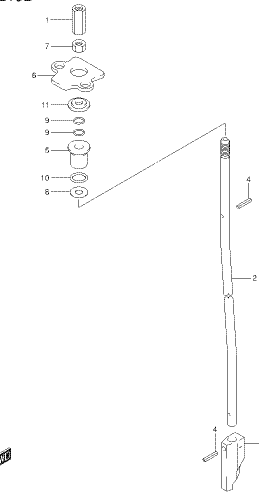
0753 04, 05A, PRL 014, 1107  
SHFT 7000

FIG.210C



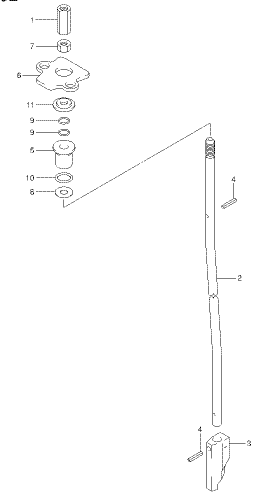
0753 04, 05A, PRL 014, 1107  
SHFT 7000

FIG.210D



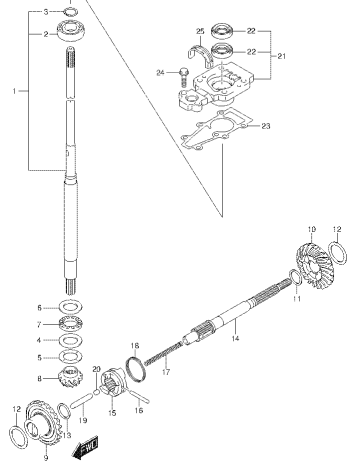
0753 04, 05A, PRL 014, 1107  
SHFT 7000

FIG.210E



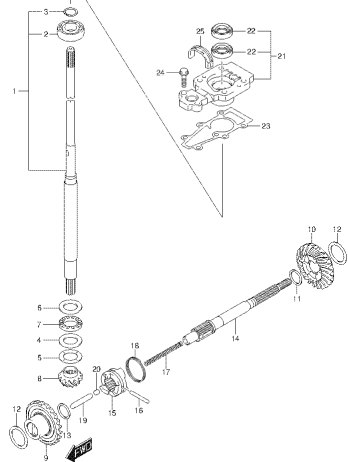
0753 04, 05A, PRL 014, 1107  
SHFT 7000

FIG.220A



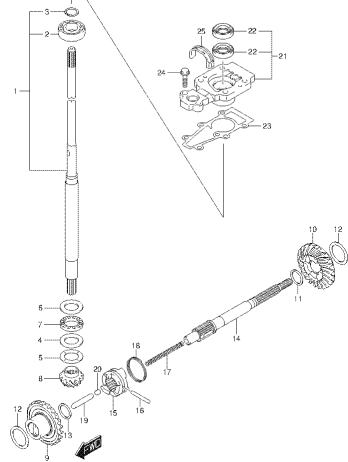
075 94, 154, PRL 014\_220A  
FRANKESSON

FIG.220B



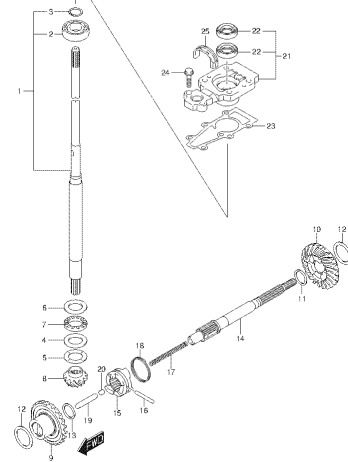
075 94, 154, PRL 014\_220B  
FRANKESSON

FIG.220C



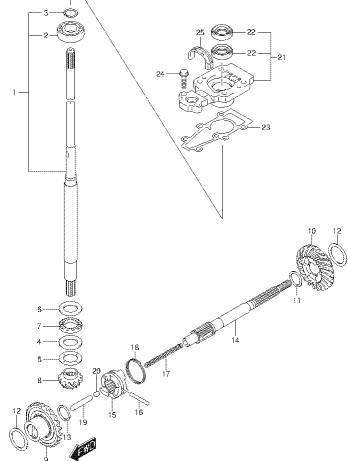
075 94, 154, PRL 014\_220C  
FRANKESSON

FIG.220D



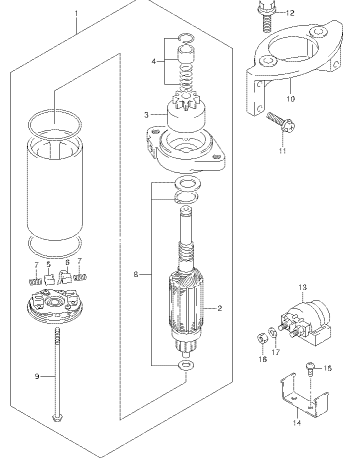
075 94, 154, PRL 014\_220D  
FRANKESSON

FIG.220E



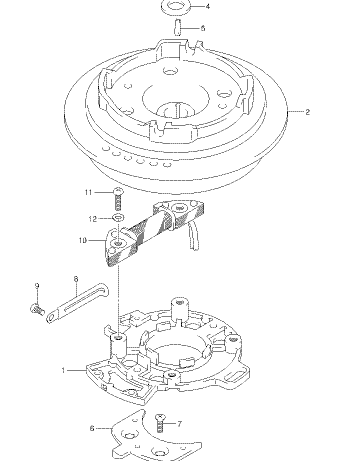
075 94, 154, PRL 014\_220E  
FRANKESSON

FIG.301A



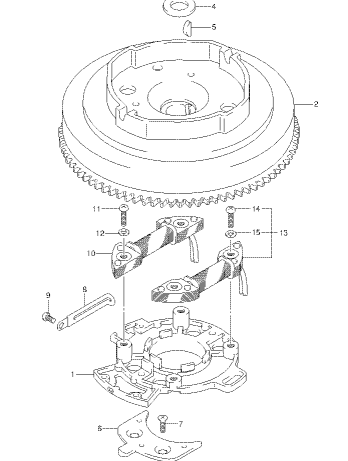
075 94, 154, PRL 014\_301A  
STÄRTIER WÄRTER

FIG.303A



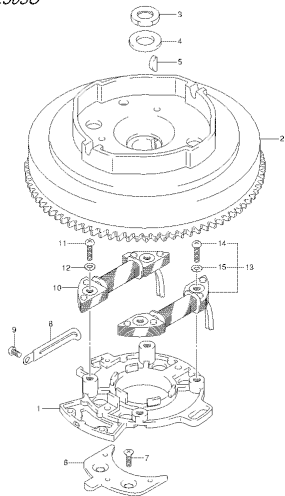
075 94, 154, PRL 014\_303A  
HÄRNETZ

FIG.303B



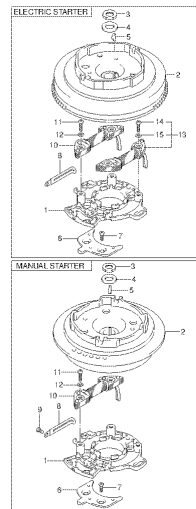
075 94, 154, PRL 014\_303B  
HÄRNETZ

FIG.303C



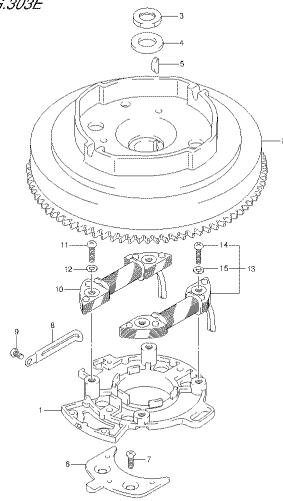
2753 04, 15A, PAEL 014, 303C  
MAGNETO

FIG.303D



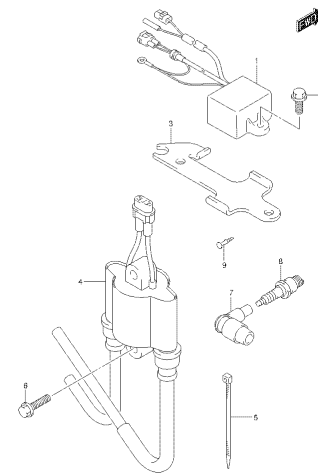
2753 04, 15A, PAEL 014, 303D  
MAGNETO

FIG.303E



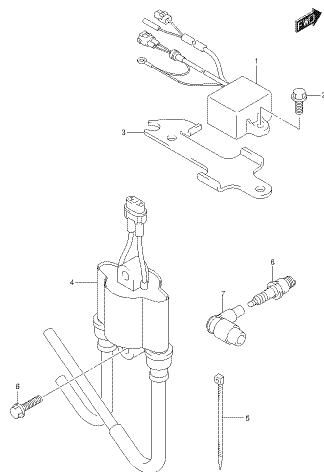
2753 04, 15A, PAEL 014, 303E  
MAGNETO

FIG.307A



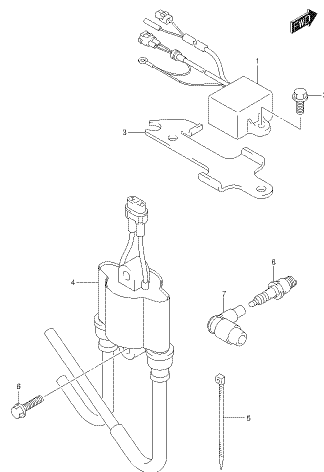
2753 04, 15A, PAEL 014, 307A  
250W/230V CEE

FIG.307B



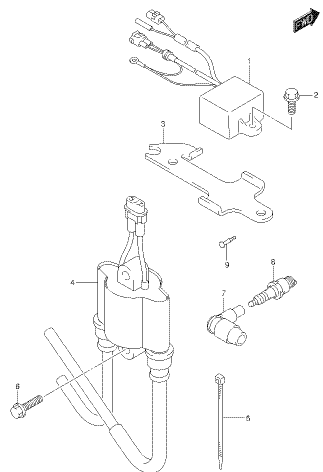
2753 04, 15A, PAEL 014, 307B  
250W/230V CEE

FIG.307C



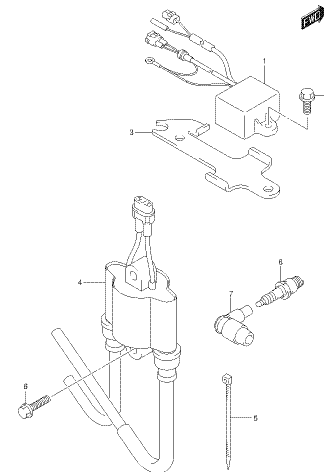
2753 04, 15A, PAEL 014, 307C  
250W/230V CEE

FIG.307D



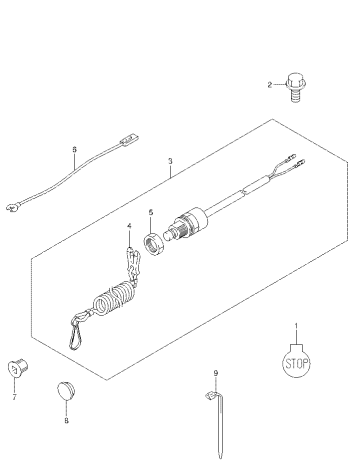
2753 04, 15A, PAEL 014, 307D  
250W/230V CEE

FIG.307E



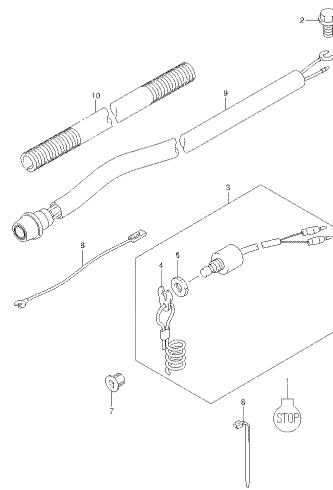
2753 04, 15A, PAEL 014, 307E  
250W/230V CEE

FIG.319A



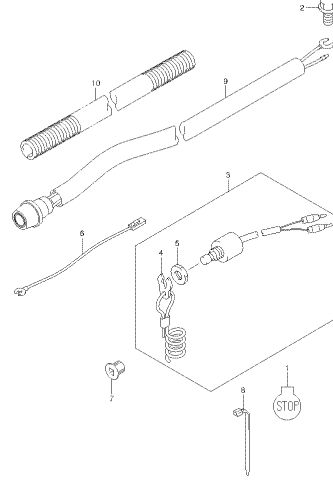
075 04, 05A, PRL 014, 919A  
ELECTRICAL

FIG.319B



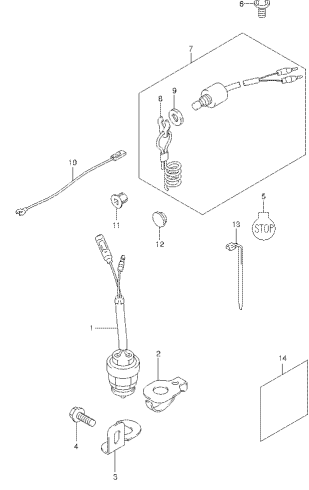
075 04, 05A, PRL 014, 919B  
ELECTRICAL

FIG.319C



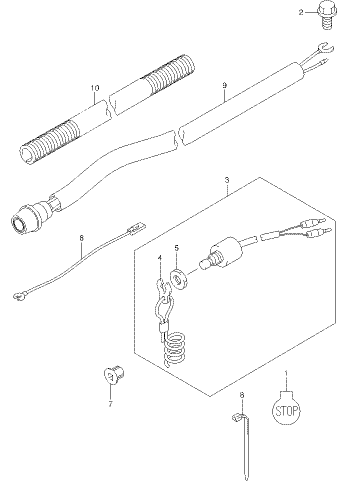
075 04, 05A, PRL 014, 919C  
ELECTRICAL

FIG.319D



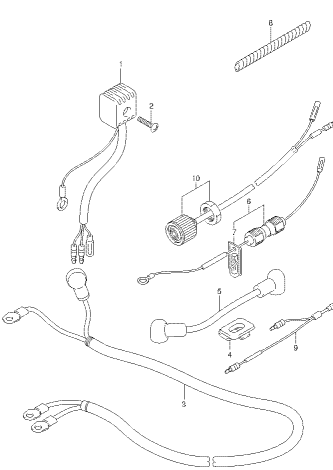
075 04, 05A, PRL 014, 919D  
ELECTRICAL

FIG.319E



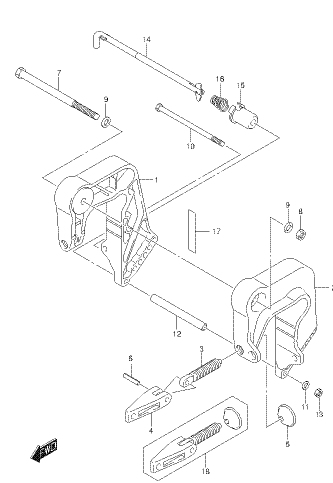
075 04, 05A, PRL 014, 919E  
ELECTRICAL

FIG.322A



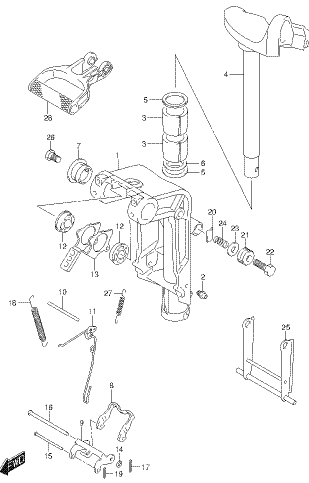
075 04, 05A, PRL 014, 322A  
HARNESS

FIG.335A



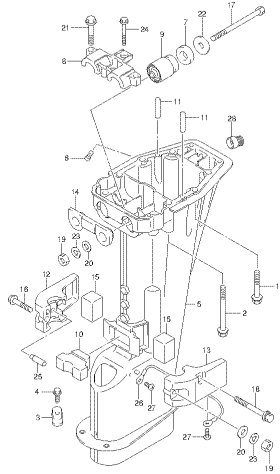
075 04, 05A, PRL 014, 335A  
CLAMP BRACKET

FIG.336A



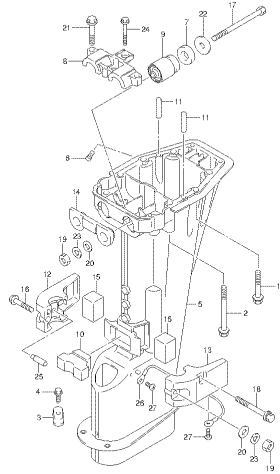
075 04, 05A, PRL 014, 336A  
SWIVEL BRACKET

FIG.405A



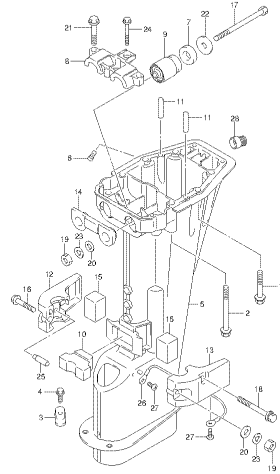
0703 04, 05A, P&L 014, 405A  
09016-00477-420-2062

FIG.405B



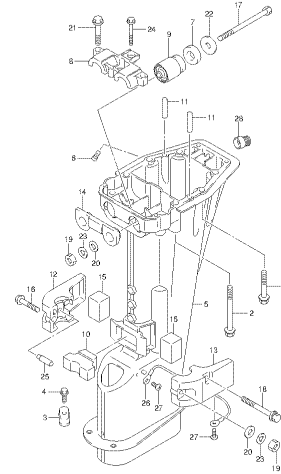
0703 04, 05A, P&L 014, 405B  
09016-00477-420-2062

FIG.405C



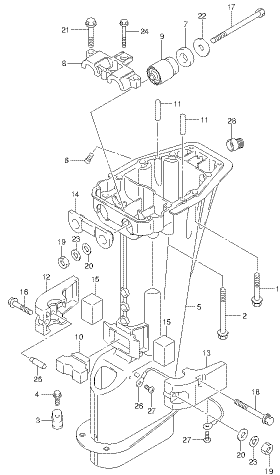
0703 04, 05A, P&L 014, 405C  
09016-00477-420-2062

FIG.405D



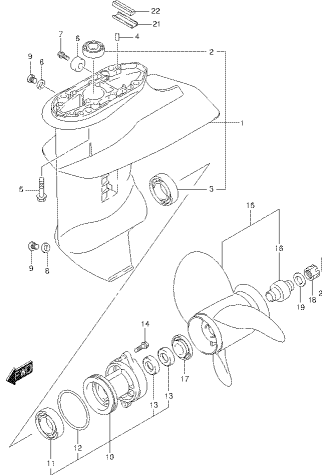
0703 04, 05A, P&L 014, 405D  
09016-00477-420-2062

FIG.405E



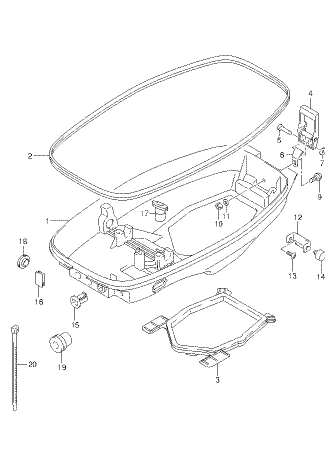
0703 04, 05A, P&L 014, 405E  
09016-00477-420-2062

FIG.407A



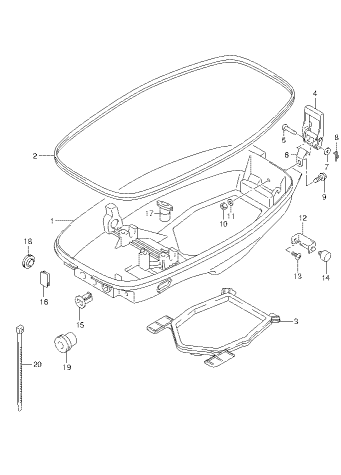
0703 04, 05A, P&L 014, 407A  
GEARCASE

FIG.412A



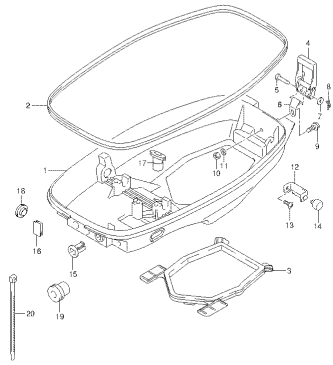
0703 04, 05A, P&L 014, 415A  
LOWER COVER

FIG.412B



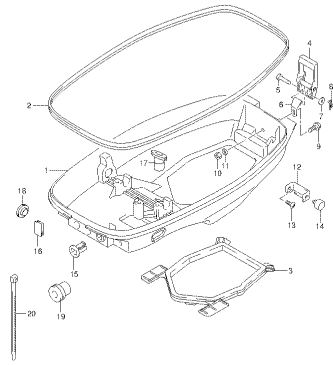
0703 04, 05A, P&L 014, 415B  
LOWER COVER

FIG. 412C



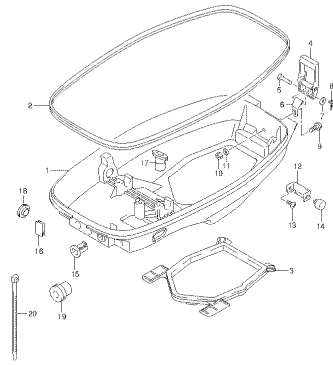
2018-14, 15A, 16L, 01A, 412C  
ENGINE COVER

FIG. 412D



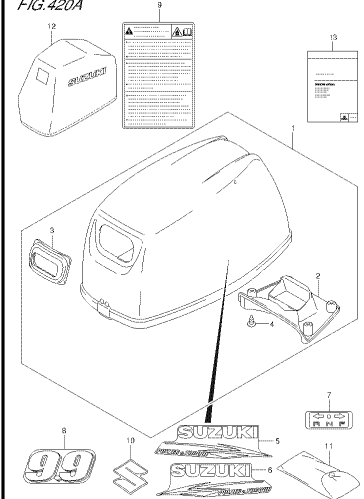
2018-14, 15A, 16L, 01A, 412D  
ENGINE COVER

FIG. 412E



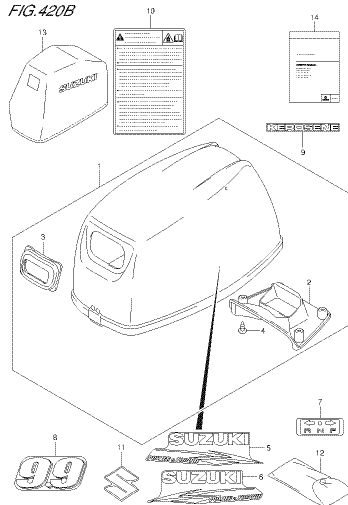
2018-14, 15A, 16L, 01A, 412E  
ENGINE COVER

FIG. 420A



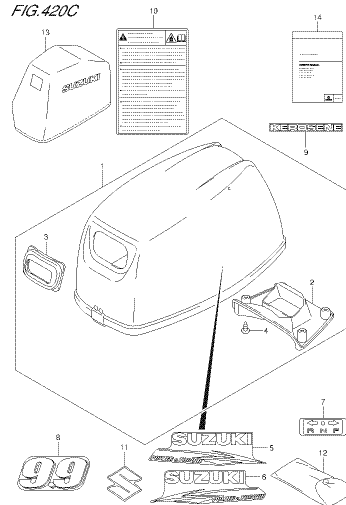
2018-14, 15A, 16L, 01A, 420A  
ENGINE COVER

FIG. 420B



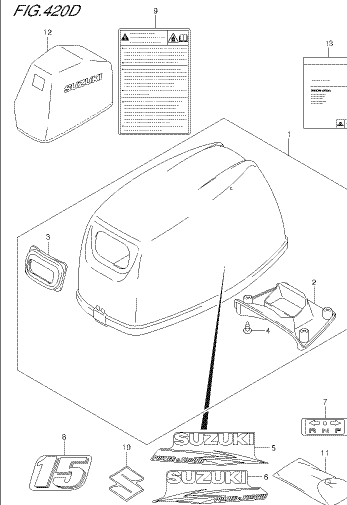
2018-14, 15A, 16L, 01A, 420B  
ENGINE COVER

FIG. 420C



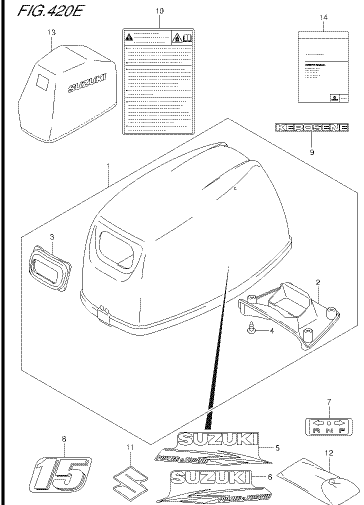
2018-14, 15A, 16L, 01A, 420C  
ENGINE COVER

FIG. 420D



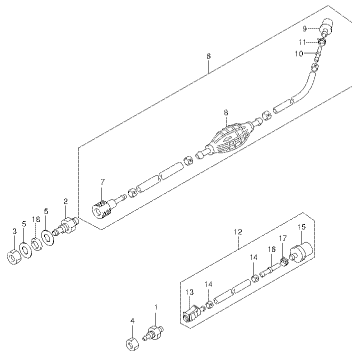
2018-14, 15A, 16L, 01A, 420D  
ENGINE COVER

FIG. 420E



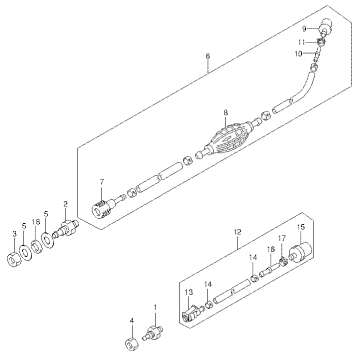
2018-14, 15A, 16L, 01A, 420E  
ENGINE COVER

FIG. 430A



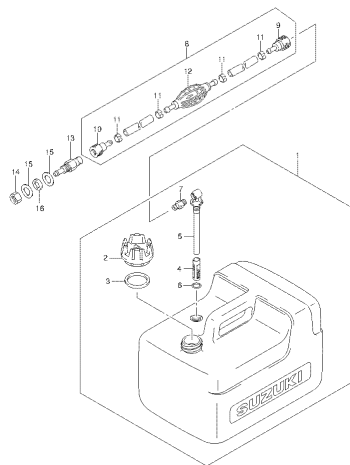
0219 9A, 15A, P&L 01/L 4254  
FILE: 102C

FIG. 430B



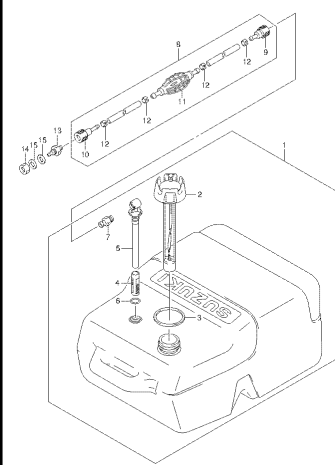
0219 9A, 15A, P&L 01/L 4259  
FILE: 102C

FIG. 432A



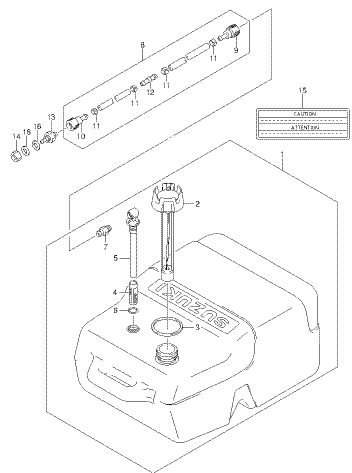
0219 9A, 15A, P&L 01/L 4254  
FILE: 100W

FIG. 432B



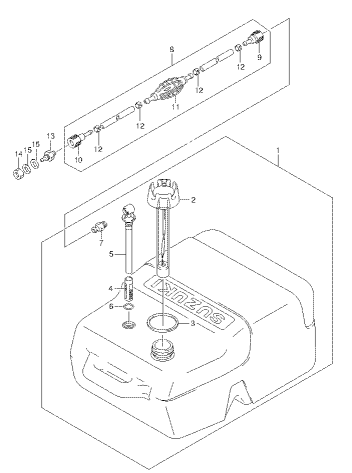
0219 9A, 15A, P&L 01/L 4257  
FILE: 100W

FIG. 432C



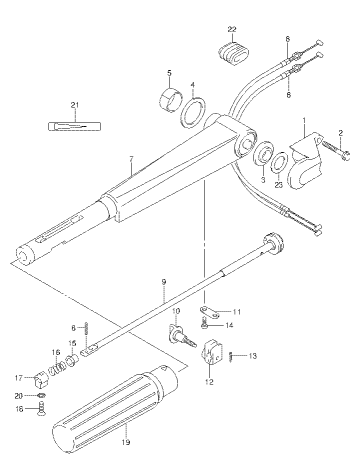
0219 9A, 15A, P&L 01/L 4327  
FILE: 100W

FIG. 432D



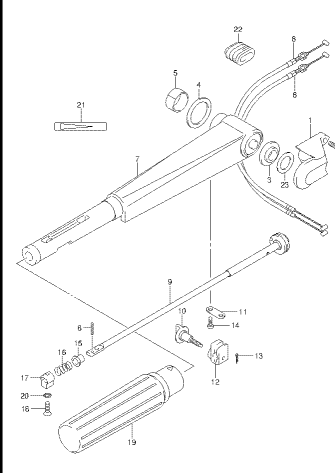
0219 9A, 15A, P&L 01/L 4327  
FILE: 100W

FIG. 444A



0219 9A, 15A, P&L 01/L 4444  
TILLER HANDLE

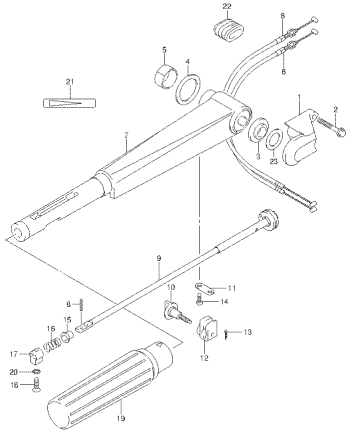
FIG. 444B



0219 9A, 15A, P&L 01/L 4447  
TILLER HANDLE

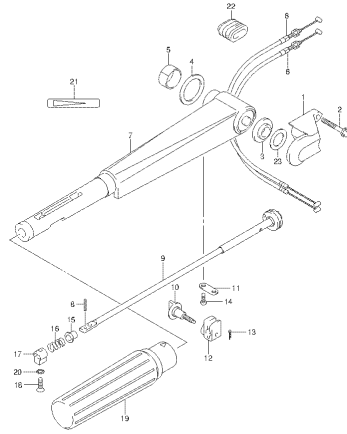


FIG.444C



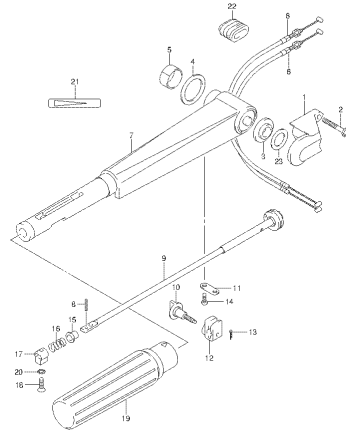
0703 04, 05A, P&L 014, 444C  
TELCOELECTRICAL (7)

FIG.444D



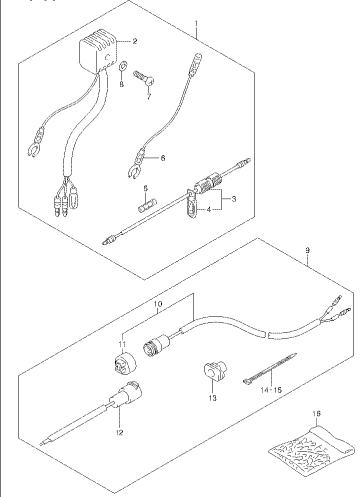
0703 04, 05A, P&L 014, 444D  
TELCOELECTRICAL (7)

FIG.444E



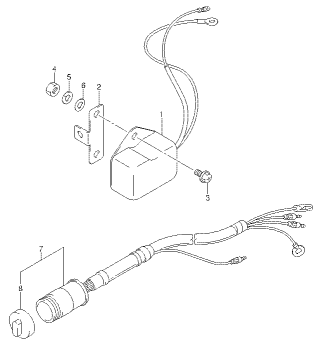
0703 04, 05A, P&L 014, 444E  
TELCOELECTRICAL (7)

FIG.551A



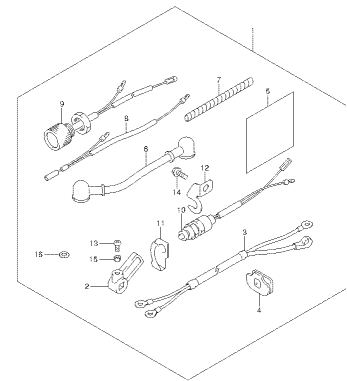
0703 04, 05A, P&L 014, 551A  
OPT.ELECTRICAL (7)

FIG.552A



0703 04, 05A, P&L 014, 552A  
OPT.ELECTRICAL (7)

FIG.560A



0703 04, 05A, P&L 014, 560A  
OPT.STARTING MOTOR

FIG.10AA



FIG.10AA (1-B-2) MAINTENANCE KIT (DT9.9A P40)

REF NO.	PART NO.	DESCRIPTION	Q'TY	REMARKS
1	17400-90830	MAINTENANCE KIT	1	
2	17400-90L01	.KIT, WATER PUMP REPAIR	1	NOT ILLUSTRATED
3	17685-91D00	.GASKET, THERMOSTAT COVER	1	NOT ILLUSTRATED
4	55321-87J00	.ANODE, PROTECTION	1	NOT ILLUSTRATED
5	55321-90L00	.ZINC, PROTECTION	2	NOT ILLUSTRATED
6	59178-97J00	.GASKET, DRAIN,PLUG	2	NOT ILLUSTRATED
7	09204-02004	.PIN	1	NOT ILLUSTRATED
8	09482-00533	.PLUG, SPARK(BR7HS-10)	2	NOT ILLUSTRATED

FIG.10AB



FIG.10AB (1-B-3) MAINTENANCE KIT (DT9.9AK P40)

REF NO.	PART NO.	DESCRIPTION	Q'TY	REMARKS
1	17400-90840	MAINTENANCE KIT	1	
2	17400-90L01	.KIT, WATER PUMP REPAIR	1	NOT ILLUSTRATED
3	17685-91D00	.GASKET, THERMOSTAT COVER	1	NOT ILLUSTRATED
4	55321-87J00	.ANODE, PROTECTION	1	NOT ILLUSTRATED
5	55321-90L00	.ZINC, PROTECTION	2	NOT ILLUSTRATED
6	59178-97J00	.GASKET, DRAIN,PLUG	2	NOT ILLUSTRATED
7	09204-02004	.PIN	1	NOT ILLUSTRATED
8	09482-00534	.PLUG, SPARK(B6HS-10)	2	NOT ILLUSTRATED

FIG.10AC



FIG.10AC (1-B-4) MAINTENANCE KIT (DT9.9AK P36)

REF NO.	PART NO.	DESCRIPTION	Q'TY	REMARKS
1	17400-90840	MAINTENANCE KIT	1	
2	17400-90L01	.KIT, WATER PUMP REPAIR	1	NOT ILLUSTRATED
3	17685-91D00	.GASKET, THERMOSTAT COVER	1	NOT ILLUSTRATED
4	55321-87J00	.ANODE, PROTECTION	1	NOT ILLUSTRATED
5	55321-90L00	.ZINC, PROTECTION	2	NOT ILLUSTRATED
6	59178-97J00	.GASKET, DRAIN,PLUG	2	NOT ILLUSTRATED
7	09204-02004	.PIN	1	NOT ILLUSTRATED
8	09482-00534	.PLUG, SPARK(B6HS-10)	2	NOT ILLUSTRATED

FIG.10AD



FIG.10AD (1-B-5) MAINTENANCE KIT (DT15A P40)

REF NO.	PART NO.	DESCRIPTION	Q'TY	REMARKS
1	17400-90830	MAINTENANCE KIT	1	
2	17400-90L01	.KIT, WATER PUMP REPAIR	1	NOT ILLUSTRATED
3	17685-91D00	.GASKET, THERMOSTAT COVER	1	NOT ILLUSTRATED
4	55321-87J00	.ANODE, PROTECTION	1	NOT ILLUSTRATED
5	55321-90L00	.ZINC, PROTECTION	2	NOT ILLUSTRATED
6	59178-97J00	.GASKET, DRAIN,PLUG	2	NOT ILLUSTRATED
7	09204-02004	.PIN	1	NOT ILLUSTRATED
8	09482-00533	.PLUG, SPARK(BR7HS-10)	2	NOT ILLUSTRATED

FIG.10AE



FIG.10AE (1-B-6) MAINTENANCE KIT (DT15AK P36)

REF NO.	PART NO.	DESCRIPTION	Q'TY	REMARKS
1	17400-90840	MAINTENANCE KIT	1	
2	17400-90L01	.KIT, WATER PUMP REPAIR	1	NOT ILLUSTRATED
3	17685-91D00	.GASKET, THERMOSTAT COVER	1	NOT ILLUSTRATED
4	55321-87J00	.ANODE, PROTECTION	1	NOT ILLUSTRATED
5	55321-90L00	.ZINC, PROTECTION	2	NOT ILLUSTRATED
6	59178-97J00	.GASKET, DRAIN,PLUG	2	NOT ILLUSTRATED
7	09204-02004	.PIN	1	NOT ILLUSTRATED
8	09482-00534	.PLUG, SPARK(B6HS-10)	2	NOT ILLUSTRATED

FIG.112A

FIG.112A (1-B-7) CYLINDER (DT9.9A P40)

REF NO.	PART NO.	DESCRIPTION	Q'TY	REMARKS
1	11110-90L40	CYLINDER HEAD	1	
2	11141-93960	GASKET, CYLINDER HEAD	1	
3	01580-08407	BOLT	10	
4	11300-90L20	CYLINDER ASSY	1	
5	04211-09109	.KNOCK PIN	2	
6	01560-06657	.BOLT	2	
7	01560-06457	.BOLT	2	
8	01560-08457	.BOLT	6	
9	14151-90L00	GASKET, EXHAUST COVER	2	
10	14131-90L10	PLATE, EXHAUST COVER	1	
11	14141-90L10	COVER, EXHAUST	1	
12	01550-06307	BOLT	9	
13	17681-90L10	COVER, THERMOSTAT	1	
14	17685-91D00	GASKET, THERMOSTAT COVER	1	
15	01550-06357	BOLT	3	
16	17670-93962	THERMOSTAT (50sC)	1	

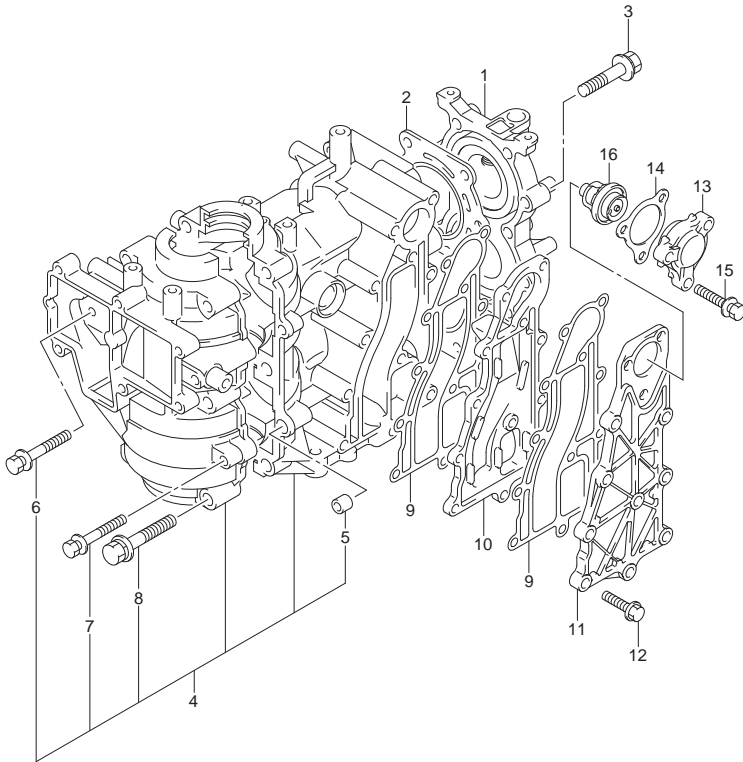


FIG.112B

FIG.112B (1-B-8) CYLINDER (DT9.9AK P40)

REF NO.	PART NO.	DESCRIPTION	Q'TY	REMARKS
1	11110-90L50	CYLINDER HEAD	1	
2	11141-93960	GASKET, CYLINDER HEAD	1	
3	01580-08407	BOLT	10	
4	11300-90L20	CYLINDER ASSY	1	
5	04211-09109	.KNOCK PIN	2	
6	01560-06657	.BOLT	2	
7	01560-06457	.BOLT	2	
8	01560-08457	.BOLT	6	
9	14151-90L00	GASKET, EXHAUST COVER	2	
10	14131-90L10	PLATE, EXHAUST COVER	1	
11	14141-90L10	COVER, EXHAUST	1	
12	01550-06307	BOLT	9	
13	17681-90L10	COVER, THERMOSTAT	1	
14	17685-91D00	GASKET, THERMOSTAT COVER	1	
15	01550-06357	BOLT	3	
16	17670-93953	THERMOSTAT (60sC)	1	

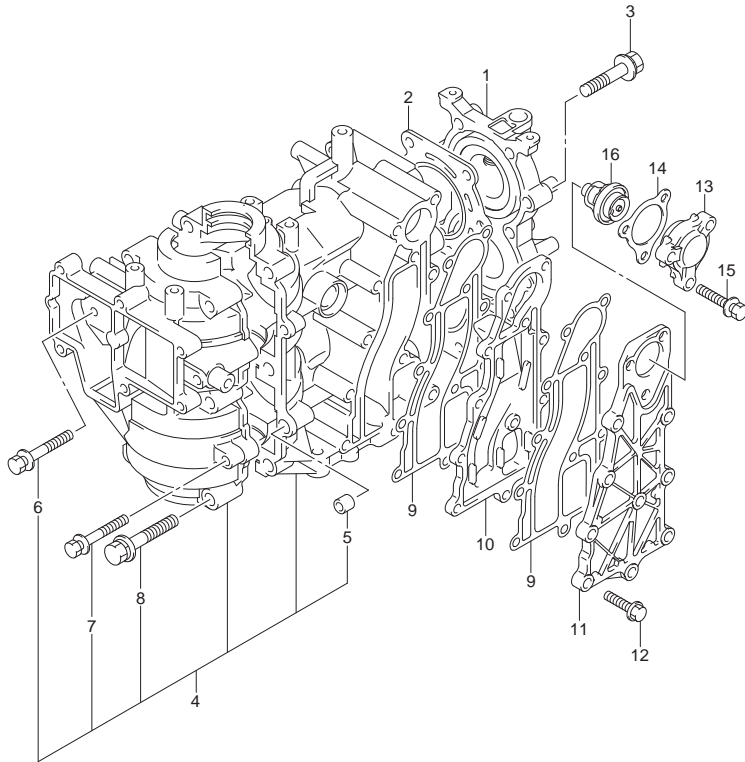




FIG.112C

FIG.112C (1-B-9) CYLINDER (DT9.9AK P36)

REF NO.	PART NO.	DESCRIPTION	Q'TY	REMARKS
1	11110-90L50	CYLINDER HEAD	1	
2	11141-93960	GASKET, CYLINDER HEAD	1	
3	01580-08407	BOLT	10	
4	11300-90L20	CYLINDER ASSY	1	
5	04211-09109	.KNOCK PIN	2	
6	01560-06657	.BOLT	2	
7	01560-06457	.BOLT	2	
8	01560-08457	.BOLT	6	
9	14151-90L00	GASKET, EXHAUST COVER	2	
10	14131-90L10	PLATE, EXHAUST COVER	1	
11	14141-90L10	COVER, EXHAUST	1	
12	01550-06307	BOLT	9	
13	17681-90L10	COVER, THERMOSTAT	1	
14	17685-91D00	GASKET, THERMOSTAT COVER	1	
15	01550-06357	BOLT	3	
16	17670-93953	THERMOSTAT (60sC)	1	

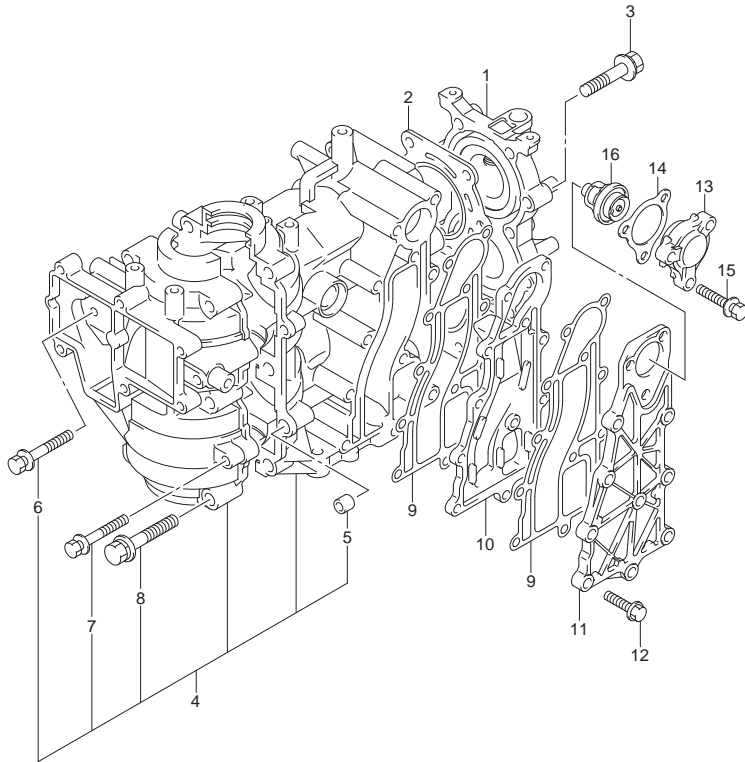


FIG.112D

FIG.112D (1-B-10) CYLINDER (DT15A P40)

REF NO.	PART NO.	DESCRIPTION	Q'TY	REMARKS
1	11110-90L40	CYLINDER HEAD	1	
2	11141-93960	GASKET, CYLINDER HEAD	1	
3	01580-08407	BOLT	10	
4	11300-90L20	CYLINDER ASSY	1	
5	04211-09109	.KNOCK PIN	2	
6	01560-06657	.BOLT	2	
7	01560-06457	.BOLT	2	
8	01560-08457	.BOLT	6	
9	14151-90L00	GASKET, EXHAUST COVER	2	
10	14131-90L10	PLATE, EXHAUST COVER	1	
11	14141-90L10	COVER, EXHAUST	1	
12	01550-06307	BOLT	9	
13	17681-90L10	COVER, THERMOSTAT	1	
14	17685-91D00	GASKET, THERMOSTAT COVER	1	
15	01550-06357	BOLT	3	
16	17670-93962	THERMOSTAT (50sC)	1	

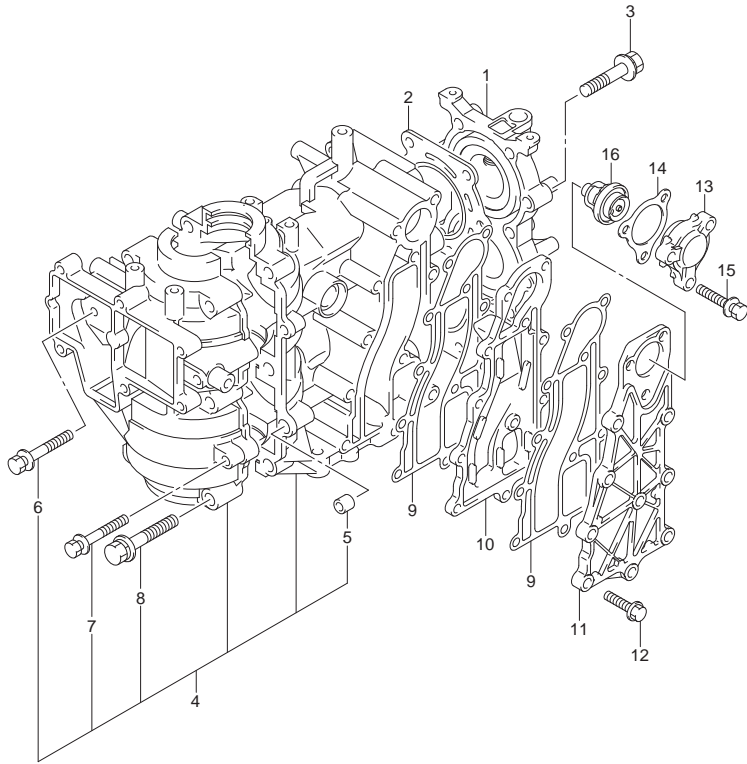


FIG.112E

FIG.112E (1-B-11) CYLINDER (DT15AK P36)

REF NO.	PART NO.	DESCRIPTION	Q'TY	REMARKS
1	11110-90L50	CYLINDER HEAD	1	
2	11141-93960	GASKET, CYLINDER HEAD	1	
3	01580-08407	BOLT	10	
4	11300-90L20	CYLINDER ASSY	1	
5	04211-09109	.KNOCK PIN	2	
6	01560-06657	.BOLT	2	
7	01560-06457	.BOLT	2	
8	01560-08457	.BOLT	6	
9	14151-90L00	GASKET, EXHAUST COVER	2	
10	14131-90L10	PLATE, EXHAUST COVER	1	
11	14141-90L10	COVER, EXHAUST	1	
12	01550-06307	BOLT	9	
13	17681-90L10	COVER, THERMOSTAT	1	
14	17685-91D00	GASKET, THERMOSTAT COVER	1	
15	01550-06357	BOLT	3	
16	17670-94402	THERMOSTAT (60sC)	1	

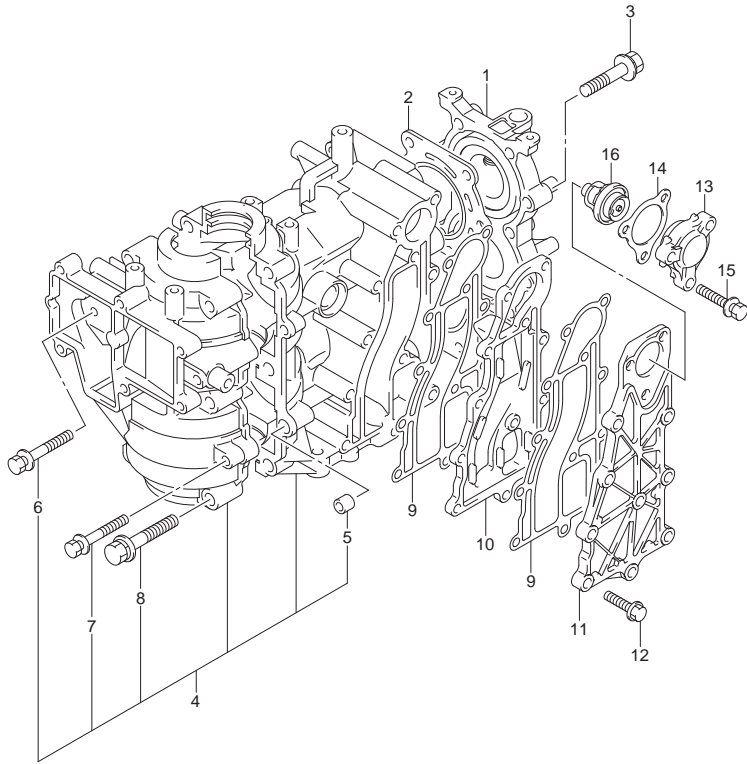


FIG.116A

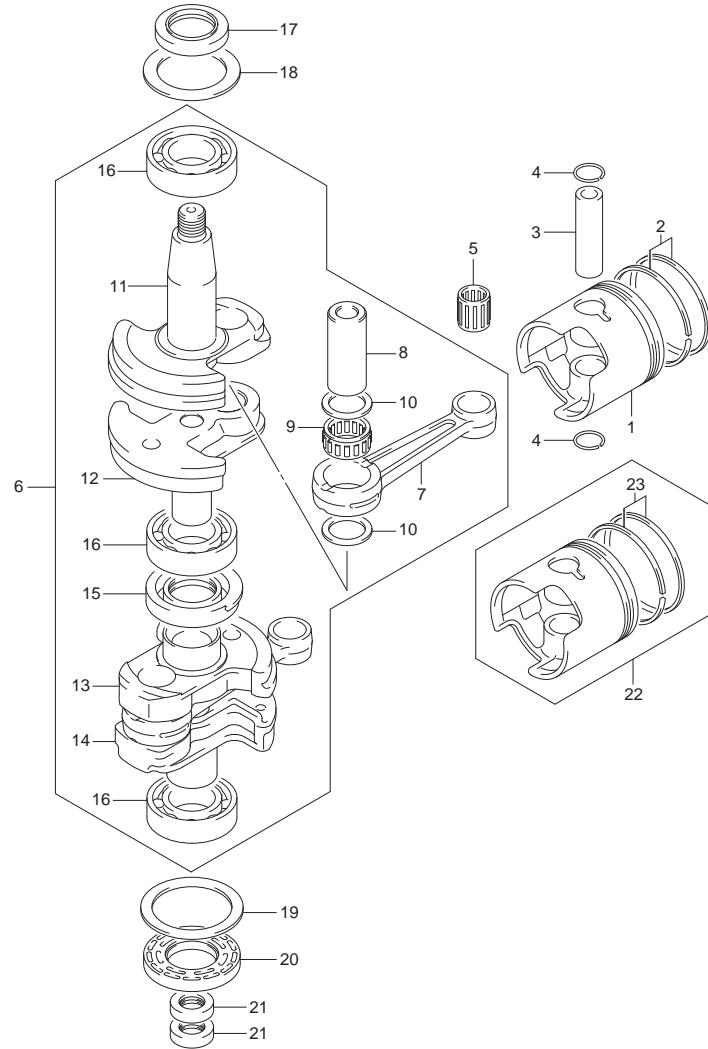


FIG.116A (1-B-12) CRANKSHAFT

REF NO.	PART NO.	DESCRIPTION	Q'TY	REMARKS
1	12110-90L00-0B0	PISTON	2	
2	12140-90L00	RING SET, PISTON	2	
3	12151-93100	PIN, PISTON	2	
4	09381-14001	SNAP RING	4	
5	09263-14022	BEARING (14X18X19.8)	2	
6	12200-95L00	CRANKSHAFT ASSY	1	
7	12161-90L00	.ROD, CONNECTING	2	
8	12211-93900	.PIN, CRANK	2	
9	09263-20L03	.BEARING (20X27X16)	2	
10	09160-20052	.WASHER (20X34X1)	4	
11	12221-95L00	.CRANKSHAFT, UPPER	1	
12	12231-95L00	.WHEEL, MIDDLE UPPER	1	
13	12232-95L00	.WHEEL, MIDDLE UNDER	1	
14	12240-95L00	.CRANKSHAFT, UNDER	1	
15	09289-30L01	.OIL SEAL (30X56.5X10)	1	
16	09262-25L09	.BEARING (25X52X15)	3	
17	09283-25035	OIL SEAL (25X40X7)	1	
18	09160-36003	WASHER (36X52X1)	1	
19	09160-46004	WASHER (44X57X2)	1	
20	09283-25075	OIL SEAL (25X52X7)	1	
21	09282-12L04	OIL SEAL (12X25X7)	2	
22	12100-90L00-050	PISTON/RING SET (OS:0.50)	2	OPT
23	12140-93140-050	.RING SET, PISTON (OS:0.50)	2	OPT

FIG.125A

FIG.125A (1-B-13) INLET CASE (DT9.9A P40)

REF NO.	PART NO.	DESCRIPTION	Q'TY	REMARKS
1	13150-95L00	REED VALVE ASSY	1	
2	13153-90L00	.REED VALVE	2	
3	13152-95L00	.STOPPER, REED VALVE	2	
4	02112-3306A	.SCREW	6	
5	12481-90L00	CASE, INLET	1	
6	01550-06357	BOLT	4	
7	13811-93950	CASE, SILENCER	1	
8	13812-93900	COVER, SILENCER	1	
9	03542-05169	SCREW	3	
10	13125-91D00	GASKET, CARBURETOR	1	
11	12485-93900	PIECE, INLET CASE	1	
12	13633-93900	LEVER, CHOKE	1	
13	09148-06008	NUT	1	
14	01550-06907	BOLT	2	
15	09160-06066	WASHER (6.5X20X1.6)	2	
16	01421-06307	STUD BOLT	2	
17	08316-10067	NUT	2	

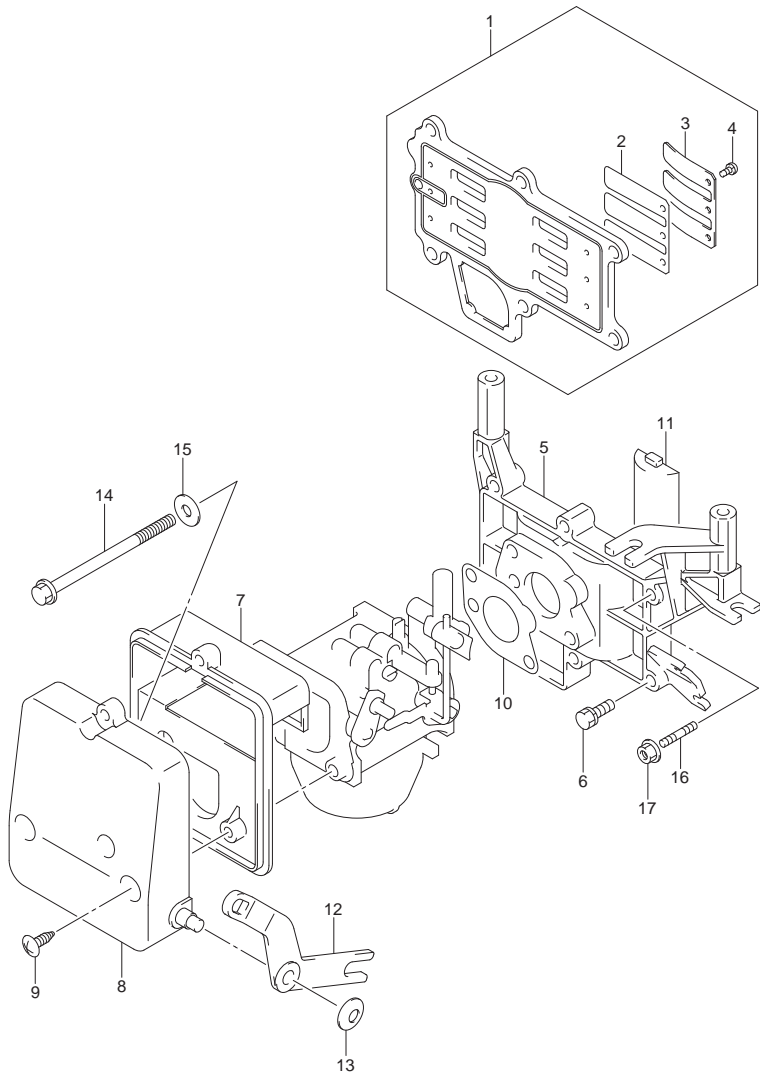


FIG.125B

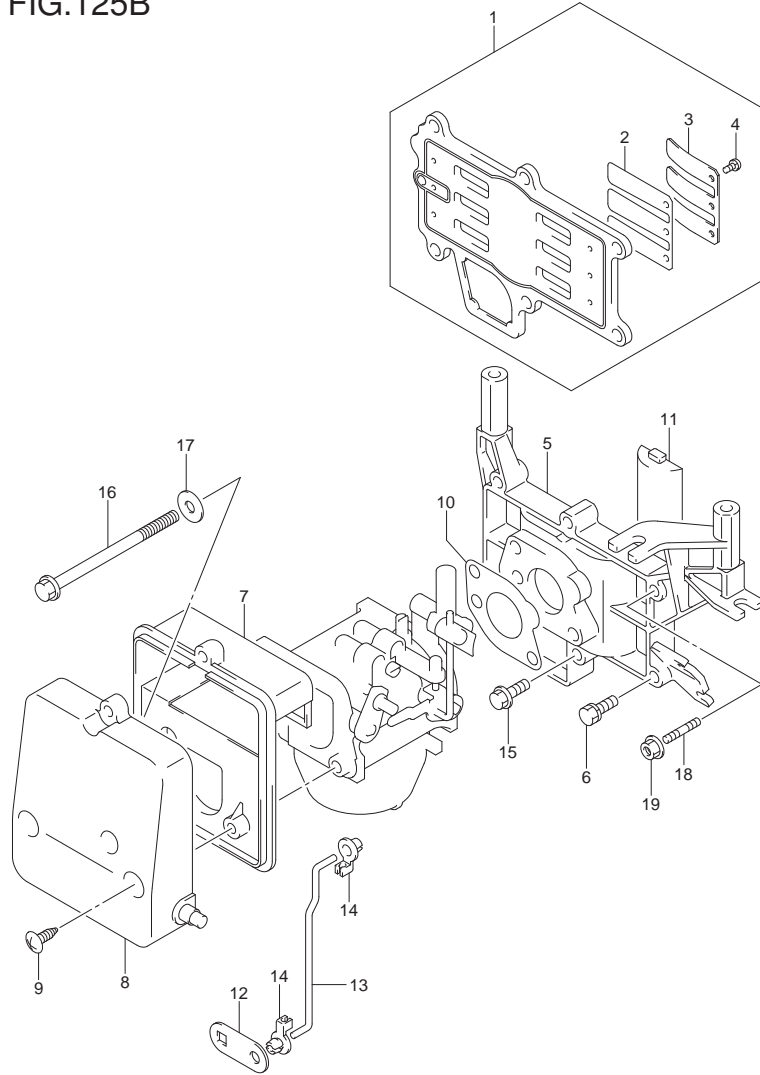


FIG.125B (1-B-14) INLET CASE (DT9.9AK P40)

REF NO.	PART NO.	DESCRIPTION	Q'TY	REMARKS
1	13150-90L20	REED VALVE ASSY	1	
2	13153-90L00	.REED VALVE	2	
3	13152-90L20	.STOPPER, REED VALVE	2	
4	02112-3306A	.SCREW	6	
5	12481-90L00	CASE, INLET	1	
6	01550-06357	BOLT	4	
7	13811-93950	CASE, SILENCER	1	
8	13812-93900	COVER, SILENCER	1	
9	03542-05169	SCREW	3	
10	13125-91D00	GASKET, CARBURETOR	1	
11	12485-93900	PIECE, INLET CASE	1	
12	13633-93950	LEVER, CHOKE	1	
13	13634-93952	ROD, CHOKE LEVER	1	
14	13635-93950	CONNECTOR, CHOKE	2	
15	01550-05127	BOLT	1	
16	01550-06907	BOLT	2	
17	09160-06066	WASHER (6.5X20X1.6)	2	
18	01421-06307	STUD BOLT	2	
19	08316-10067	NUT	2	

FIG.125C

FIG.125C (1-B-15) INLET CASE (DT9.9AK P36)

REF NO.	PART NO.	DESCRIPTION	Q'TY	REMARKS
1	13150-90L20	REED VALVE ASSY	1	
2	13153-90L00	.REED VALVE	2	
3	13152-90L20	.STOPPER, REED VALVE	2	
4	02112-3306A	.SCREW	6	
5	12481-90L00	CASE, INLET	1	
6	01550-06357	BOLT	4	
7	13811-93950	CASE, SILENCER	1	
8	13812-93900	COVER, SILENCER	1	
9	03542-05169	SCREW	3	
10	13125-91D00	GASKET, CARBURETOR	1	
11	12485-93900	PIECE, INLET CASE	1	
12	13633-93950	LEVER, CHOKE	1	
13	13634-93952	ROD, CHOKE LEVER	1	
14	13635-93950	CONNECTOR, CHOKE	2	
15	01550-05127	BOLT	1	
16	01550-06907	BOLT	2	
17	09160-06066	WASHER (6.5X20X1.6)	2	
18	01421-06307	STUD BOLT	2	
19	08316-10067	NUT	2	

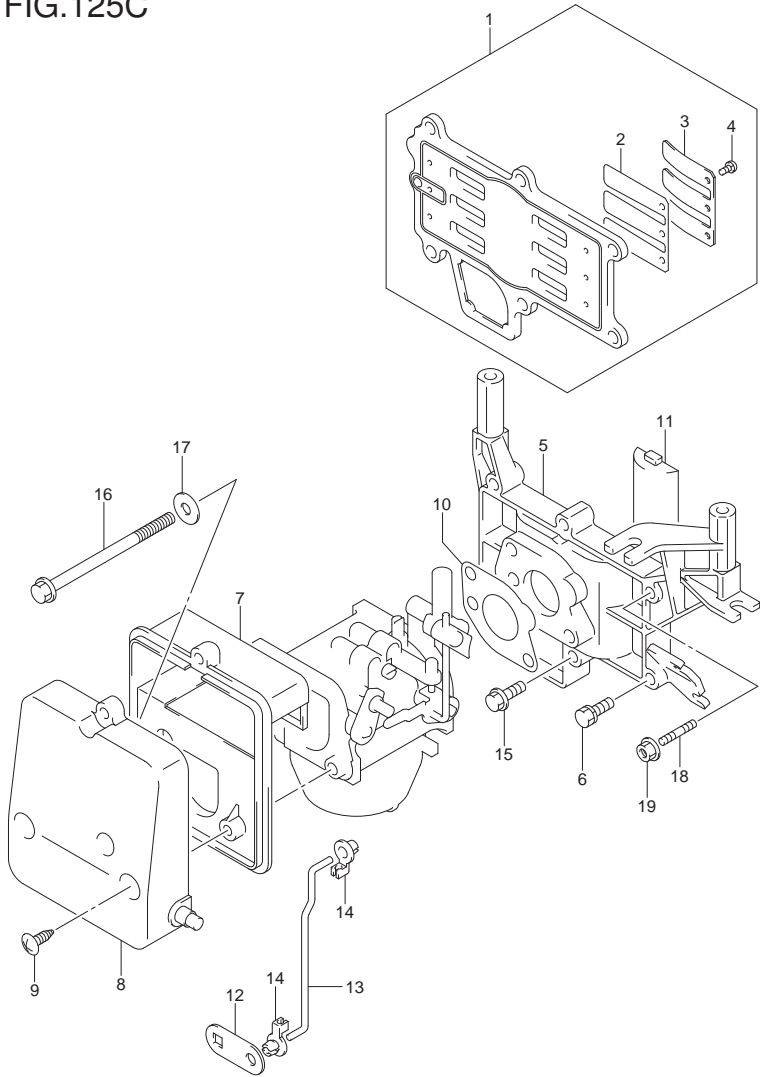


FIG.125D

FIG.125D (1-C-2) INLET CASE (DT15A P40)

REF NO.	PART NO.	DESCRIPTION	Q'TY	REMARKS
1	13150-90L00	REED VALVE ASSY	1	
2	13153-90L00	.REED VALVE	2	
3	13152-90L00	.STOPPER, REED VALVE	2	
4	02112-3306A	.SCREW	6	
5	12481-90L00	CASE, INLET	1	
6	01550-06357	BOLT	4	
7	13811-93950	CASE, SILENCER	1	
8	13812-93900	COVER, SILENCER	1	
9	03542-05169	SCREW	3	
10	13125-91D00	GASKET, CARBURETOR	1	
11	12485-93900	PIECE, INLET CASE	1	
12	13633-93900	LEVER, CHOKE	1	
13	09148-06008	NUT	1	
14	01550-06907	BOLT	2	
15	09160-06066	WASHER (6.5X20X1.6)	2	
16	01421-06307	STUD BOLT	2	
17	08316-10067	NUT	2	

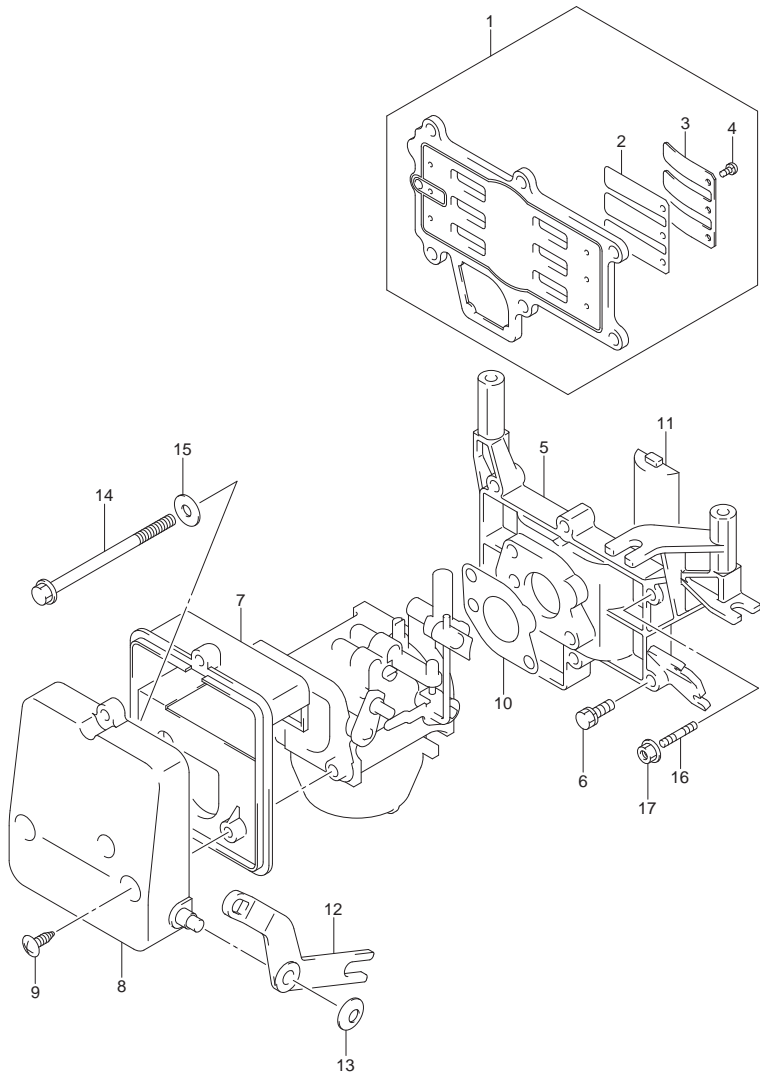




FIG.125E

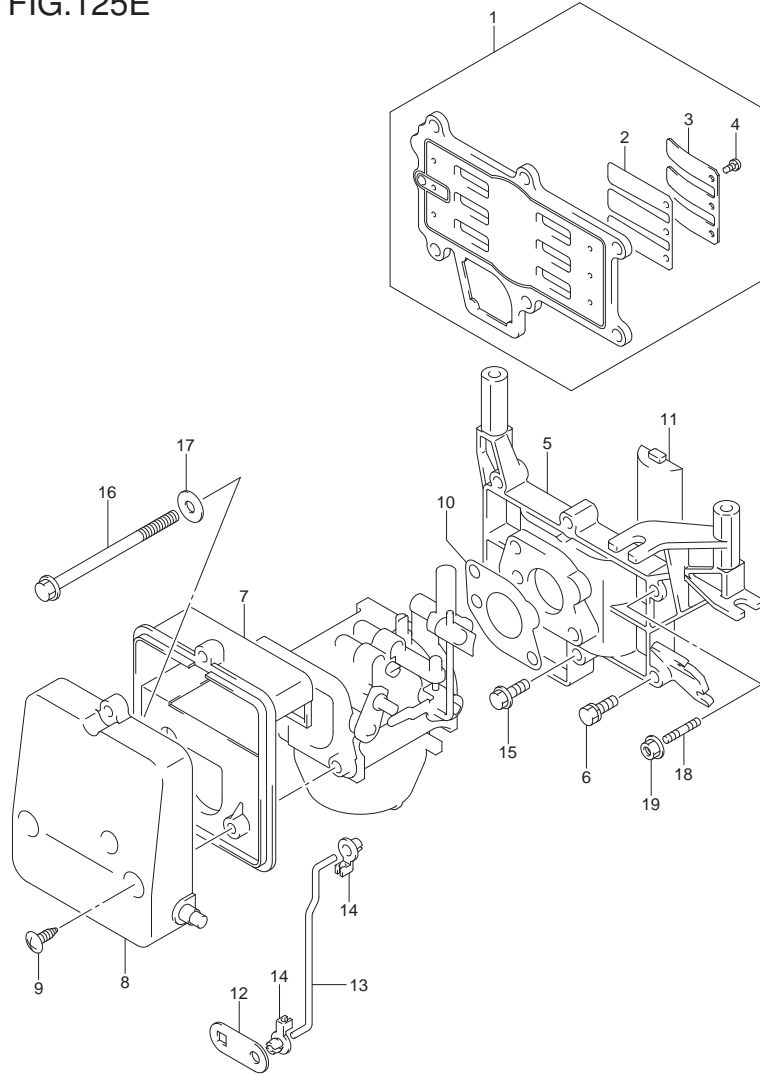


FIG.125E (1-C-3) INLET CASE (DT15AK P36)

REF NO.	PART NO.	DESCRIPTION	Q'TY	REMARKS
1	13150-90L00	REED VALVE ASSY	1	
2	13153-90L00	.REED VALVE	2	
3	13152-90L00	.STOPPER, REED VALVE	2	
4	02112-3306A	.SCREW	6	
5	12481-90L00	CASE, INLET	1	
6	01550-06357	BOLT	4	
7	13811-93950	CASE, SILENCER	1	
8	13812-93900	COVER, SILENCER	1	
9	03542-05169	SCREW	3	
10	13125-91D00	GASKET, CARBURETOR	1	
11	12485-93900	PIECE, INLET CASE	1	
12	13633-93950	LEVER, CHOKE	1	
13	13634-93952	ROD, CHOKE LEVER	1	
14	13635-93950	CONNECTOR, CHOKE	2	
15	01550-05127	SCREW	1	
16	01550-06907	BOLT	2	
17	09160-06066	WASHER (6.5X20X1.6)	2	
18	01421-06307	STUD BOLT	2	
19	08316-10067	NUT	2	

FIG.128A

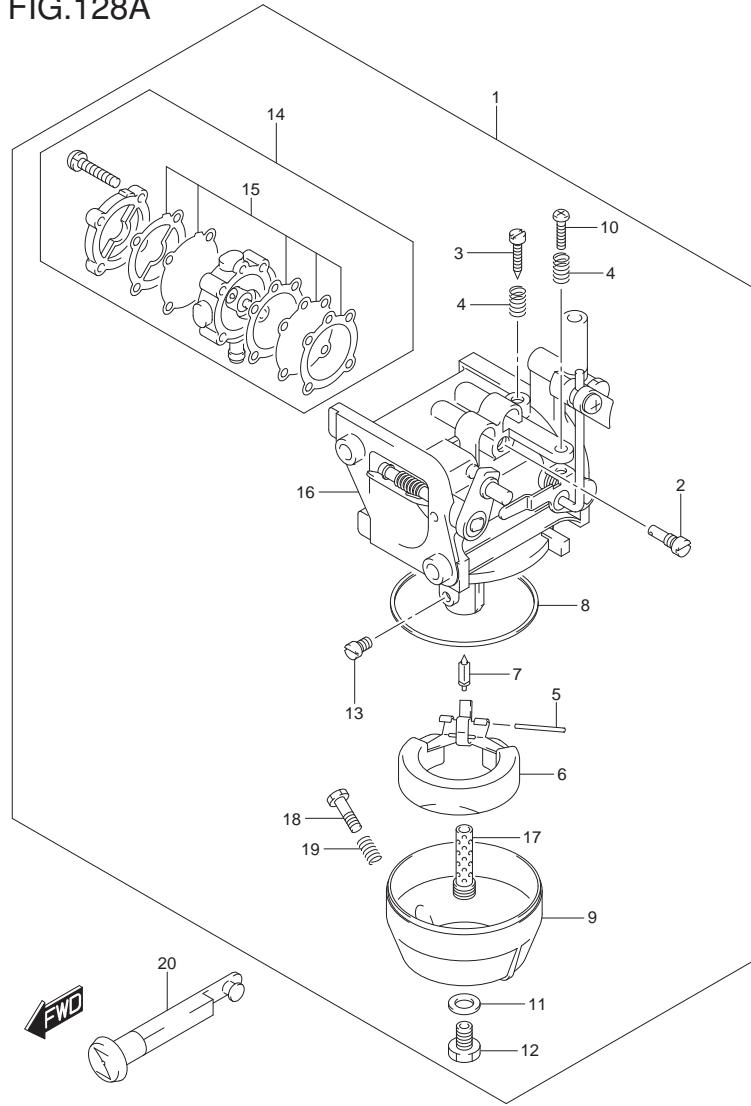


FIG.128A (1-C-4) CARBURETOR (DT9.9A P40)

REF NO.	PART NO.	DESCRIPTION	Q'TY	REMARKS
1	13200-91D21	CARBURETOR ASSY	1	
2	09492-57003	.JET, PILOT	1	
3	13661-93900	.SCREW, PILOT	1	
4	13268-96111	.SPRING, THROTTLE	2	
5	13254-98100	.PIN, FLOAT	1	
6	13250-98110	.FLOAT	1	
7	13371-98100	.NEEDLE	1	
8	13251-98100	.GASKET, FLOAT CHAMBER	1	
9	13245-98110	.CHAMBER, FLOAT	1	
10	13267-93900	.SCREW, THROTTLE STOP	1	
11	13343-98100	.GASKET	1	
12	13613-98100	.BOLT	1	
13	09491-25014	.JET, MAIN (125)	1	
14	15100-93911	.PUMP ASSY, SET	1	
15	15170-93911	.DIAPHRAGM SET	1	
16	13521-93910	.RING	1	
17	13235-91D00	.NOZZLE, MAIN	1	
18	13616-93900	.ADJUSTER	1	
19	13268-96111	.SPRING	1	
20	13631-93910	KNOB, CHOKE LEVER	1	

FIG.128B

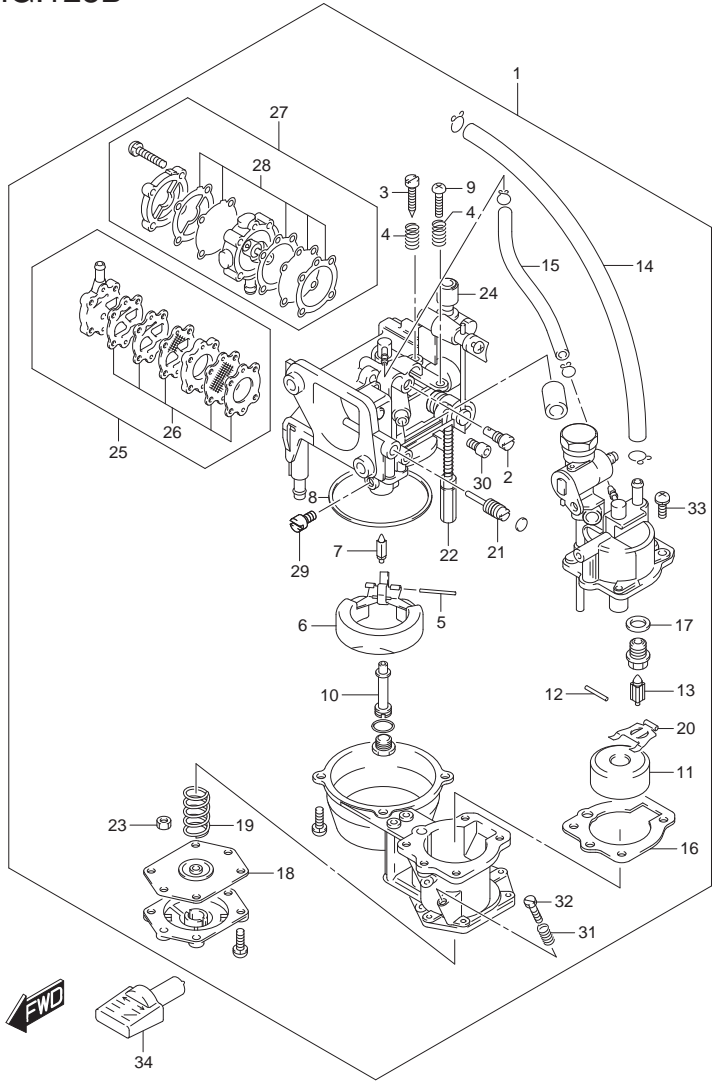


FIG.128B (1-C-5) CARBURETOR (DT9.9AK P40)

REF NO.	PART NO.	DESCRIPTION	Q'TY	REMARKS
1	13200-939H1	CARBURETOR ASSY	1	
2	09492-55009	.JET, PILOT	1	
3	13661-93900	.SCREW, PILOT	1	
4	13268-96111	.SPRING, THROTTLE	2	
5	13254-98100	.PIN, FLOAT	1	
6	13250-98110	.FLOAT	1	
7	13371-98100	.NEEDLE	1	
8	13251-98100	.GASKET, FLOAT CHAMBER	1	
9	13267-93900	.SCREW, THROTTLE STOP	1	
10	13235-93950	.NOZZLE	1	
11	13270-94350	.FLOAT	1	
12	13254-98410	.PIN	1	
13	13370-94350	.VALVE ASSY, NEEDLE	1	
14	09355-45855-600	.HOSE (4.5X8.5X600)	1	
15	13652-93950	.HOSE	1	
16	13265-93950	.GASKET	1	
17	13392-58600	.PACKING	1	
18	13450-93950	.MEMBRANE ASSY	1	
19	13441-94350	.SPRING	1	
20	13282-94350	.ARM	1	
21	13443-94350	.VALVE ASSY	1	
22	13599-95211	.NUT	1	
23	13599-95210	.NUT	1	
24	13521-93910	.RING	1	
25	15100-93951	.PUMP ASSY, FUEL	1	GASOLINE
26	15170-93951	..DIAPHRAGM SET	1	GASOLINE
27	15100-93911	.PUMP ASSY, FUEL	1	KEROSENE
28	15170-93911	..DIAPHRAGM SET	1	KEROSENE
29	09491-20025	.JET, MAIN (102.5)	1	
30	09493-32003	.JET AIR (1.6)	1	
31	13268-96111	.SPRING	2	
32	13616-93900	.ADJUSTER	1	
33	13249-93900	.SCREW	8	
34	13631-93960	KNOB, CHOKE LEVER	1	

FIG.128C

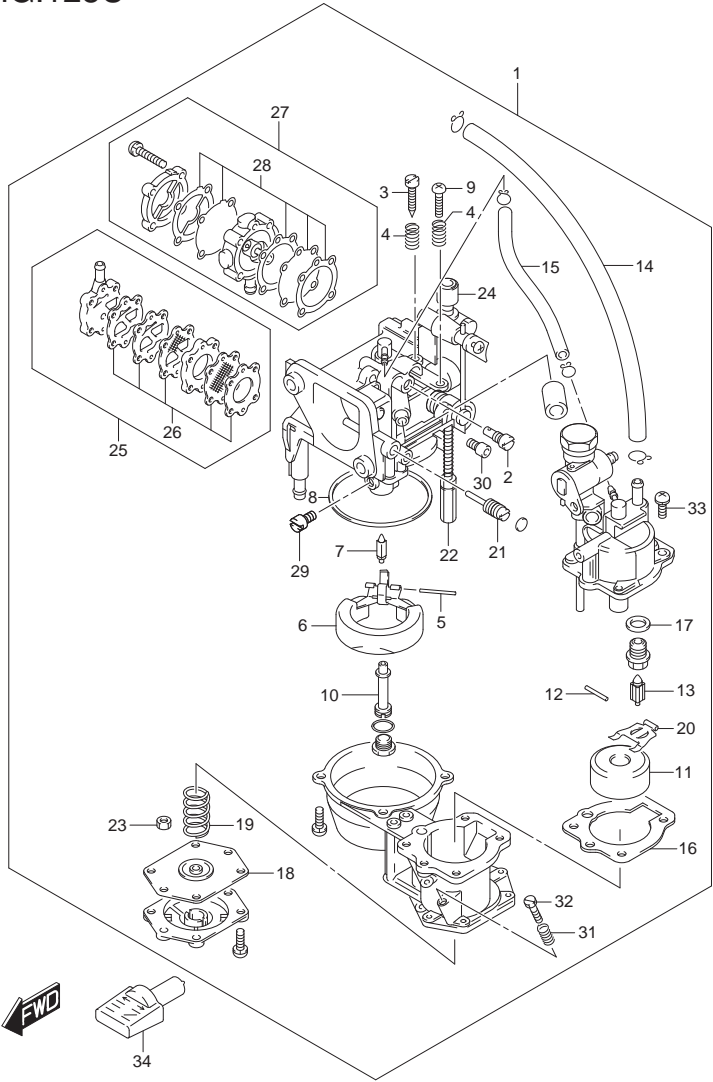


FIG.128C (1-C-6) CARBURETOR (DT9.9AK P36)

REF NO.	PART NO.	DESCRIPTION	Q'TY	REMARKS
1	13200-939B1	CARBURETOR ASSY	1	
2	09492-40010	.JET, PILOT	1	
3	13661-93900	.SCREW, PILOT	1	
4	13268-96111	.SPRING, THROTTLE	2	
5	13254-98100	.PIN, FLOAT	1	
6	13250-98110	.FLOAT	1	
7	13371-98100	.NEEDLE	1	
8	13251-98100	.GASKET, FLOAT CHAMBER	1	
9	13267-93900	.SCREW, THROTTLE STOP	1	
10	13235-93950	.NOZZLE	1	
11	13270-94350	.FLOAT	1	
12	13254-98410	.PIN	1	
13	13370-94350	.VALVE ASSY, NEEDLE	1	
14	09355-45855-600	.HOSE (4.5X8.5X600)	1	
15	13652-93950	.HOSE	1	
16	13265-93950	.GASKET	1	
17	13392-58600	.PACKING	1	
18	13450-93950	.MEMBRANE ASSY	1	
19	13441-94350	.SPRING	1	
20	13282-94350	.ARM	1	
21	13443-94350	.VALVE ASSY	1	
22	13599-95211	.NUT	1	
23	13599-95210	.NUT	1	
24	13521-93910	.RING	1	
25	15100-93951	.PUMP ASSY, FUEL	1	GASOLINE
26	15170-93951	.DIAPHRAGM SET	1	GASOLINE
27	15100-93911	.PUMP ASSY, FUEL	1	KEROSENE
28	15170-93911	.DIAPHRAGM SET	1	KEROSENE
29	09491-75008	.JET, MAIN (75)	1	
30	09493-30004	.JET, PILOT AIR (1.5)	1	
31	13268-96111	.SPRING	2	
32	13616-93900	.ADJUSTER	1	
33	13249-93900	.SCREW	8	
34	13631-93960	KNOB, CHOKE LEVER	1	

FIG.128D

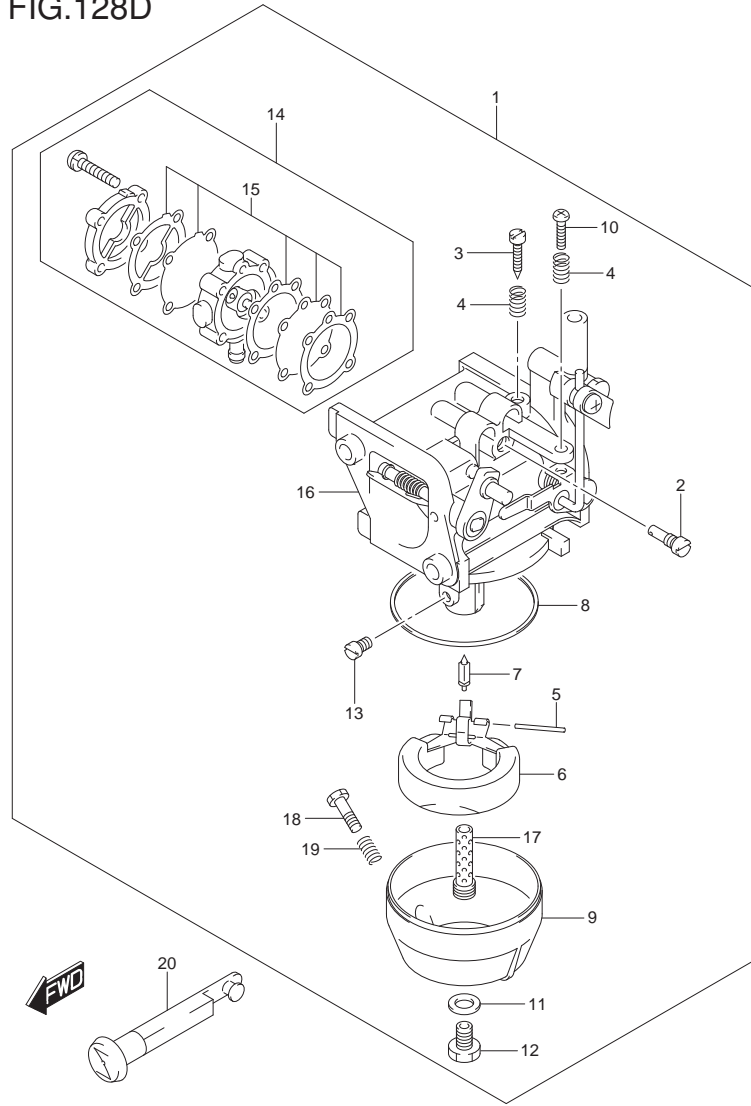


FIG.128D (1-C-7) CARBURETOR (DT15A P40)

REF NO.	PART NO.	DESCRIPTION	Q'TY	REMARKS
1	13200-91D21	CARBURETOR ASSY	1	
2	09492-57003	.JET, PILOT	1	
3	13661-93900	.SCREW, PILOT	1	
4	13268-96111	.SPRING, THROTTLE	2	
5	13254-98100	.PIN, FLOAT	1	
6	13250-98110	.FLOAT	1	
7	13371-98100	.NEEDLE	1	
8	13251-98100	.GASKET, FLOAT CHAMBER	1	
9	13245-98110	.CHAMBER, FLOAT	1	
10	13267-93900	.SCREW, THROTTLE STOP	1	
11	13343-98100	.GASKET	1	
12	13613-98100	.BOLT	1	
13	09491-25014	.JET, MAIN (125)	1	
14	15100-93911	.PUMP ASSY, SET	1	
15	15170-93911	..DIAPHRAGM SET	1	
16	13521-93910	.RING	1	
17	13235-91D00	.NOZZLE, MAIN	1	
18	13616-93900	.ADJUSTER	1	
19	13268-96111	.SPRING	1	
20	13631-93910	KNOB, CHOKE LEVER	1	

FIG.128E

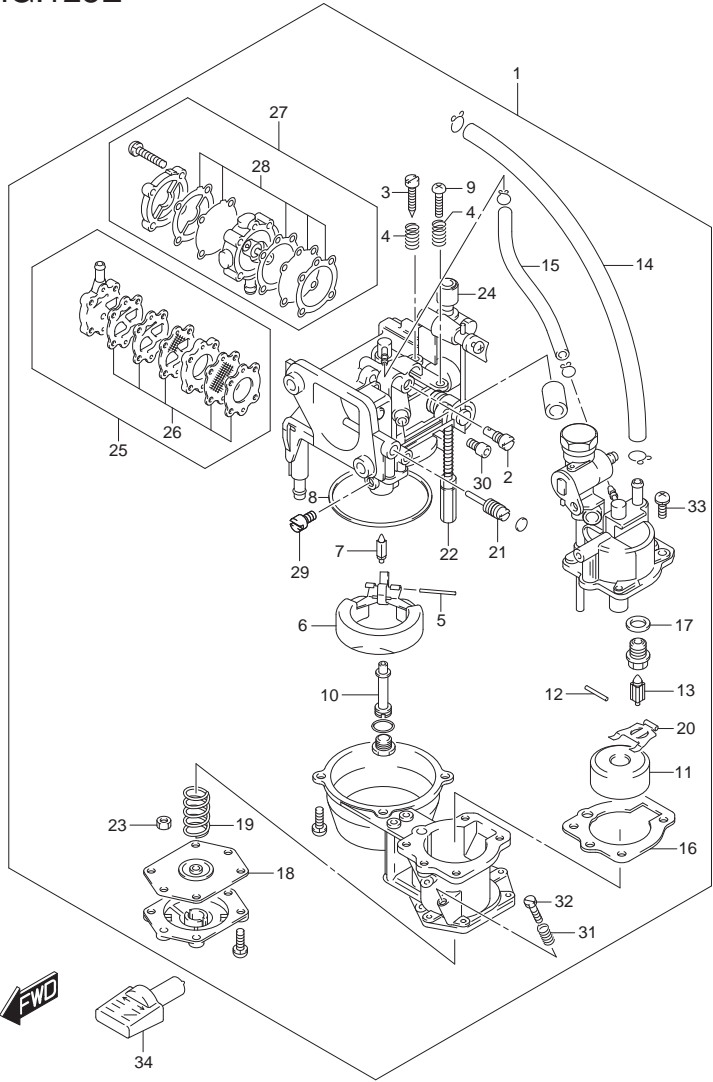


FIG.128E (1-C-8) CARBURETOR (DT15AK P36)

REF NO.	PART NO.	DESCRIPTION	Q'TY	REMARKS
1	13200-939C1	CARBURETOR ASSY	1	
2	09492-50008	.JET, PILOT	1	
3	13661-93900	.SCREW, PILOT	1	
4	13268-96111	.SPRING, THROTTLE	2	
5	13254-98100	.PIN, FLOAT	1	
6	13250-98110	.FLOAT	1	
7	13371-98100	.NEEDLE	1	
8	13251-98100	.GASKET, FLOAT CHAMBER	1	
9	13267-93900	.SCREW, THROTTLE STOP	1	
10	13235-93950	.NOZZLE	1	
11	13270-94350	.FLOAT	1	
12	13254-98410	.PIN	1	
13	13370-94350	.VALVE ASSY, NEEDLE	1	
14	09355-45855-600	.HOSE (4.5X8.5X600)	1	
15	13652-93950	.HOSE	1	
16	13265-93950	.GASKET	1	
17	13392-58600	.PACKING	1	
18	13450-93950	.MEMBRANE ASSY	1	
19	13441-94350	.SPRING	1	
20	13282-94350	.ARM	1	
21	13443-94350	.VALVE ASSY	1	
22	13599-95211	.NUT	1	
23	13599-95210	.NUT	1	
24	13521-93910	.RING	1	
25	15100-93951	.PUMP ASSY, FUEL	1	GASOLINE
26	15170-93951	.DIAPHRAGM SET	1	GASOLINE
27	15100-93911	.PUMP ASSY, FUEL	1	KEROSENE
28	15170-93911	.DIAPHRAGM SET	1	KEROSENE
29	09491-20019	.JET, MAIN (100)	1	
30	09493-32003	.JET AIR (1.6)	1	
31	13268-96111	.SPRING	2	
32	13616-93900	.ADJUSTER	1	
33	13249-93900	.SCREW	8	
34	13631-93960	KNOB, CHOKE LEVER	1	

FIG.141A

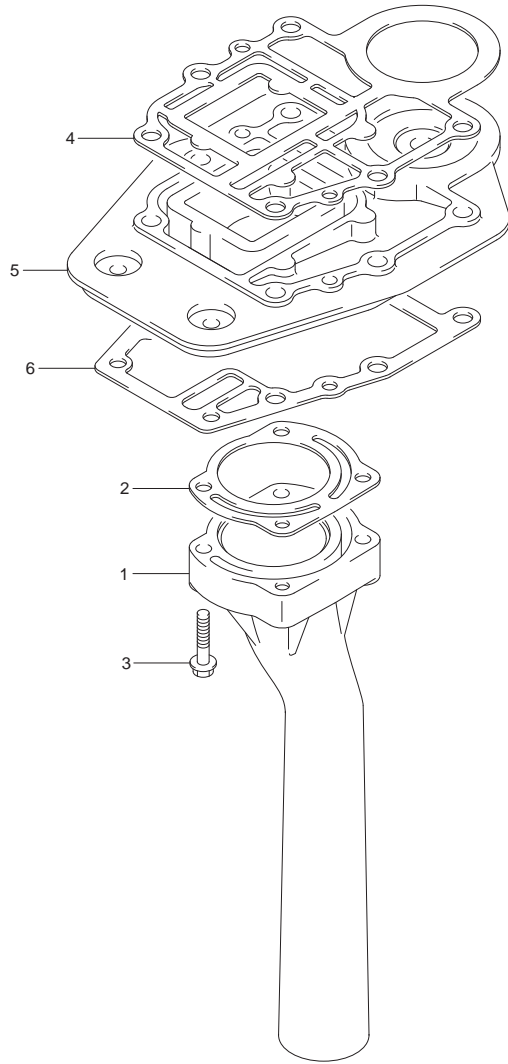


FIG.141A (1-C-9) EXHAUST TUBE

REF NO.	PART NO.	DESCRIPTION	Q'TY	REMARKS
1	14211-90L00	TUBE, EXHAUST	1	
2	14213-93910	GASKET, EXHAUST TUBE	1	
3	09116-06232	BOLT (6X30)	4	
4	11433-90L00	GASKET, UNDER OIL SEAL HOUSING	1	
5	11431-95L00	HOUSING, UNDER OIL SEAL	1	
6-1	52113-95L00	GASKET, DRIVE SHAFT HOUSING	1	W/TRANSOM(S)
6-2	52113-93910	GASKET, DRIVE SHAFT HOUSING	1	W/TRANSOM(L)

FIG.146A

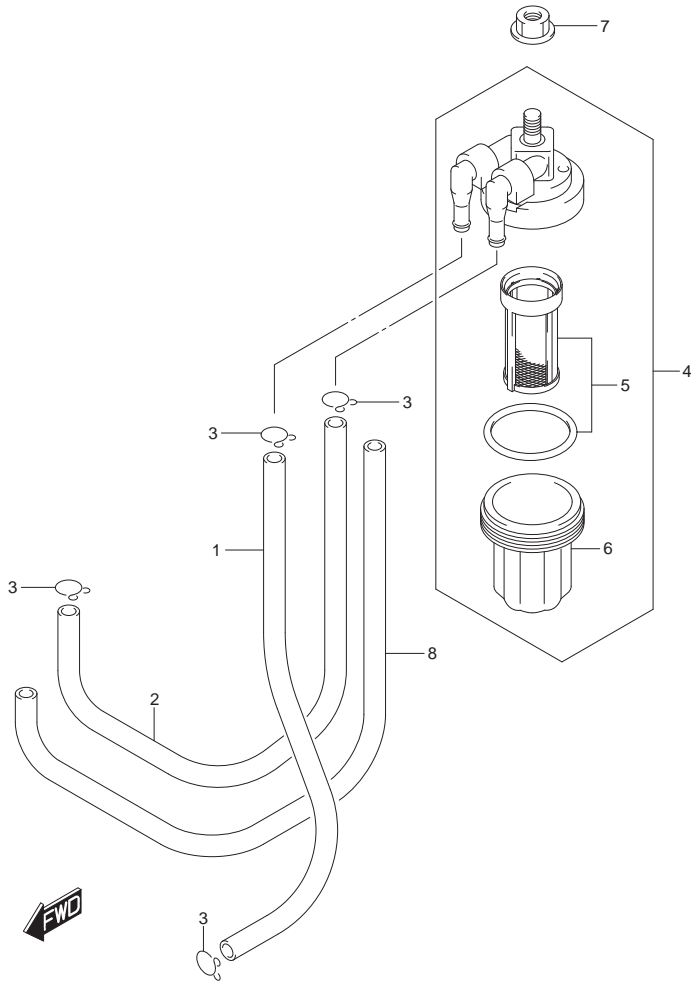


FIG.146A (1-C-10) FUEL PUMP (DT9.9A P40)

REF NO.	PART NO.	DESCRIPTION	Q'TY	REMARKS
1	15211-91J00-125	HOSE, FUEL GAS (CONN TO FILTER)	1	
2	15211-91J00-270	HOSE, FUEL GAS (FILTER TO PUMP)	1	
3	09401-08410	CLIP	4	
4	15410-94400	FILTER ASSY, FUEL	1	
5	15430-87D10	.ELEMENT SET	1	
6	15413-87D10	.CUP	1	
7	08316-10087	NUT	1	
8	18498-94JL0-230	PROTECTOR,FUEL HOSE	1	



FIG.146B

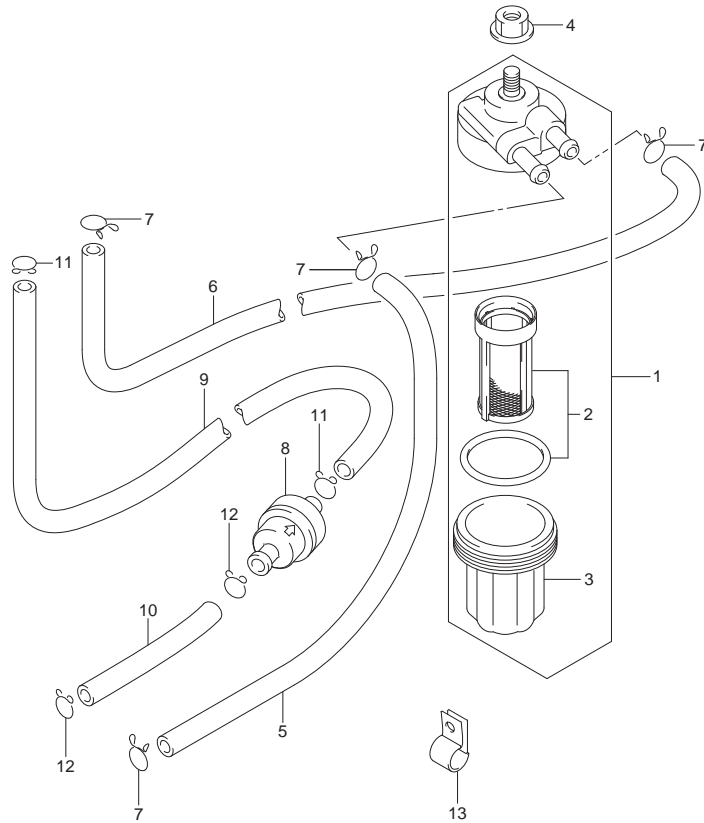


FIG.146B (1-C-11) FUEL PUMP (DT9.9AK P40)

REF NO.	PART NO.	DESCRIPTION	Q'TY	REMARKS
1	15410-94400	FILTER ASSY, FUEL	1	KEROSENE
2	15430-87D10	.ELEMENT SET	1	
3	15413-87D10	.CUP	1	
4	08316-10087	NUT	1	
5	09355-50108-130	HOSE	1	KEROSENE CONN TO FILTER
6	09355-50108-250	HOSE	1	KEROSENE FILTER TO PUMP
7	59412-91J00	CLIP, FUEL HOSE	4	KEROSENE
8	15410-94350	FILTER, FUEL	1	GASOLINE
9-1	15211-91J00-110	HOSE, WATER INSP	1	GASOLINE UP TO VIN.410783
9-2	09355-50108-110	HOSE, WATER INSP	1	GASOLINE FROM VIN.410784
10	09352-70113-600	HOSE (7X11X600)	1	L:600->60 GASOLINE
11-1	09401-08410	CLIP	2	GASOLINE UP TO VIN.410783
11-2	59412-91J00	CLIP	2	GASOLINE FROM VIN.410784
12	09401-11403	CLIP	2	GASOLINE
13	09403-13408	CLAMP	1	KEROSENE



FIG.146C

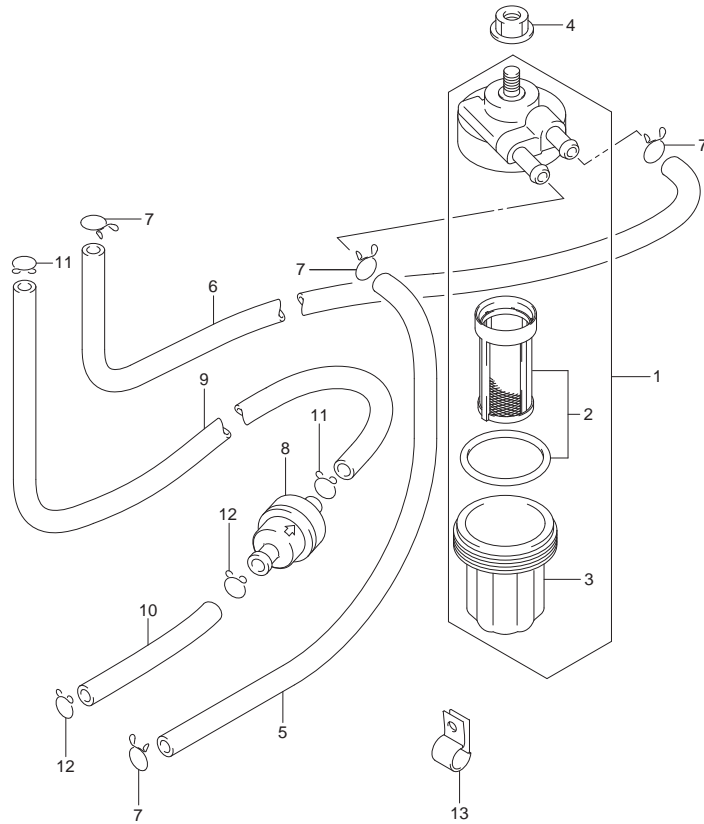


FIG.146C (1-C-12) FUEL PUMP (DT9.9AK P36)

REF NO.	PART NO.	DESCRIPTION	Q'TY	REMARKS
1	15410-94400	FILTER ASSY, FUEL	1	KEROSENE
2	15430-87D10	.ELEMENT SET	1	
3	15413-87D10	.CUP	1	
4	08316-10087	NUT	1	
5	09355-50108-130	HOSE	1	KEROSENE CONN TO FILTER
6	09355-50108-250	HOSE	1	KEROSENE FILTER TO PUMP
7	59412-91J00	CLIP, FUEL HOSE	4	KEROSENE
8	15410-94350	FILTER, FUEL	1	GASOLINE
9-1	15211-91J00-110	HOSE, WATER INSP	1	GASOLINE UP TO VIN.410783
9-2	09355-50108-110	HOSE, WATER INSP	1	GASOLINE FROM VIN.410784
10	09352-70113-600	HOSE (7X11X600)	1	L:600->60 GASOLINE
11-1	09401-08410	CLIP	2	GASOLINE UP TO VIN.410783
11-2	59412-91J00	CLIP	2	GASOLINE FROM VIN.410784
12	09401-11403	CLIP	2	GASOLINE
13	09403-13408	CLAMP	1	KEROSENE

FIG.146D

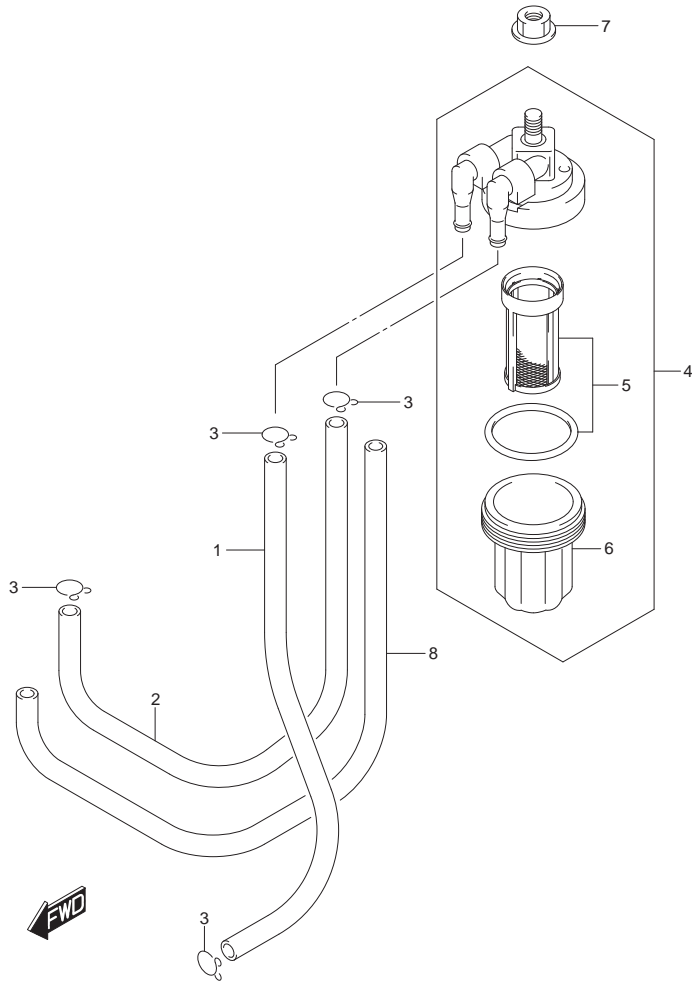


FIG.146D (1-C-13) FUEL PUMP (DT15A P40)

REF NO.	PART NO.	DESCRIPTION	Q'TY	REMARKS
1	15211-91J00-125	HOSE, FUEL GAS (CONN TO FILTER)	1	
2	15211-91J00-270	HOSE, FUEL GAS (FILTER TO PUMP)	1	
3	09401-08410	CLIP	4	
4	15410-94400	FILTER ASSY, FUEL	1	
5	15430-87D10	.ELEMENT SET	1	
6	15413-87D10	.CUP	1	
7	08316-10087	NUT	1	
8	18498-94JL0-230	PROTECTOR,FUEL HOSE	1	

FIG.146E

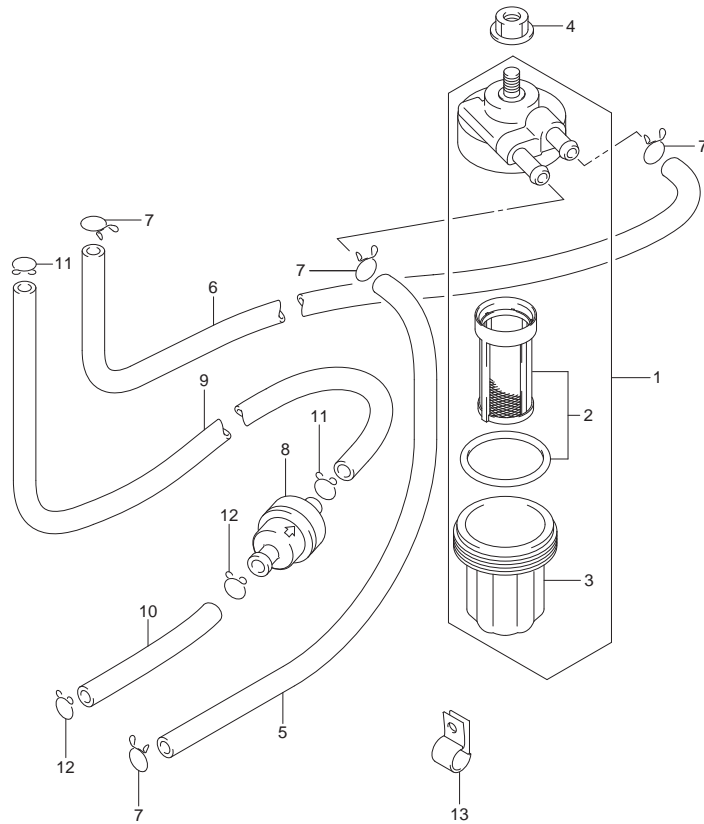


FIG.146E (1-C-14) FUEL PUMP (DT15AK P36)

REF NO.	PART NO.	DESCRIPTION	Q'TY	REMARKS
1	15410-94400	FILTER ASSY, FUEL	1	KEROSENE
2	15430-87D10	.ELEMENT SET	1	
3	15413-87D10	.CUP	1	
4	08316-10087	NUT	1	
5	09355-50108-130	HOSE	1	KEROSENE CONN TO FILTER
6	09355-50108-250	HOSE	1	KEROSENE FILTER TO PUMP
7	59412-91J00	CLIP, FUEL HOSE	4	KEROSENE
8	15410-94350	FILTER, FUEL	1	GASOLINE
9-1	15211-91J00-110	HOSE, WATER INSP	1	GASOLINE UP TO VIN.410124
9-2	09355-50108-110	HOSE, WATER INSP	1	GASOLINE FROM VIN.410125
10	09352-70113-600	HOSE (7X11X600)	1	L:600->60 GASOLINE
11-1	09401-08410	CLIP	2	GASOLINE UP TO VIN.410124
11-2	59412-91J00	CLIP	2	GASOLINE FROM VIN.410125
12	09401-11403	CLIP	2	GASOLINE
13	09403-13408	CLAMP	1	KEROSENE

FIG.160A

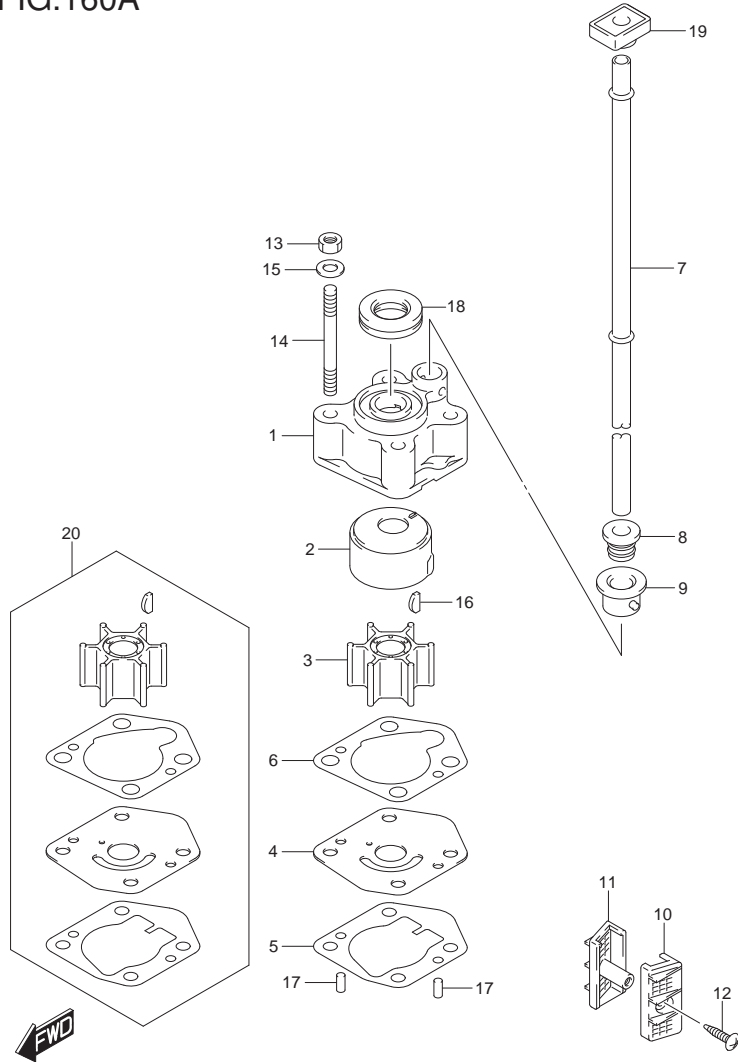


FIG.160A (1-C-15) WATER PUMP (DT9.9A P40)

REF NO.	PART NO.	DESCRIPTION	Q'TY	REMARKS
1	17411-94J00	CASE, WATER PUMP	1	
2	17413-94J10	SLEEVE, WATER PUMP CASE	1	
3	17461-939M0	IMPELLER, WATER PUMP	1	
4	17471-99J10	PANEL, PUMP CASE UNDER	1	
5	17472-90L00	GASKET, PUMP CASE PANEL	1	
6	17473-94J00	GASKET, WATER PUMP CASE	1	
7-1	17561-90L10	TUBE, WATER (S)	1	W/TRANSOM(S)
7-2	17561-90L00	TUBE, WATER (L)	1	W/TRANSOM(L)
8	17563-94J00	GROMMET, WATER TUBE	1	
9	17564-93900	BUSH, WATER PUMP CASE	1	
10	17631-99J20	FILTER, WATER PORT SIDE	1	
11	17632-99J30	FILTER, WATER STBD SIDE	1	
12	03141-0416A	SCREW	1	
13	29141-93J00	NUT, WATER PUMP CASE	4	
14	09108-06141	STUD BOLT	4	
15	09160-06082	WASHER (6.5X13X1.0)	4	
16	09420-03009	KEY	1	
17	09202-04008	PIN (D:4,L:9)	2	
18	17417-93910	GROMMET, PUMP CASE	1	
19	17563-93900	RUBBER, WATER TUBE, UPPER	1	
20	17400-90L01	KIT, WATER PUMP REPAIR	1	OPT

FIG.160B

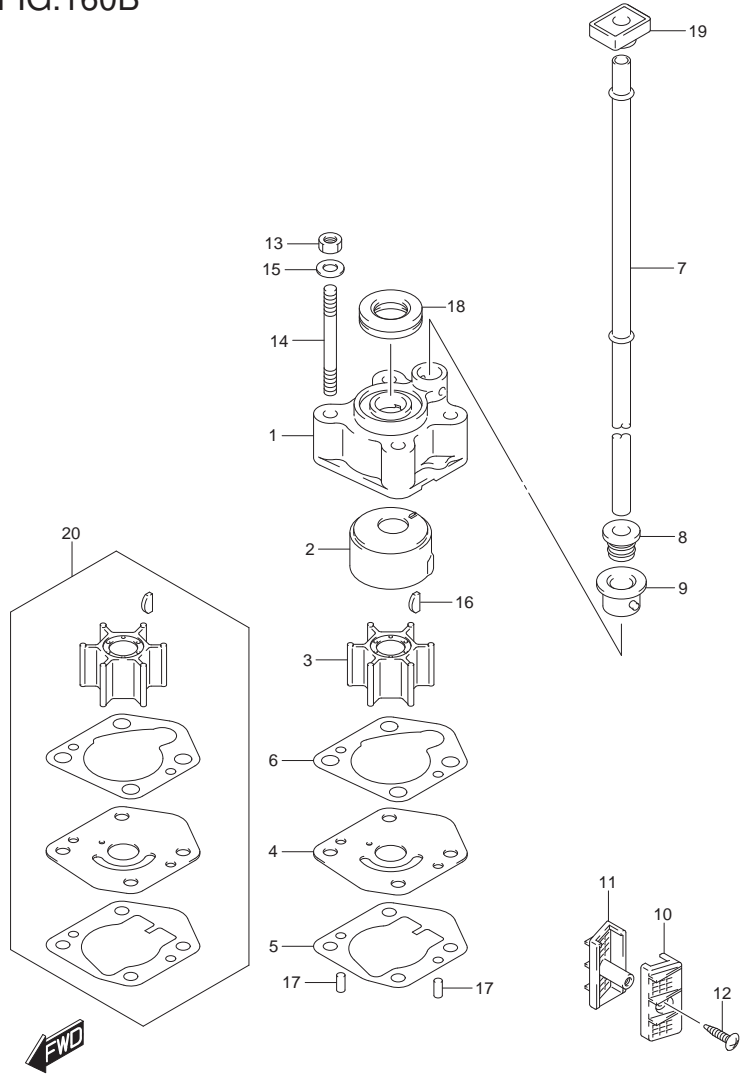


FIG.160B (1-D-2) WATER PUMP (DT9.9AK P40)

REF NO.	PART NO.	DESCRIPTION	Q'TY	REMARKS
1	17411-94J00	CASE, WATER PUMP	1	
2	17413-94J10	SLEEVE, WATER PUMP CASE	1	
3	17461-939M0	IMPELLER, WATER PUMP	1	
4	17471-99J10	PANEL, PUMP CASE UNDER	1	
5	17472-90L00	GASKET, PUMP CASE PANEL	1	
6	17473-94J00	GASKET, WATER PUMP CASE	1	
7	17561-90L00	TUBE, WATER (L)	1	
8	17563-94J00	GROMMET, WATER TUBE	1	
9	17564-93900	BUSH, WATER PUMP CASE	1	
10	17631-99J20	FILTER, WATER PORT SIDE	1	
11	17632-99J30	FILTER, WATER STBD SIDE	1	
12	03141-0416A	SCREW	1	
13	29141-93J00	NUT, WATER PUMP CASE	4	
14	09108-06141	STUD BOLT	4	
15	09160-06082	WASHER (6.5X13X1.0)	4	
16	09420-03009	KEY	1	
17	09202-04008	PIN (D:4,L:9)	2	
18	17417-93910	GROMMET, PUMP CASE	1	
19	17563-93900	RUBBER, WATER TUBE, UPPER	1	
20	17400-90L01	KIT, WATER PUMP REPAIR	1	OPT

FIG.160C

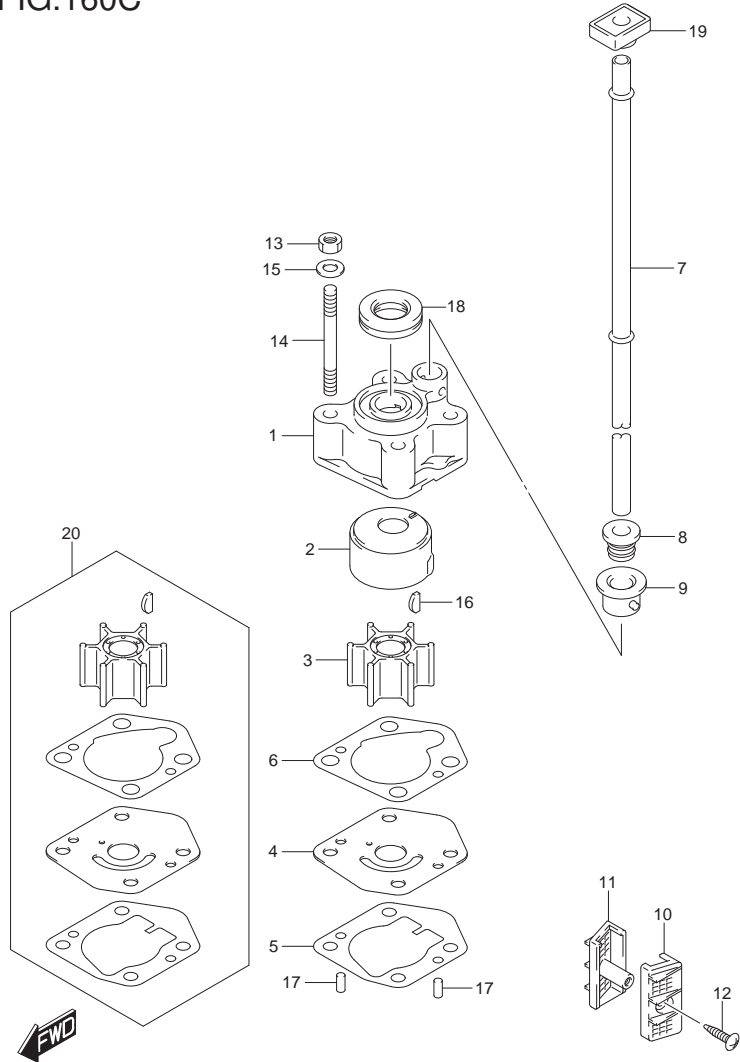


FIG.160C (1-D-3) WATER PUMP (DT9.9AK P36)

REF NO.	PART NO.	DESCRIPTION	Q'TY	REMARKS
1	17411-94J00	CASE, WATER PUMP	1	
2	17413-94J10	SLEEVE, WATER PUMP CASE	1	
3	17461-939M0	IMPELLER, WATER PUMP	1	
4	17471-99J10	PANEL, PUMP CASE UNDER	1	
5	17472-90L00	GASKET, PUMP CASE PANEL	1	
6	17473-94J00	GASKET, WATER PUMP CASE	1	
7-1	17561-90L10	TUBE, WATER (S)	1	W/TRANSOM(S)
7-2	17561-90L00	TUBE, WATER (L)	1	W/TRANSOM(L)
8	17563-94J00	GROMMET, WATER TUBE	1	
9	17564-93900	BUSH, WATER PUMP CASE	1	
10	17631-99J20	FILTER, WATER PORT SIDE	1	
11	17632-99J30	FILTER, WATER STBD SIDE	1	
12	03141-0416A	SCREW	1	
13	29141-93J00	NUT, WATER PUMP CASE	4	
14	09108-06141	STUD BOLT	4	
15	09160-06082	WASHER (6.5X13X1.0)	4	
16	09420-03009	KEY	1	
17	09202-04008	PIN (D:4,L:9)	2	
18	17417-93910	GROMMET, PUMP CASE	1	
19	17563-93900	RUBBER, WATER TUBE, UPPER	1	
20	17400-90L01	KIT, WATER PUMP REPAIR	1	OPT

FIG.160D

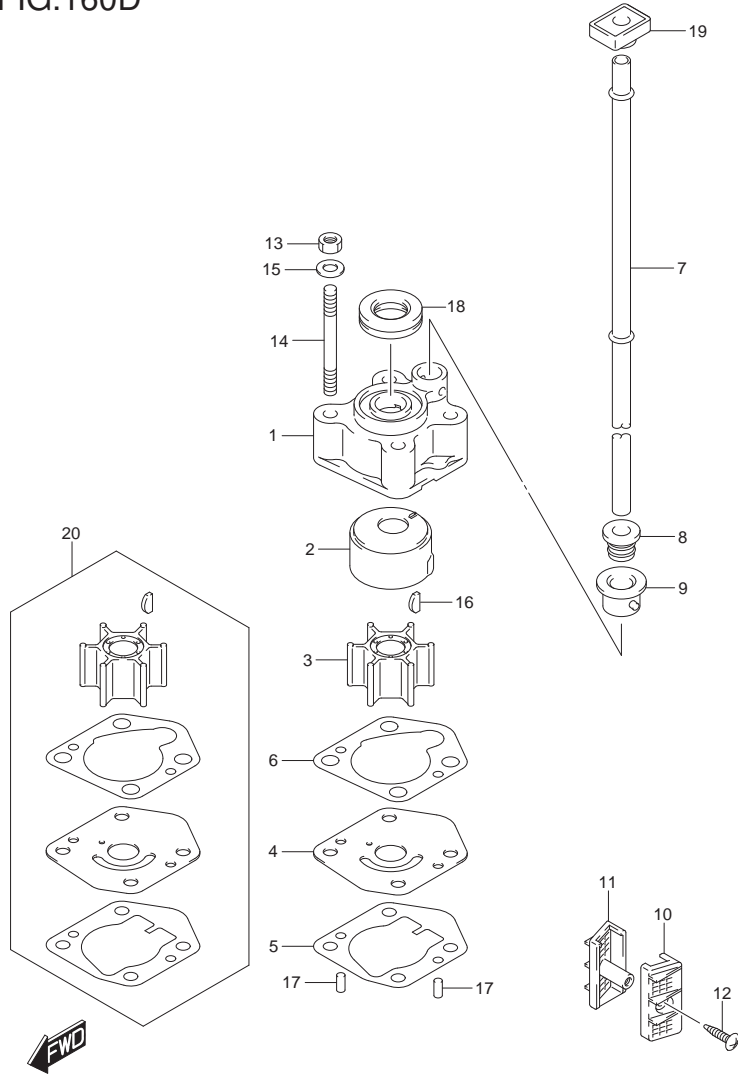


FIG.160D (1-D-4) WATER PUMP (DT15A P40)

REF NO.	PART NO.	DESCRIPTION	Q'TY	REMARKS
1	17411-94J00	CASE, WATER PUMP	1	
2	17413-94J10	SLEEVE, WATER PUMP CASE	1	
3	17461-939M0	IMPELLER, WATER PUMP	1	
4	17471-99J10	PANEL, PUMP CASE UNDER	1	
5	17472-90L00	GASKET, PUMP CASE PANEL	1	
6	17473-94J00	GASKET, WATER PUMP CASE	1	
7-1	17561-90L10	TUBE, WATER (S)	1	W/TRANSOM(S)
7-2	17561-90L00	TUBE, WATER (L)	1	W/TRANSOM(L)
8	17563-94J00	GROMMET, WATER TUBE	1	
9	17564-93900	BUSH, WATER PUMP CASE	1	
10	17631-99J20	FILTER, WATER PORT SIDE	1	
11	17632-99J30	FILTER, WATER STBD SIDE	1	
12	03141-0416A	SCREW	1	
13	29141-93J00	NUT, WATER PUMP CASE	4	
14	09108-06141	STUD BOLT	4	
15	09160-06082	WASHER (6.5X13X1.0)	4	
16	09420-03009	KEY	1	
17	09202-04008	PIN (D:4,L:9)	2	
18	17417-93910	GROMMET, PUMP CASE	1	
19	17563-93900	RUBBER, WATER TUBE, UPPER	1	
20	17400-90L01	KIT, WATER PUMP REPAIR	1	OPT



FIG.160E

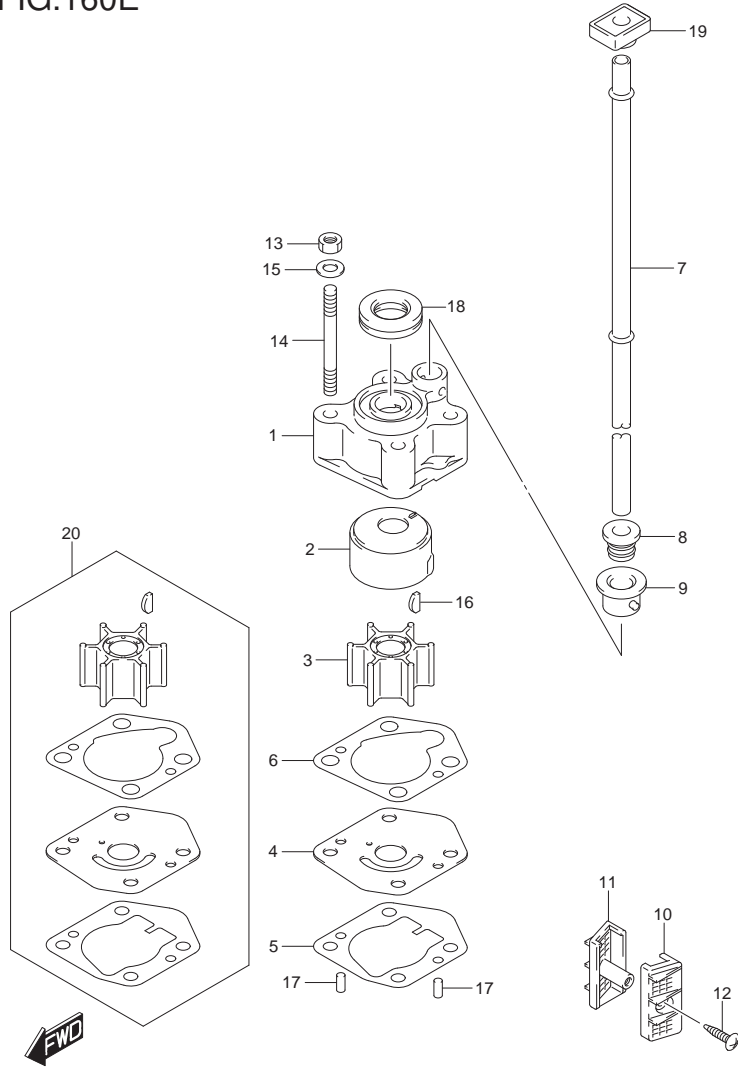


FIG.160E (1-D-5) WATER PUMP (DT15AK P36)

REF NO.	PART NO.	DESCRIPTION	Q'TY	REMARKS
1	17411-94J00	CASE, WATER PUMP	1	
2	17413-94J10	SLEEVE, WATER PUMP CASE	1	
3	17461-939M0	IMPELLER, WATER PUMP	1	
4	17471-99J10	PANEL, PUMP CASE UNDER	1	
5	17472-90L00	GASKET, PUMP CASE PANEL	1	
6	17473-94J00	GASKET, WATER PUMP CASE	1	
7-1	17561-90L10	TUBE, WATER (S)	1	W/TRANSOM(S)
7-2	17561-90L00	TUBE, WATER (L)	1	W/TRANSOM(L)
8	17563-94J00	GROMMET, WATER TUBE	1	
9	17564-93900	BUSH, WATER PUMP CASE	1	
10	17631-99J20	FILTER, WATER PORT SIDE	1	
11	17632-99J30	FILTER, WATER STBD SIDE	1	
12	03141-0416A	SCREW	1	
13	29141-93J00	NUT, WATER PUMP CASE	4	
14	09108-06141	STUD BOLT	4	
15	09160-06082	WASHER (6.5X13X1.0)	4	
16	09420-03009	KEY	1	
17	09202-04008	PIN (D:4,L:9)	2	
18	17417-93910	GROMMET, PUMP CASE	1	
19	17563-93900	RUBBER, WATER TUBE, UPPER	1	
20	17400-90L01	KIT, WATER PUMP REPAIR	1	OPT

FIG.166A

FIG.166A (1-D-6) THROTTLE CONTROL (DT9.9A P40)

REF NO.	PART NO.	DESCRIPTION	Q'TY	REMARKS
1	19121-90L01	LEVER, THROTTLE	1	
2	19141-90L00	CAM, THROTTLE	1	
3	19811-95L00	LIMITER, THROTTLE	1	
4	19812-95L00	STOPPER, THROTTLE LIMITER	1	
5	09205-02006	PIN, SPRING (2X12)	1	
6	09385-04003	CLIP	1	
7	09160-06066	WASHER (6.5X20X1.6)	1	
8	01550-06127	BOLT	1	
9	01550-05167	BOLT	2	
10	02112-05207	SCREW	1	
11	08322-01057	WASHER	1	
12	19132-94501	CONNECTOR	1	
13	09119-05010	PIVOT	2	
14	08310-00057	NUT	1	
15	08310-00057	NUT	1	

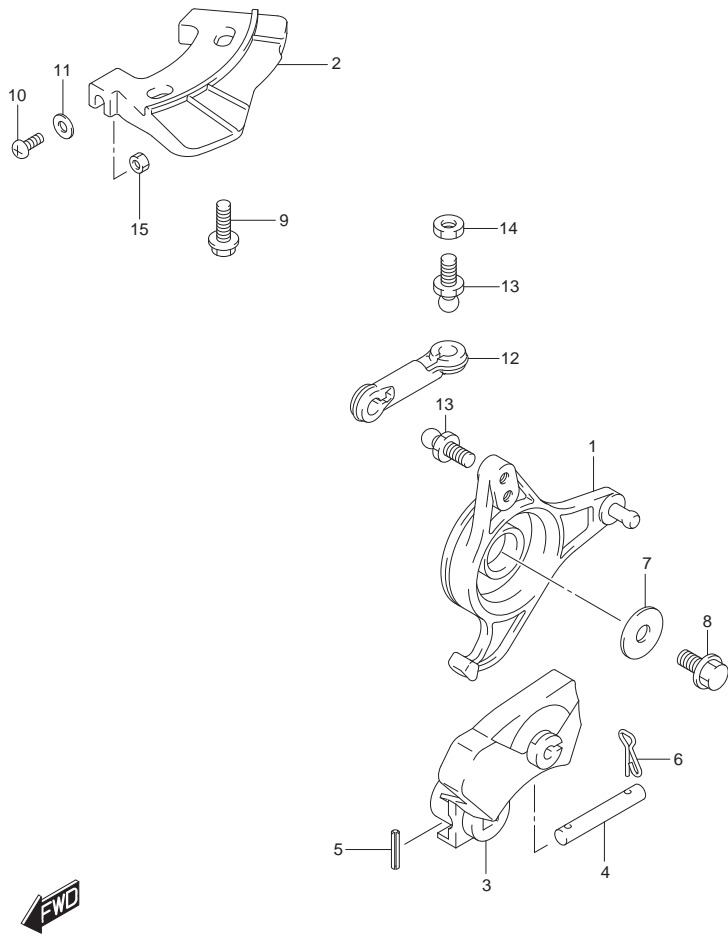


FIG.166B

FIG.166B (1-D-7) THROTTLE CONTROL (DT9.9AK P40)

REF NO.	PART NO.	DESCRIPTION	Q'TY	REMARKS
1	19121-90L01	LEVER, THROTTLE	1	
2	19141-93960	CAM, THROTTLE	1	
3	19811-95L00	LIMITER, THROTTLE	1	
4	19812-95L00	STOPPER, THROTTLE LIMITER	1	
5	09205-02006	PIN, SPRING (2X12)	1	
6	09385-04003	CLIP	1	
7	09160-06066	WASHER (6.5X20X1.6)	1	
8	01550-06127	BOLT	1	
9	01550-05167	BOLT	2	
10	19132-95500	CONNECTOR	1	
11	09119-05010	PIVOT	2	
12	08310-00057	NUT	1	

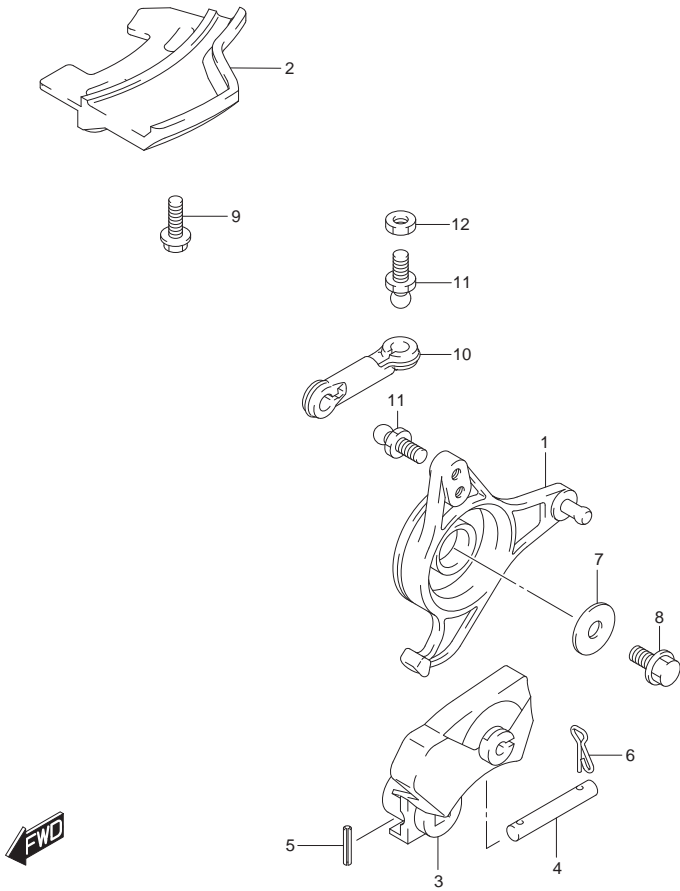


FIG.166C

FIG.166C (1-D-8) THROTTLE CONTROL (DT9.9AK P36)

REF NO.	PART NO.	DESCRIPTION	Q'TY	REMARKS
1	19121-90L01	LEVER, THROTTLE	1	
2	19141-93960	CAM, THROTTLE	1	
3	19811-95L00	LIMITER, THROTTLE	1	
4	19812-95L00	STOPPER, THROTTLE LIMITER	1	
5	09205-02006	PIN, SPRING (2X12)	1	
6	09385-04003	CLIP	1	
7	09160-06066	WASHER (6.5X20X1.6)	1	
8	01550-06127	BOLT	1	
9	01550-05167	BOLT	2	
10	19132-95500	CONNECTOR	1	
11	09119-05010	PIVOT	2	
12	08310-00057	NUT	1	

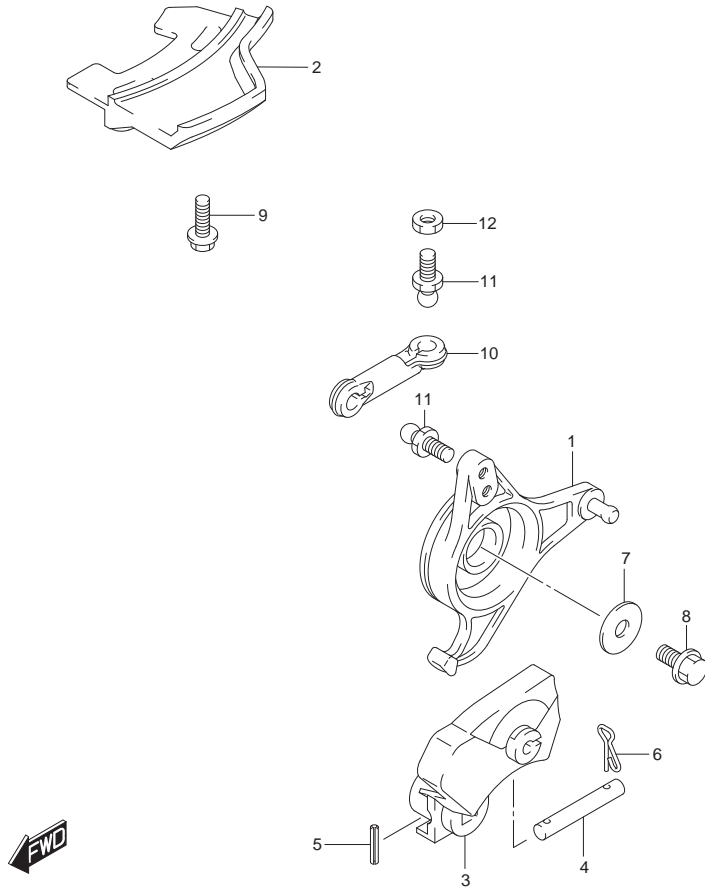


FIG.166D

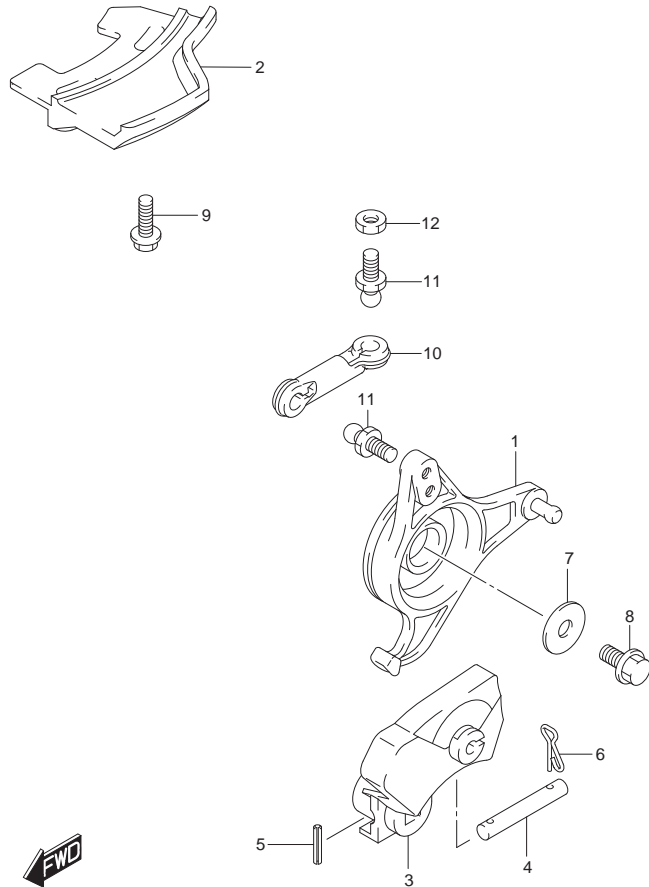


FIG.166D (1-D-9) THROTTLE CONTROL (DT15A P40)

REF NO.	PART NO.	DESCRIPTION	Q'TY	REMARKS
1	19121-90L01	LEVER, THROTTLE	1	
2	19141-90L00	CAM, THROTTLE	1	
3	19811-95L00	LIMITER, THROTTLE	1	
4	19812-95L00	STOPPER, THROTTLE LIMITER	1	
5	09205-02006	PIN, SPRING (2X12)	1	
6	09385-04003	CLIP	1	
7	09160-06066	WASHER (6.5X20X1.6)	1	
8	01550-06127	BOLT	1	
9	01550-05167	BOLT	2	
10	19132-94501	CONNECTOR	1	
11	09119-05010	PIVOT	2	
12	08310-00057	NUT	1	

FIG.166E

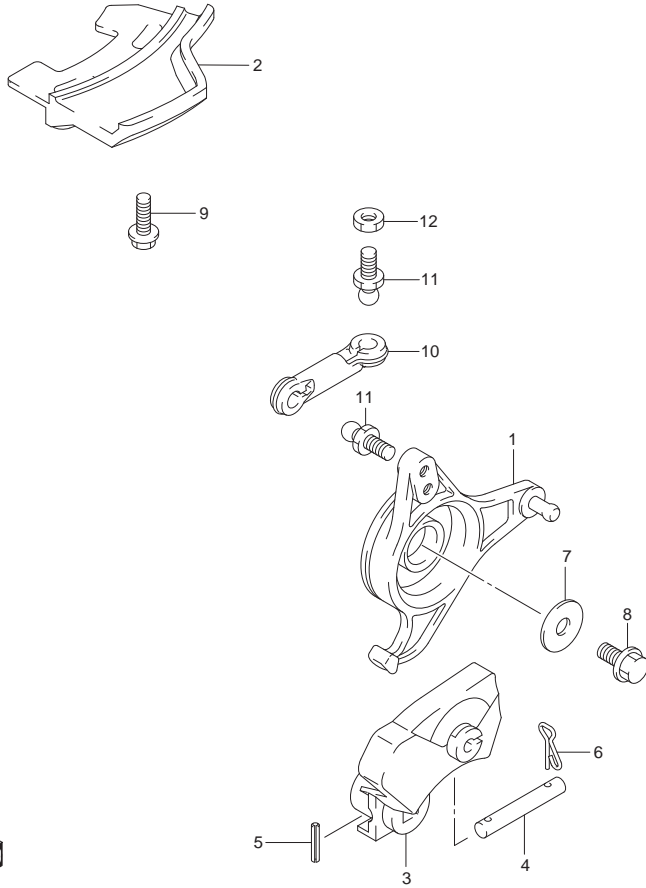


FIG.166E (1-D-10) THROTTLE CONTROL (DT15AK P36)

REF NO.	PART NO.	DESCRIPTION	Q'TY	REMARKS
1	19121-90L01	LEVER, THROTTLE	1	
2	19141-93960	CAM, THROTTLE	1	
3	19811-95L00	LIMITER, THROTTLE	1	
4	19812-95L00	STOPPER, THROTTLE LIMITER	1	
5	09205-02006	PIN, SPRING (2X12)	1	
6	09385-04003	CLIP	1	
7	09160-06066	WASHER (6.5X20X1.6)	1	
8	01550-06127	BOLT	1	
9	01550-05167	BOLT	2	
10	19132-95500	CONNECTOR	1	
11	09119-05010	PIVOT	2	
12	08310-00057	NUT	1	



FIG.167A

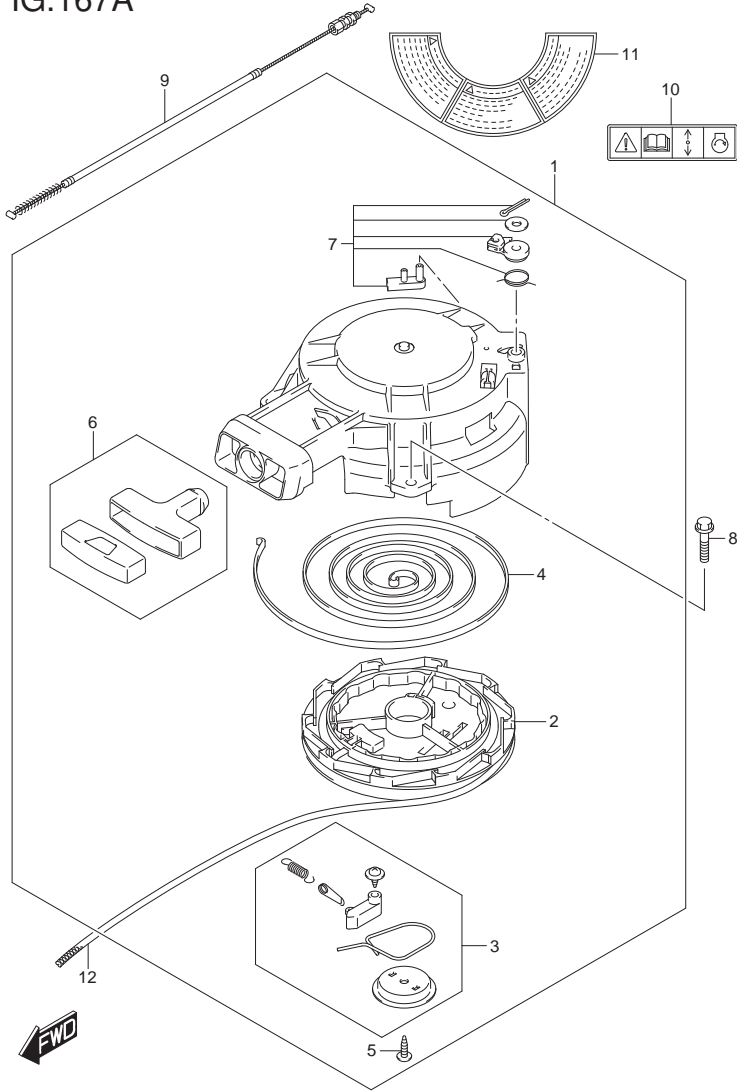


FIG.167A (1-D-11) RECOIL STARTER

REF NO.	PART NO.	DESCRIPTION	Q'TY	REMARKS
1	18100-90L10	STARTER ASSY, RECOIL	1	
2	18121-94JL0	.REEL	1	
3	18130-93E01	.RATCHET SET	1	
4	18142-93E00	.SPRING, SPIRAL	1	
5	18132-89L00	.SCREW, TAPPING	1	
6	18210-95L00	.GRIP ASSY	1	
7	18280-93E00	.NSI SET	1	
8	01550-06207	BOLT	3	
9	18290-90L00	CABLE ASSY, NSI	1	
10	69711-93E10	LABEL (S.I.G.P.)	1	
11	61472-94J00	LABEL, RECOIL STARTER	1	
12	99000-81159-50M	ROPE	1	OPT L:50000->1500

FIG.208A

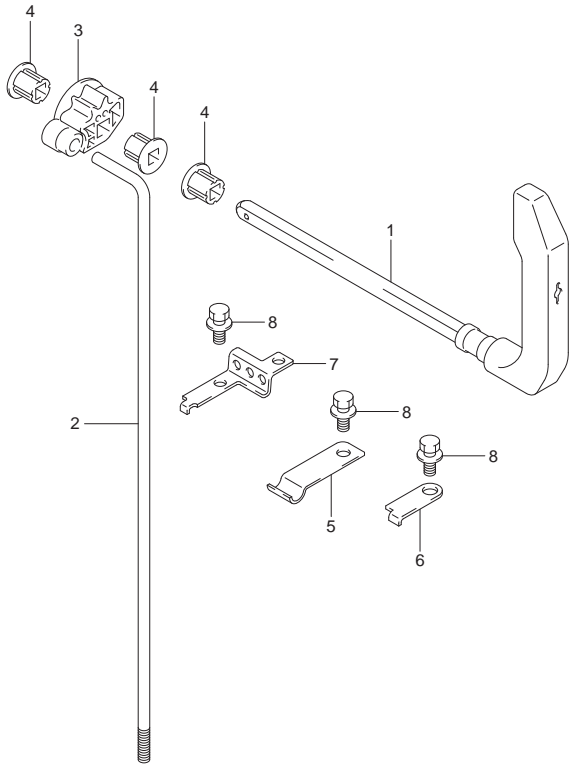


FIG.208A (1-D-12) CLUTCH LEVER (DT9.9A P40)

REF NO.	PART NO.	DESCRIPTION	Q'TY	REMARKS
1	21110-90L01	LEVER, CLUTCH	1	
2	23111-95L00	ROD, CLUTCH	1	
3	23211-95L00	ARM, CLUTCH ROD	1	
4	21221-95L00	BUSH, CLUTCH LEVER	3	
5	23213-95L00	SPRING, NOTCH PLATE	1	
6	21126-92D00	HOLDER, CLUTCH SHAFT	1	
7	21126-95L00	HOLDER, CLUTCH SHAFT	1	
8	09116-06225	BOLT (6X15)	3	



FIG.208B

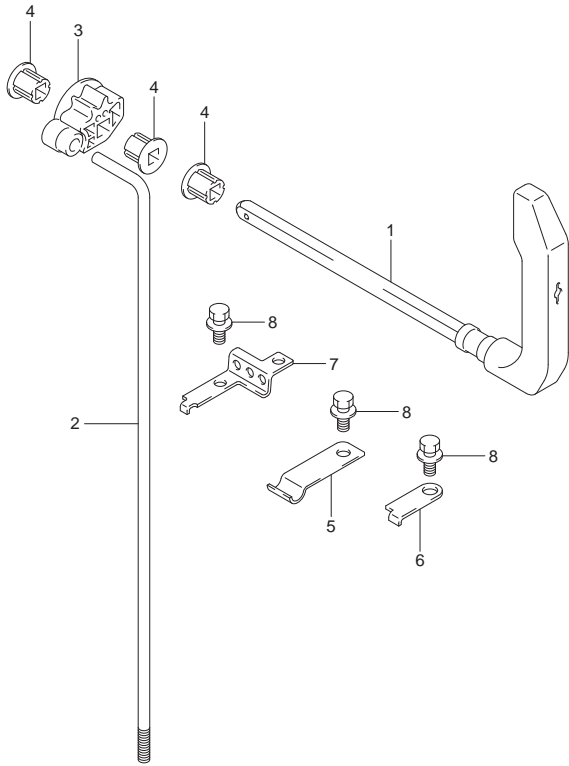


FIG.208B (1-D-13) CLUTCH LEVER (DT9.9AK P40)

REF NO.	PART NO.	DESCRIPTION	Q'TY	REMARKS
1	21110-90L01	LEVER, CLUTCH	1	
2	23111-95L00	ROD, CLUTCH	1	
3	23211-95L00	ARM, CLUTCH ROD	1	
4	21221-95L00	BUSH, CLUTCH LEVER	3	
5	23213-95L00	SPRING, NOTCH PLATE	1	
6	21126-92D00	HOLDER, CLUTCH SHAFT	1	
7	21126-95L00	HOLDER, CLUTCH SHAFT	1	
8	09116-06225	BOLT (6X15)	3	

FIG.208C

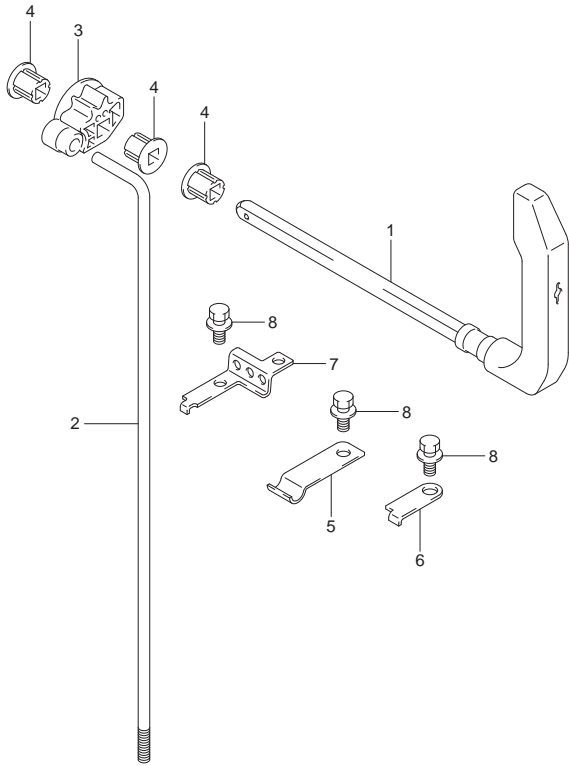


FIG.208C (1-D-14) CLUTCH LEVER (DT9.9AK P36)

REF NO.	PART NO.	DESCRIPTION	Q'TY	REMARKS
1	21110-90L01	LEVER, CLUTCH	1	
2	23111-95L00	ROD, CLUTCH	1	
3	23211-95L00	ARM, CLUTCH ROD	1	
4	21221-95L00	BUSH, CLUTCH LEVER	3	
5	23213-95L00	SPRING, NOTCH PLATE	1	
6	21126-92D00	HOLDER, CLUTCH SHAFT	1	
7	21126-95L00	HOLDER, CLUTCH SHAFT	1	
8	09116-06225	BOLT (6X15)	3	

FIG.208D

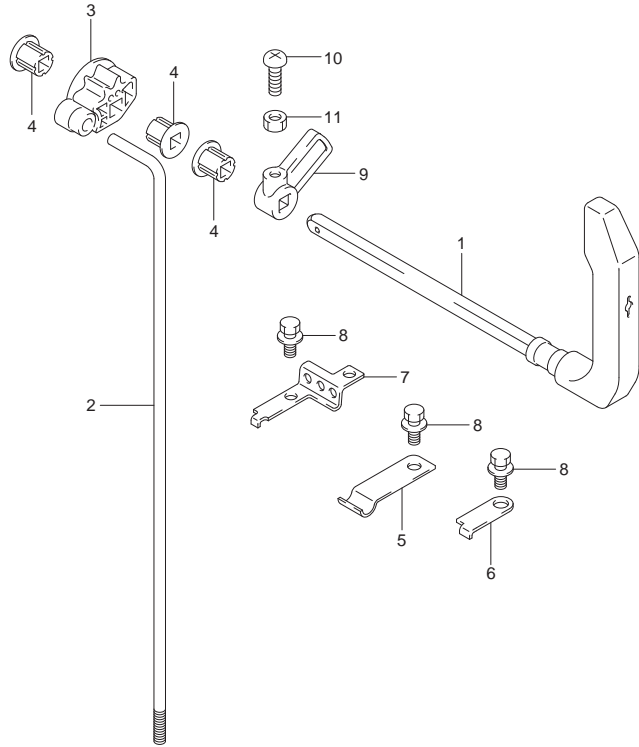


FIG.208D (1-D-15) CLUTCH LEVER (DT15A P40)

REF NO.	PART NO.	DESCRIPTION	Q'TY	REMARKS
1	21110-90L01	LEVER, CLUTCH	1	
2	23111-95L00	ROD, CLUTCH	1	
3	23211-95L00	ARM, CLUTCH ROD	1	
4-1	21221-95L00	BUSH, CLUTCH LEVER	3	MANUAL STARTER
4-2	21221-95L00	BUSH, CLUTCH LEVER	2	ELECTRIC STARTER
5	23213-95L00	SPRING, NOTCH PLATE	1	
6	21126-92D00	HOLDER, CLUTCH SHAFT	1	
7	21126-95L00	HOLDER, CLUTCH SHAFT	1	
8	09116-06225	BOLT (6X15)	3	
9	21313-93900	ARM, ELECTRICAL NSI	1	ELECTRIC STARTER
10	02112-05167	SCREW	1	ELECTRIC STARTER
11	08310-00057	NUT	1	ELECTRIC STARTER

FIG.208E

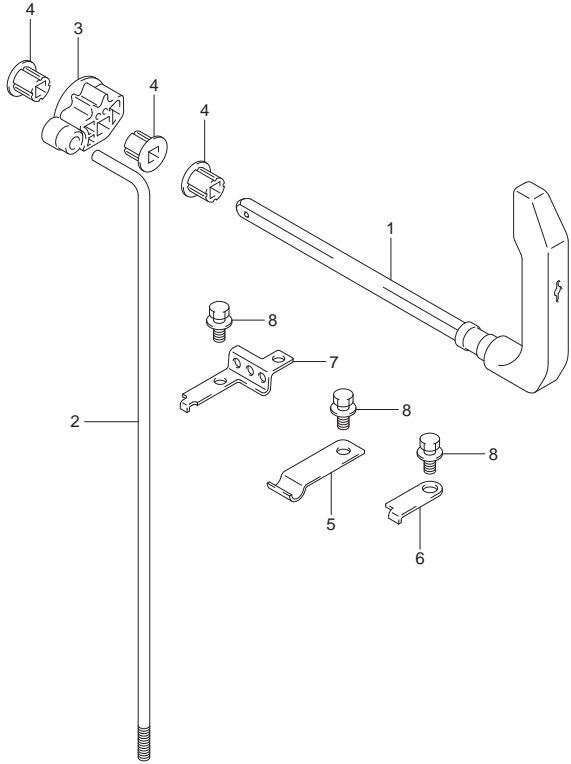


FIG.208E (1-E-2) CLUTCH LEVER (DT15AK P36)

REF NO.	PART NO.	DESCRIPTION	Q'TY	REMARKS
1	21110-90L01	LEVER, CLUTCH	1	
2	23111-95L00	ROD, CLUTCH	1	
3	23211-95L00	ARM, CLUTCH ROD	1	
4	21221-95L00	BUSH, CLUTCH LEVER	3	
5	23213-95L00	SPRING, NOTCH PLATE	1	
6	21126-92D00	HOLDER, CLUTCH SHAFT	1	
7	21126-95L00	HOLDER, CLUTCH SHAFT	1	
8	09116-06225	BOLT (6X15)	3	

FIG.210A

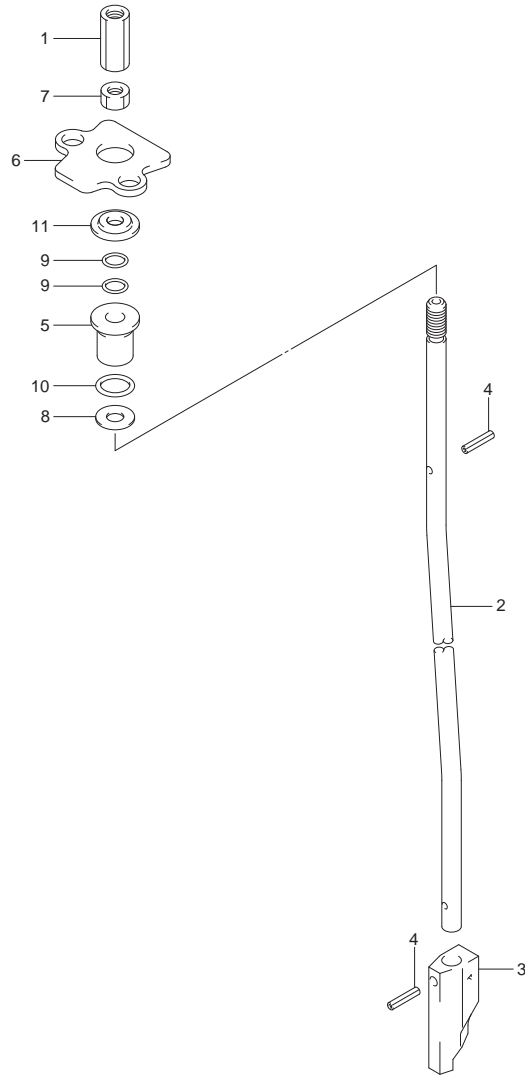


FIG.210A (1-E-3) SHIFT ROD (DT9.9A P40)

REF NO.	PART NO.	DESCRIPTION	Q'TY	REMARKS
1	23311-95J00	CONNECTOR, CLUTCH ROD	1	
2-1	25111-90L00	ROD, SHIFT (S)	1	W/TRANSOM(S)
2-2	25111-90L10	ROD, SHIFT (L)	1	W/TRANSOM(L)
3	25311-99J00	CAM, SHIFT	1	
4	09205-02004	SPRING PIN (2.5X12)	2	
5	25211-99JL0	GUIDE, SHIFT ROD	1	
6	25215-90L00	STOPPER, SHIFT ROD GUIDE	1	
7	29141-93J00	NUT, CLUTCH ROD (M6)	1	
8	09160-06082	WASHER (6.5X13X1.0)	1	
9	09280-06012	O RING (D:1.7,ID:5.8)	2	
10	09280-09012	O RING (D:2.3,ID:9)	1	
11	09289-06L02	DUST SEAL (5X17X3.5)	1	

FIG.210B

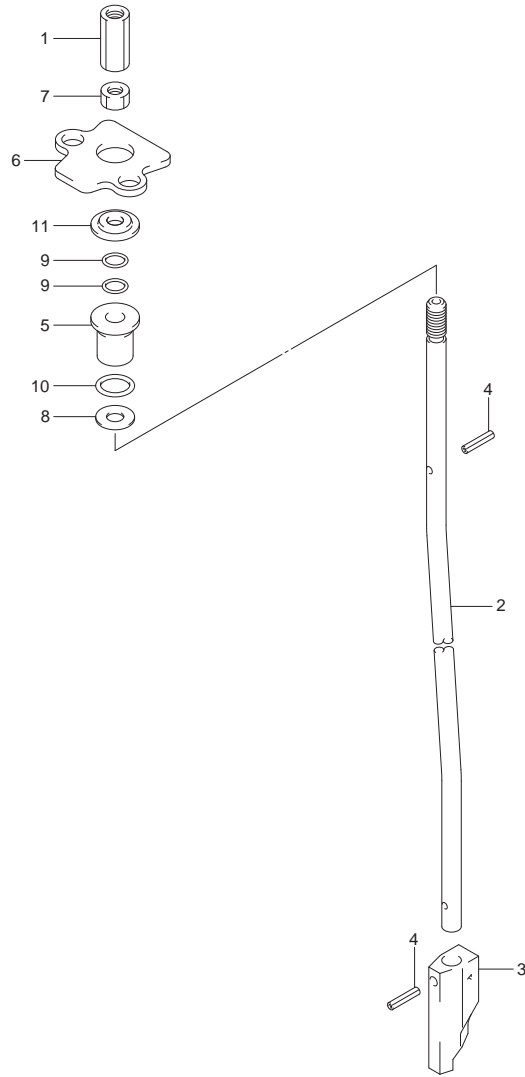


FIG.210B (1-E-4) SHIFT ROD (DT9.9AK P40)

REF NO.	PART NO.	DESCRIPTION	Q'TY	REMARKS
1	23311-95J00	CONNECTOR, CLUTCH ROD	1	
2	25111-90L10	ROD, SHIFT (L)	1	
3	25311-99J00	CAM, SHIFT	1	
4	09205-02004	SPRING PIN (2.5X12)	2	
5	25211-99JL0	GUIDE, SHIFT ROD	1	
6	25215-90L00	STOPPER, SHIFT ROD GUIDE	1	
7	29141-93J00	NUT, CLUTCH ROD (M6)	1	
8	09160-06082	WASHER (6.5X13X1.0)	1	
9	09280-06012	O RING (D:1.7,ID:5.8)	2	
10	09280-09012	O RING (D:2.3,ID:9)	1	
11	09289-06L02	DUST SEAL (5X17X3.5)	1	

FIG.210C

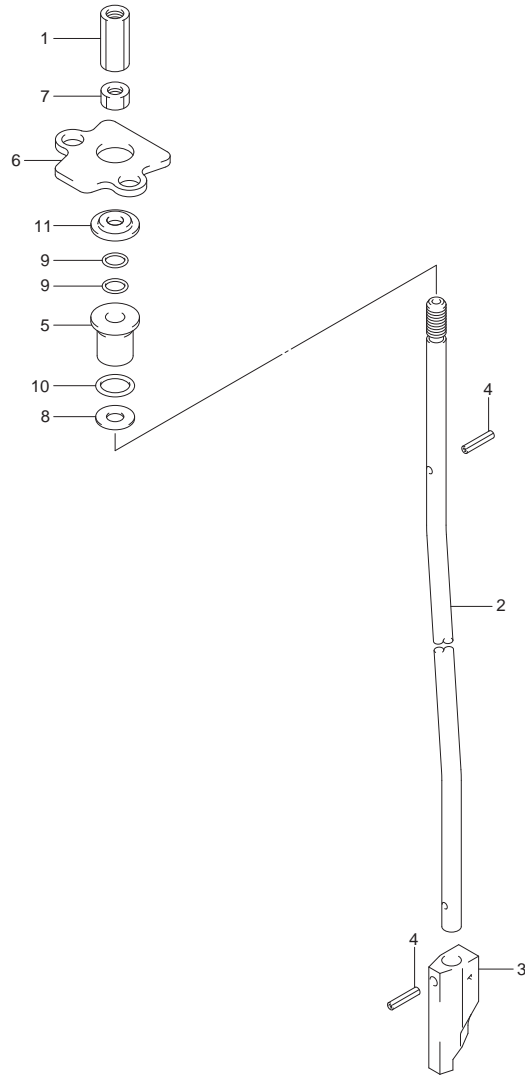


FIG.210C (1-E-5) SHIFT ROD (DT9.9AK P36)

REF NO.	PART NO.	DESCRIPTION	Q'TY	REMARKS
1	23311-95J00	CONNECTOR, CLUTCH ROD	1	
2-1	25111-90L00	ROD, SHIFT (S)	1	W/TRANSOM(S)
2-2	25111-90L10	ROD, SHIFT (L)	1	W/TRANSOM(L)
3	25311-99J00	CAM, SHIFT	1	
4	09205-02004	SPRING PIN (2.5X12)	2	
5	25211-99JL0	GUIDE, SHIFT ROD	1	
6	25215-90L00	STOPPER, SHIFT ROD GUIDE	1	
7	29141-93J00	NUT, CLUTCH ROD (M6)	1	
8	09160-06082	WASHER (6.5X13X1.0)	1	
9	09280-06012	O RING (D:1.7,ID:5.8)	2	
10	09280-09012	O RING (D:2.3,ID:9)	1	
11	09289-06L02	DUST SEAL (5X17X3.5)	1	

FIG.210D

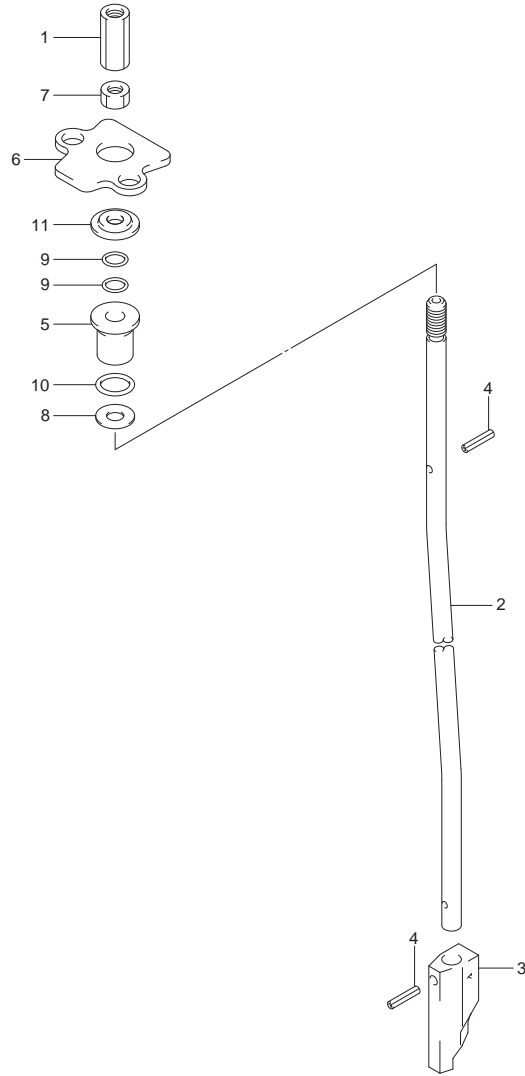


FIG.210D (1-E-6) SHIFT ROD (DT15A P40)

REF NO.	PART NO.	DESCRIPTION	Q'TY	REMARKS
1	23311-95J00	CONNECTOR, CLUTCH ROD	1	
2-1	25111-90L00	ROD, SHIFT (S)	1	W/TRANSOM(S)
2-2	25111-90L10	ROD, SHIFT (L)	1	W/TRANSOM(L)
3	25311-99J00	CAM, SHIFT	1	
4	09205-02004	SPRING PIN (2.5X12)	2	
5	25211-99JL0	GUIDE, SHIFT ROD	1	
6	25215-90L00	STOPPER, SHIFT ROD GUIDE	1	
7	29141-93J00	NUT, CLUTCH ROD (M6)	1	
8	09160-06082	WASHER (6.5X13X1.0)	1	
9	09280-06012	O RING (D:1.7,ID:5.8)	2	
10	09280-09012	O RING (D:2.3,ID:9)	1	
11	09289-06L02	DUST SEAL (5X17X3.5)	1	



FIG.210E

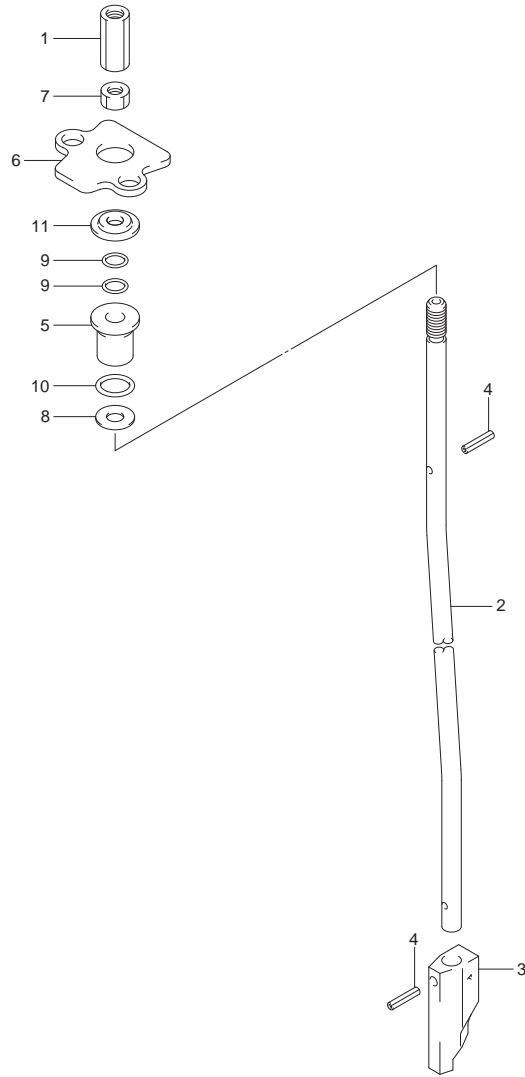
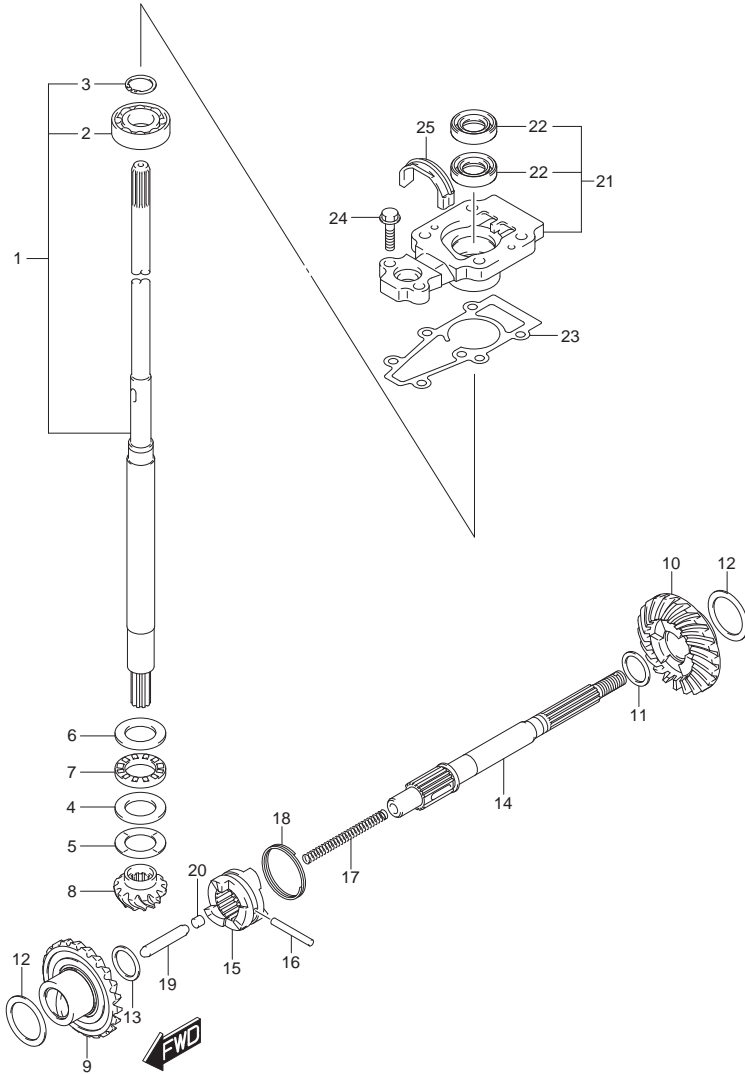


FIG.210E (1-E-7) SHIFT ROD (DT15AK P36)

REF NO.	PART NO.	DESCRIPTION	Q'TY	REMARKS
1	23311-95J00	CONNECTOR, CLUTCH ROD	1	
2-1	25111-90L00	ROD, SHIFT (S)	1	W/TRANSOM(S)
2-2	25111-90L10	ROD, SHIFT (L)	1	W/TRANSOM(L)
3	25311-99J00	CAM, SHIFT	1	
4	09205-02004	SPRING PIN (2.5X12)	2	
5	25211-99JL0	GUIDE, SHIFT ROD	1	
6	25215-90L00	STOPPER, SHIFT ROD GUIDE	1	
7	29141-93J00	NUT, CLUTCH ROD (M6)	1	
8	09160-06082	WASHER (6.5X13X1.0)	1	
9	09280-06012	O RING (D:1.7,ID:5.8)	2	
10	09280-09012	O RING (D:2.3,ID:9)	1	
11	09289-06L02	DUST SEAL (5X17X3.5)	1	



FIG.220A



DT9.9A\_15A\_P40\_014\_220A  
TRANSMISSION

FIG.220A (1-E-8) TRANSMISSION (DT9.9A P40)

REF NO.	PART NO.	DESCRIPTION	Q'TY	REMARKS
1-1	57100-90L40	SHAFT ASSY, DRIVE (S)	1	W/TRANSOM(S)
1-2	57100-90L30	SHAFT ASSY, DRIVE (L)	1	W/TRANSOM(L)
2	08110-60020	.BEARING	1	
3	09380-15001	.SNAP RING	1	
4	09160-20027	WASHER (20X35X2.75)	1	
5-1	09181-20251	SHIM (T:1.0)	1	
5-2	09160-20042	SHIM (T:1.1)	1	
5-3	09160-20043	SHIM (T:1.2)	1	
5-4	09160-20044	SHIM (T:1.3)	1	
5-5	09181-20244	SHIM (T:0.7)	1	
5-6	09181-20246	SHIM (T:0.8)	1	
5-7	09181-20248	SHIM (T:0.9)	1	
6	09160-21009	WASHER (21X35X2.75)	1	
7	09263-20L04	BEARING (20X35X4.5)	1	
8	57311-90L00	PINION	1	
9	57510-90L00	GEAR, FORWARD (NT:23)	1	
10	57521-90L00	GEAR, REVERSE (NT:23)	1	
11-1	09160-17024	WASHER (T:1.1)	1	REV
11-2	09160-17039	WASHER (T:1.2)	1	REV
11-3	09160-17025	WASHER (T:1.3)	1	REV
11-4	09160-17040	WASHER (T:1.4)	1	REV
11-5	09160-17026	WASHER (T:1.5)	1	REV
11-6	09160-17041	WASHER (T:1.6)	1	REV
11-7	09160-17027	WASHER (T:1.7)	1	REV
11-8	09160-17042	WASHER (T:1.8)	1	REV
11-9	09160-17028	WASHER (T:1.9)	1	REV
12-1	09181-25160	SHIM (T:0.7)	2	
12-2	09181-25162	SHIM (T:0.8)	2	
12-3	09181-25164	SHIM (T:0.9)	2	
12-4	09160-25040	SHIM (T:1.0)	2	
12-5	09160-25041	SHIM (T:1.1)	2	
12-6	09160-25042	SHIM (T:1.2)	2	
12-7	09181-25181	SHIM (T:1.3)	2	
13	09181-15156	SHIM (T:1.5)	1	FWD

DT9. 9A\_15A\_P40\_014

FIG.220A

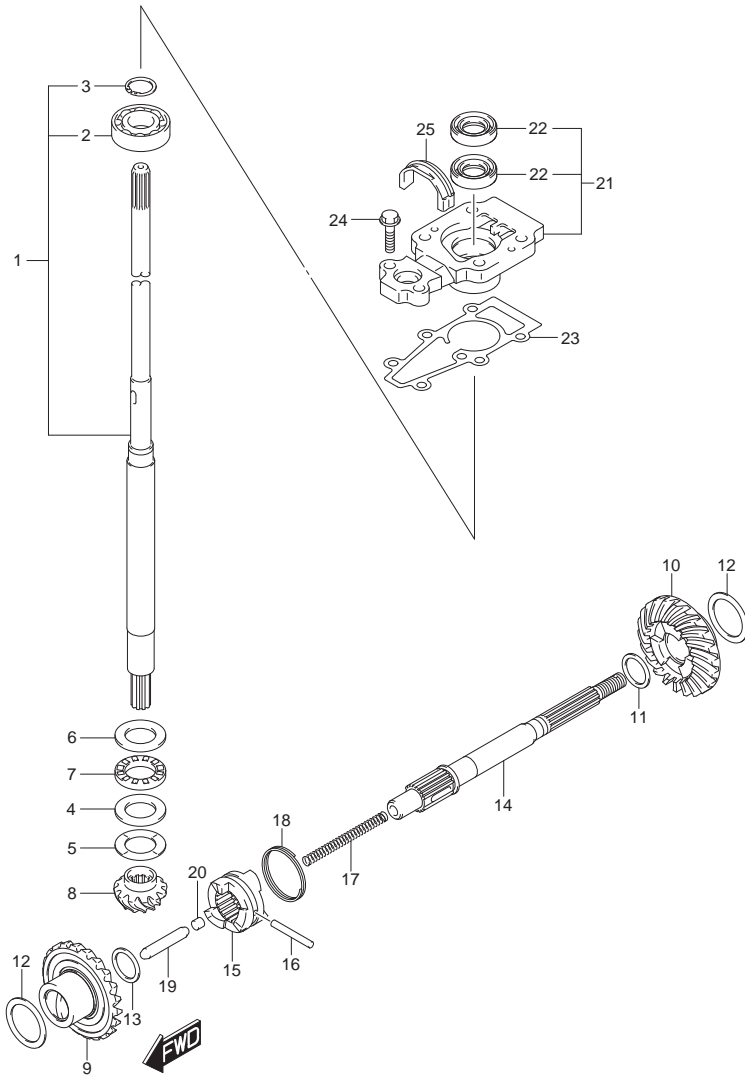


FIG.220A (1-E-9) TRANSMISSION (DT9.9A P40)

REF NO.	PART NO.	DESCRIPTION	Q'TY	REMARKS
14	57610-99JL0	SHAFT, PROPELLER	1	
15	57621-90L10	SHIFTER, CLUTCH DOG	1	
16	09202-04025	PIN (4X31)	1	
17	59441-94J00	SPRING, RETURN	1	
18	59441-99J00	SPRING, DOG	1	
19	57631-93901	ROD, PUSH	1	
20	57632-98501	PIN (6X6)	1	
21	56130-90L00	HOUSING, DRIVE SHAFT	1	
22	09282-13L01	.OIL SEAL (12.5X25X7)	2	
23	56132-99J10	GASKET, DRIVE SHAFT BRG HSG	1	
24	09116-06229	BOLT (6X25)	2	
25	55332-90L00	RUBBER, EXHAUST SEAL	1	



FIG.220B

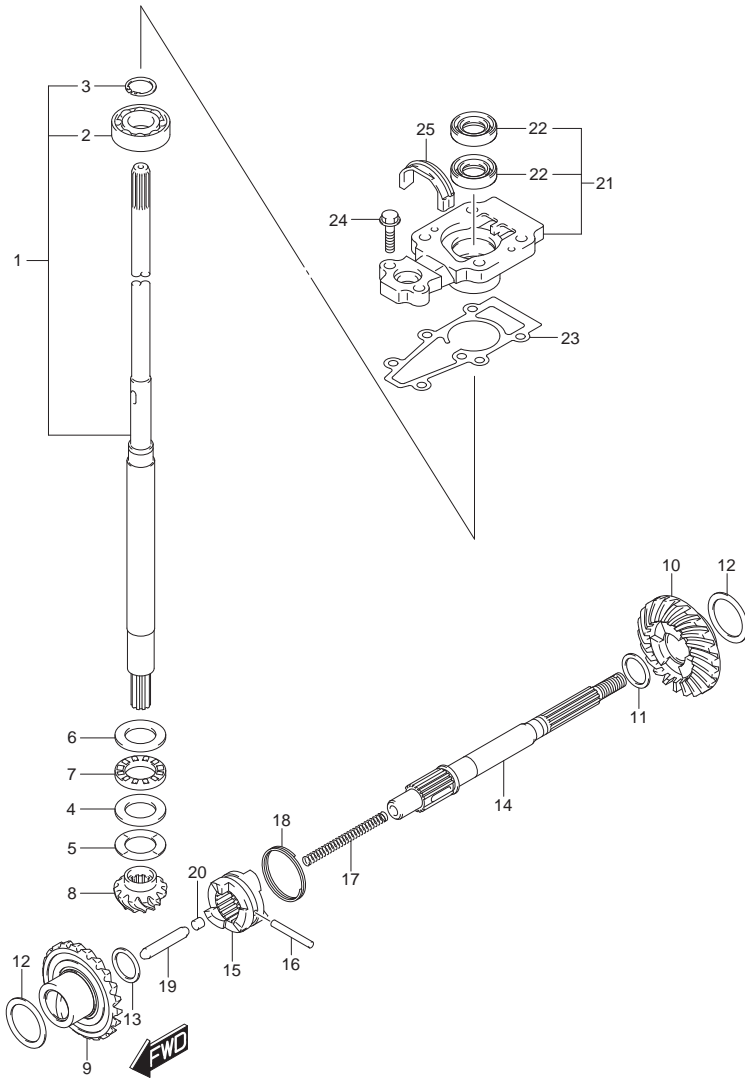
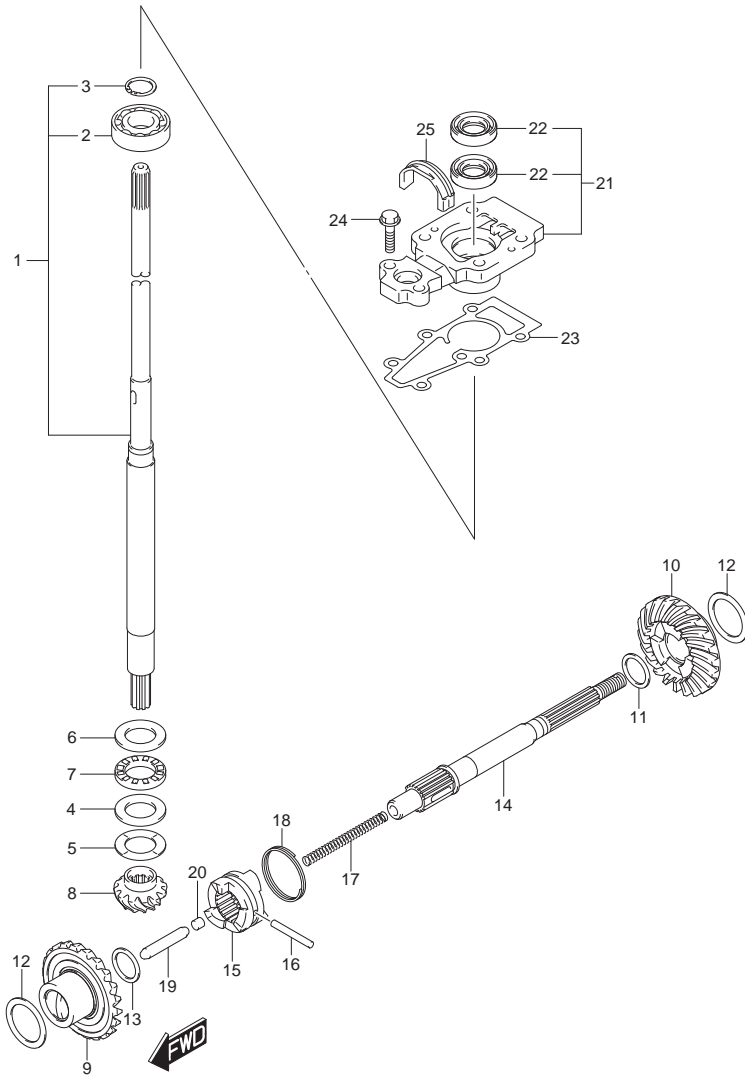


FIG.220B (1-E-11) TRANSMISSION (DT9.9AK P40)

REF NO.	PART NO.	DESCRIPTION	Q'TY	REMARKS
14	57610-99JL0	SHAFT, PROPELLER	1	
15	57621-90L10	SHIFTER, CLUTCH DOG	1	
16	09202-04025	PIN (4X31)	1	
17	59441-94J00	SPRING, RETURN	1	
18	59441-99J00	SPRING, DOG	1	
19	57631-93901	ROD, PUSH	1	
20	57632-98501	PIN (6X6)	1	
21	56130-90L00	HOUSING, DRIVE SHAFT	1	
22	09282-13L01	.OIL SEAL (12.5X25X7)	2	
23	56132-99J10	GASKET, DRIVE SHAFT BRG HSG	1	
24	09116-06229	BOLT (6X25)	2	
25	55332-90L00	RUBBER, EXHAUST SEAL	1	

FIG.220C



DT9.9A\_15A\_P40\_014\_220C  
TRANSMISSION

FIG.220C (1-E-12) TRANSMISSION (DT9.9AK P36)

REF NO.	PART NO.	DESCRIPTION	Q'TY	REMARKS
1-1	57100-90L40	SHAFT ASSY, DRIVE (S)	1	W/TRANSOM(S)
1-2	57100-90L30	SHAFT ASSY, DRIVE (L)	1	W/TRANSOM(L)
2	08110-60020	.BEARING	1	
3	09380-15001	.SNAP RING	1	
4	09160-20027	WASHER (20X35X2.75)	1	
5-1	09181-20251	SHIM (T:1.0)	1	
5-2	09160-20042	SHIM (T:1.1)	1	
5-3	09160-20043	SHIM (T:1.2)	1	
5-4	09160-20044	SHIM (T:1.3)	1	
5-5	09181-20244	SHIM (T:0.7)	1	
5-6	09181-20246	SHIM (T:0.8)	1	
5-7	09181-20248	SHIM (T:0.9)	1	
6	09160-21L01	WASHER (21X35X2.75)	1	
7	09263-20L04	BEARING (20X35X4.5)	1	
8	57311-90L00	PINION	1	
9	57510-90L00	GEAR, FORWARD (NT:23)	1	
10	57521-90L00	GEAR, REVERSE (NT:23)	1	
11-1	09160-17024	WASHER (T:1.1)	1	REV
11-2	09160-17039	WASHER (T:1.2)	1	REV
11-3	09160-17025	WASHER (T:1.3)	1	REV
11-4	09160-17040	WASHER (T:1.4)	1	REV
11-5	09160-17026	WASHER (T:1.5)	1	REV
11-6	09160-17041	WASHER (T:1.6)	1	REV
11-7	09160-17027	WASHER (T:1.7)	1	REV
11-8	09160-17042	WASHER (T:1.8)	1	REV
11-9	09160-17028	WASHER (T:1.9)	1	REV
12-1	09181-25160	SHIM (T:0.7)	2	
12-2	09181-25162	SHIM (T:0.8)	2	
12-3	09181-25164	SHIM (T:0.9)	2	
12-4	09160-25040	SHIM (T:1.0)	2	
12-5	09160-25041	SHIM (T:1.1)	2	
12-6	09160-25042	SHIM (T:1.2)	2	
12-7	09181-25181	SHIM (T:1.3)	2	
13	09181-15156	SHIM (T:1.5)	1	FWD

DT9. 9A\_15A\_P40\_014

FIG.220C

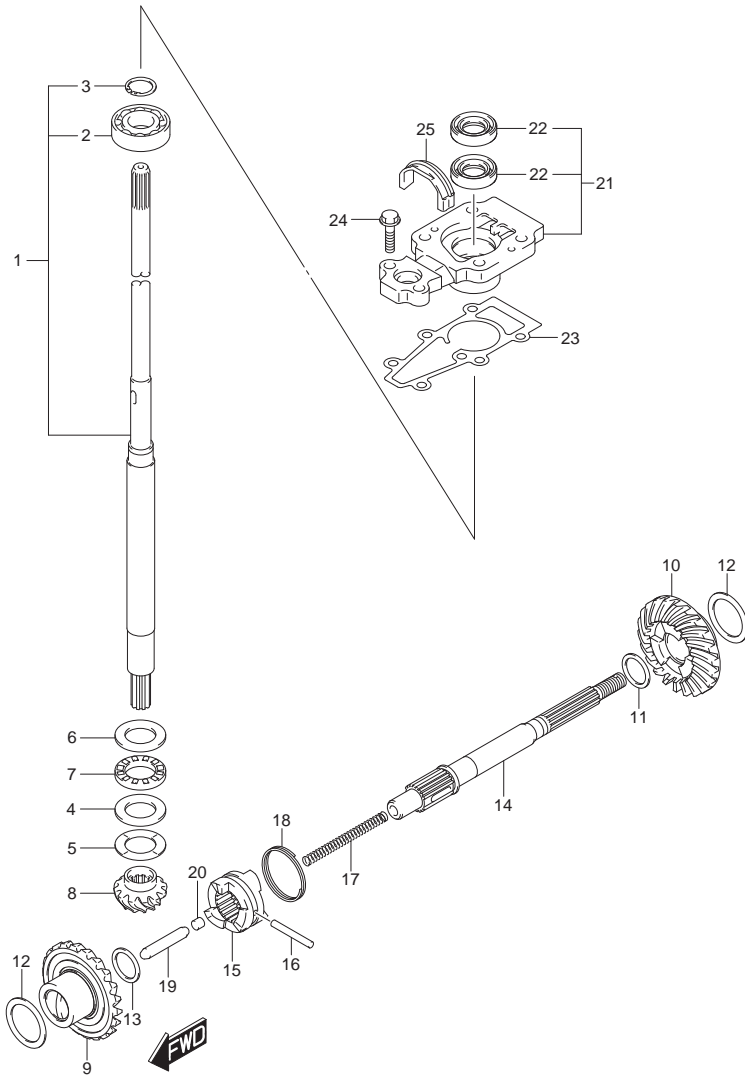
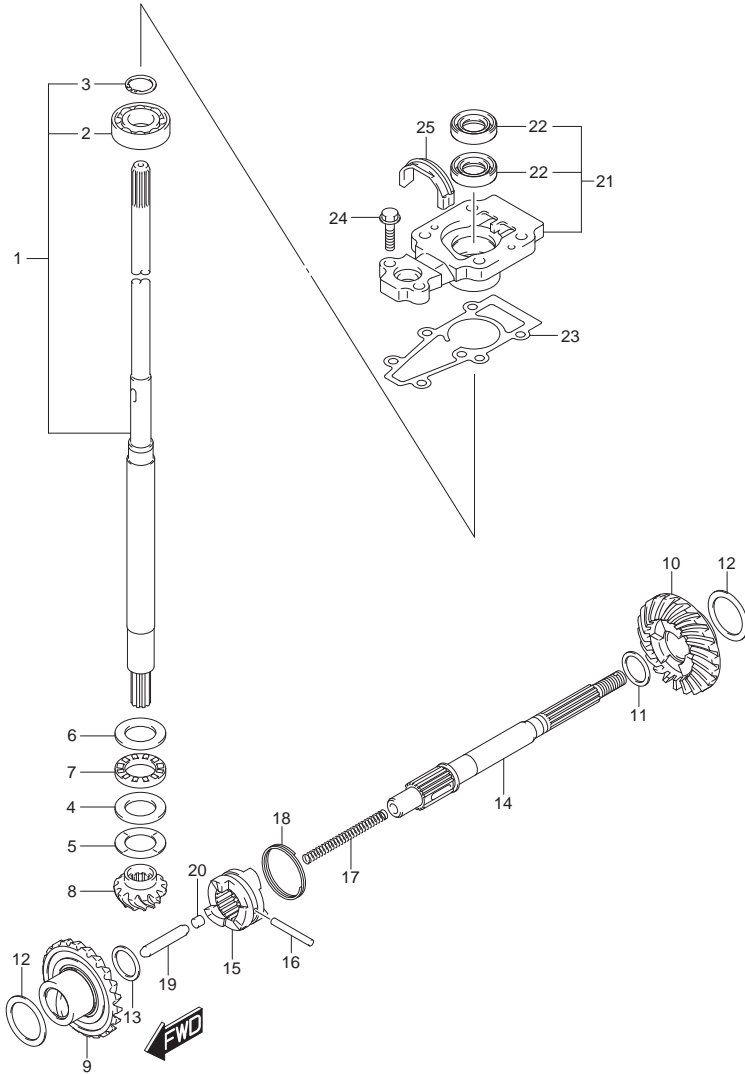


FIG.220C (1-E-13) TRANSMISSION (DT9.9AK P36)

REF NO.	PART NO.	DESCRIPTION	Q'TY	REMARKS
14	57610-99JL0	SHAFT, PROPELLER	1	
15	57621-90L10	SHIFTER, CLUTCH DOG	1	
16	09202-04025	PIN (4X31)	1	
17	59441-94J00	SPRING, RETURN	1	
18	59441-99J00	SPRING, DOG	1	
19	57631-93901	ROD, PUSH	1	
20	57632-98501	PIN (6X6)	1	
21	56130-90L00	HOUSING, DRIVE SHAFT	1	
22	09282-13L01	.OIL SEAL (12.5X25X7)	2	
23	56132-99J10	GASKET, DRIVE SHAFT BRG HSG	1	
24	09116-06229	BOLT (6X25)	2	
25	55332-90L00	RUBBER, EXHAUST SEAL	1	

FIG.220D



DT9.9A\_15A\_P40\_014\_220D  
TRANSMISSION

FIG.220D (1-E-14) TRANSMISSION (DT15A P40)

REF NO.	PART NO.	DESCRIPTION	Q'TY	REMARKS
1-1	57100-90L40	SHAFT ASSY, DRIVE (S)	1	W/TRANSOM(S)
1-2	57100-90L30	SHAFT ASSY, DRIVE (L)	1	W/TRANSOM(L)
2	08110-60020	.BEARING	1	
3	09380-15001	.SNAP RING	1	
4	09160-20027	WASHER (20X35X2.75)	1	
5-1	09181-20251	SHIM (T:1.0)	1	
5-2	09160-20042	SHIM (T:1.1)	1	
5-3	09160-20043	SHIM (T:1.2)	1	
5-4	09160-20044	SHIM (T:1.3)	1	
5-5	09181-20244	SHIM (T:0.7)	1	
5-6	09181-20246	SHIM (T:0.8)	1	
5-7	09181-20248	SHIM (T:0.9)	1	
6	09160-21L01	WASHER (21X35X2.75)	1	
7	09263-20L04	BEARING (20X35X4.5)	1	
8	57311-90L00	PINION	1	
9	57510-90L00	GEAR, FORWARD (NT:23)	1	
10	57521-90L00	GEAR, REVERSE (NT:23)	1	
11-1	09160-17024	WASHER (T:1.1)	1	REV
11-2	09160-17039	WASHER (T:1.2)	1	REV
11-3	09160-17025	WASHER (T:1.3)	1	REV
11-4	09160-17040	WASHER (T:1.4)	1	REV
11-5	09160-17026	WASHER (T:1.5)	1	REV
11-6	09160-17041	WASHER (T:1.6)	1	REV
11-7	09160-17027	WASHER (T:1.7)	1	REV
11-8	09160-17042	WASHER (T:1.8)	1	REV
11-9	09160-17028	WASHER (T:1.9)	1	REV
12-1	09181-25160	SHIM (T:0.7)	2	
12-2	09181-25162	SHIM (T:0.8)	2	
12-3	09181-25164	SHIM (T:0.9)	2	
12-4	09160-25040	SHIM (T:1.0)	2	
12-5	09160-25041	SHIM (T:1.1)	2	
12-6	09160-25042	SHIM (T:1.2)	2	
12-7	09181-25181	SHIM (T:1.3)	2	
13	09181-15156	SHIM (T:1.5)	1	FWD

DT9. 9A\_15A\_P40\_014



FIG.220D

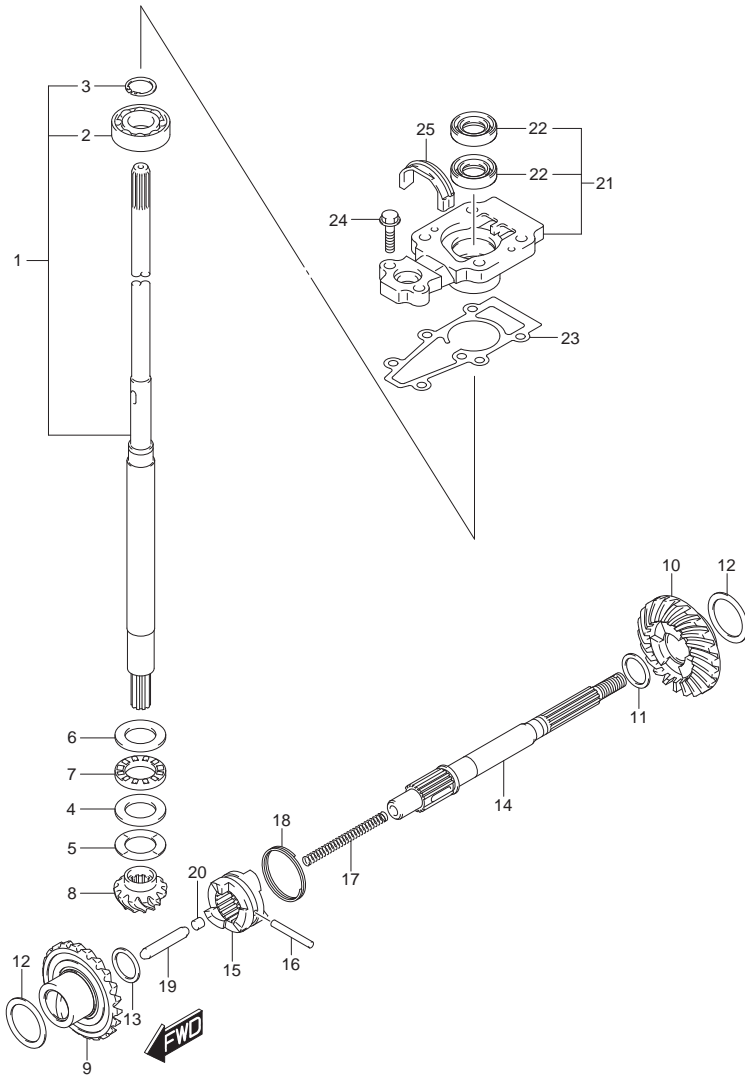
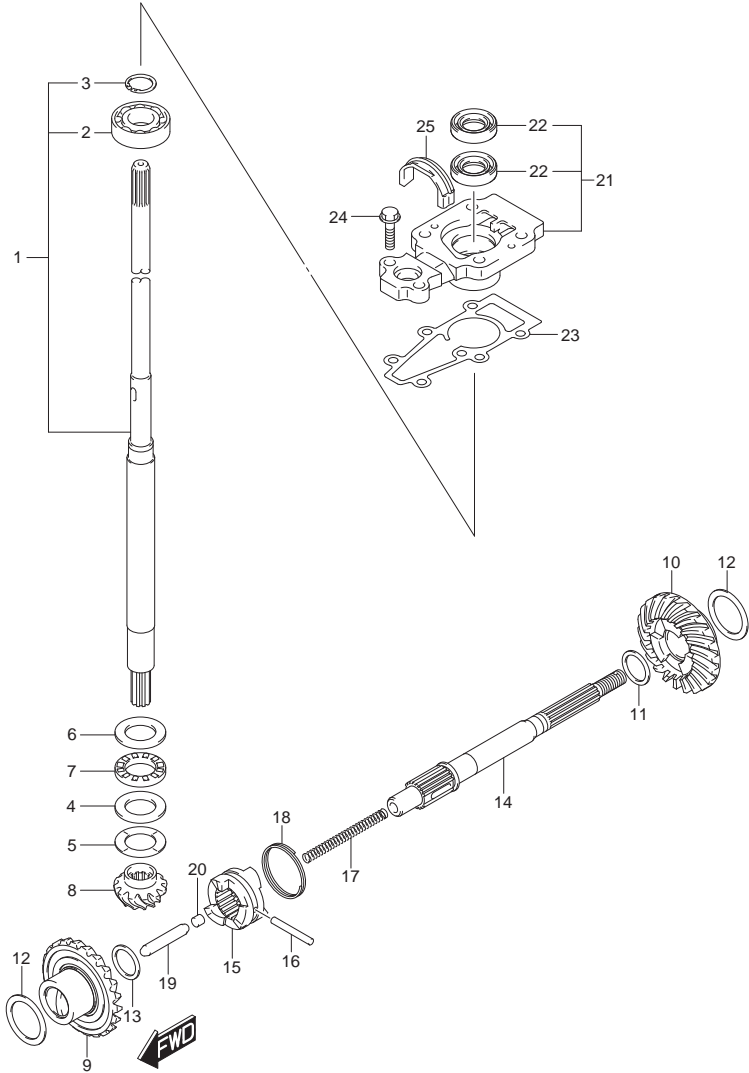


FIG.220D (1-E-15) TRANSMISSION (DT15A P40)

REF NO.	PART NO.	DESCRIPTION	Q'TY	REMARKS
14	57610-99JL0	SHAFT, PROPELLER	1	
15	57621-90L10	SHIFTER, CLUTCH DOG	1	
16	09202-04025	PIN (4X31)	1	
17	59441-94J00	SPRING, RETURN	1	
18	59441-99J00	SPRING, DOG	1	
19	57631-93901	ROD, PUSH	1	
20	57632-98501	PIN (6X6)	1	
21	56130-90L00	HOUSING, DRIVE SHAFT	1	
22	09282-13L01	.OIL SEAL (12.5X25X7)	2	
23	56132-99J10	GASKET, DRIVE SHAFT BRG HSG	1	
24	09116-06229	BOLT (6X25)	2	
25	55332-90L00	RUBBER, EXHAUST SEAL	1	

FIG.220E



DT9.9A\_15A\_P40\_014\_220E  
TRANSMISSION

FIG.220E (1-F-2) TRANSMISSION (DT15AK P36)

REF NO.	PART NO.	DESCRIPTION	Q'TY	REMARKS
1-1	57100-90L40	SHAFT ASSY, DRIVE (S)	1	W/TRANSOM(S)
1-2	57100-90L30	SHAFT ASSY, DRIVE (L)	1	W/TRANSOM(L)
2	08110-60020	.BEARING	1	
3	09380-15001	.SNAP RING	1	
4	09160-20027	WASHER (20X35X2.75)	1	
5-1	09181-20251	SHIM (T:1.0)	1	
5-2	09160-20042	SHIM (T:1.1)	1	
5-3	09160-20043	SHIM (T:1.2)	1	
5-4	09160-20044	SHIM (T:1.3)	1	
5-5	09181-20244	SHIM (T:0.7)	1	
5-6	09181-20246	SHIM (T:0.8)	1	
5-7	09181-20248	SHIM (T:0.9)	1	
6	09160-21L01	WASHER (21X35X2.75)	1	
7	09263-20L04	BEARING (20X35X4.5)	1	
8	57311-90L00	PINION	1	
9	57510-90L00	GEAR, FORWARD (NT:23)	1	
10	57521-90L00	GEAR, REVERSE (NT:23)	1	
11-1	09160-17024	WASHER (T:1.1)	1	REV
11-2	09160-17039	WASHER (T:1.2)	1	REV
11-3	09160-17025	WASHER (T:1.3)	1	REV
11-4	09160-17040	WASHER (T:1.4)	1	REV
11-5	09160-17026	WASHER (T:1.5)	1	REV
11-6	09160-17041	WASHER (T:1.6)	1	REV
11-7	09160-17027	WASHER (T:1.7)	1	REV
11-8	09160-17042	WASHER (T:1.8)	1	REV
11-9	09160-17028	WASHER (T:1.9)	1	REV
12-1	09181-25160	SHIM (T:0.7)	2	
12-2	09181-25162	SHIM (T:0.8)	2	
12-3	09181-25164	SHIM (T:0.9)	2	
12-4	09160-25040	SHIM (T:1.0)	2	
12-5	09160-25041	SHIM (T:1.1)	2	
12-6	09160-25042	SHIM (T:1.2)	2	
12-7	09181-25181	SHIM (T:1.3)	2	
13	09181-15156	SHIM (T:1.5)	1	FWD

DT9. 9A\_15A\_P40\_014

FIG.220E

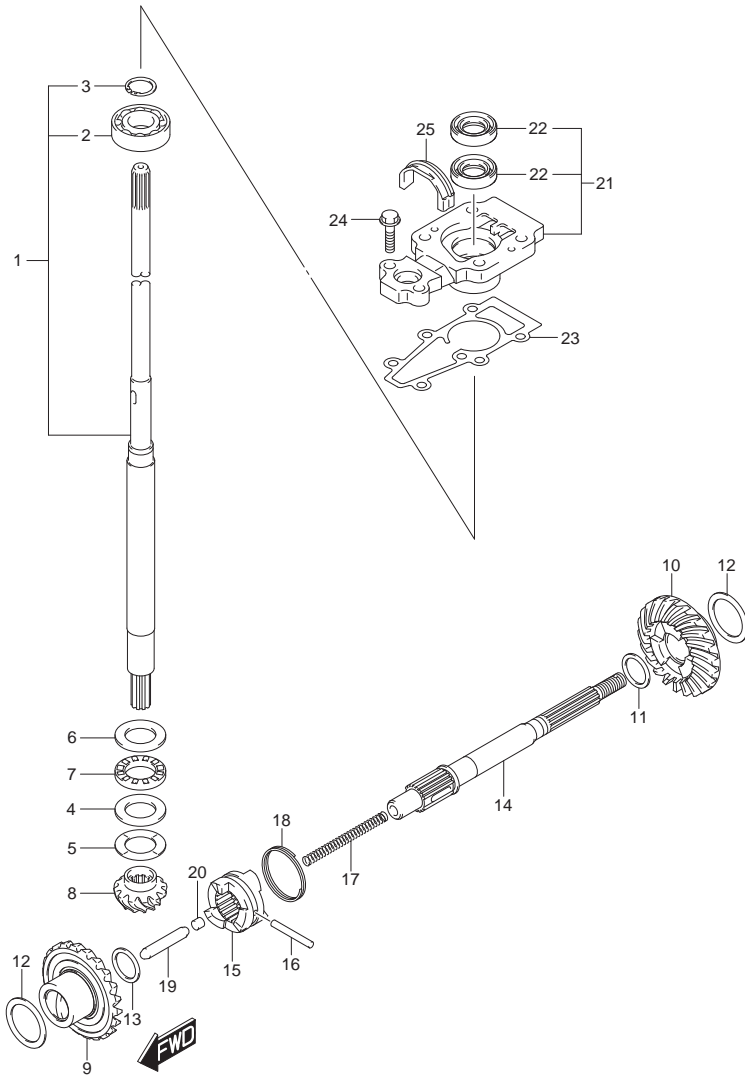


FIG.220E (1-F-3) TRANSMISSION (DT15AK P36)

REF NO.	PART NO.	DESCRIPTION	Q'TY	REMARKS
14	57610-99JL0	SHAFT, PROPELLER	1	
15	57621-90L10	SHIFTER, CLUTCH DOG	1	
16	09202-04025	PIN (4X31)	1	
17	59441-94J00	SPRING, RETURN	1	
18	59441-99J00	SPRING, DOG	1	
19	57631-93901	ROD, PUSH	1	
20	57632-98501	PIN (6X6)	1	
21	56130-90L00	HOUSING, DRIVE SHAFT	1	
22	09282-13L01	.OIL SEAL (12.5X25X7)	2	
23	56132-99J10	GASKET, DRIVE SHAFT BRG HSG	1	
24	09116-06229	BOLT (6X25)	2	
25	55332-90L00	RUBBER, EXHAUST SEAL	1	

FIG.301A

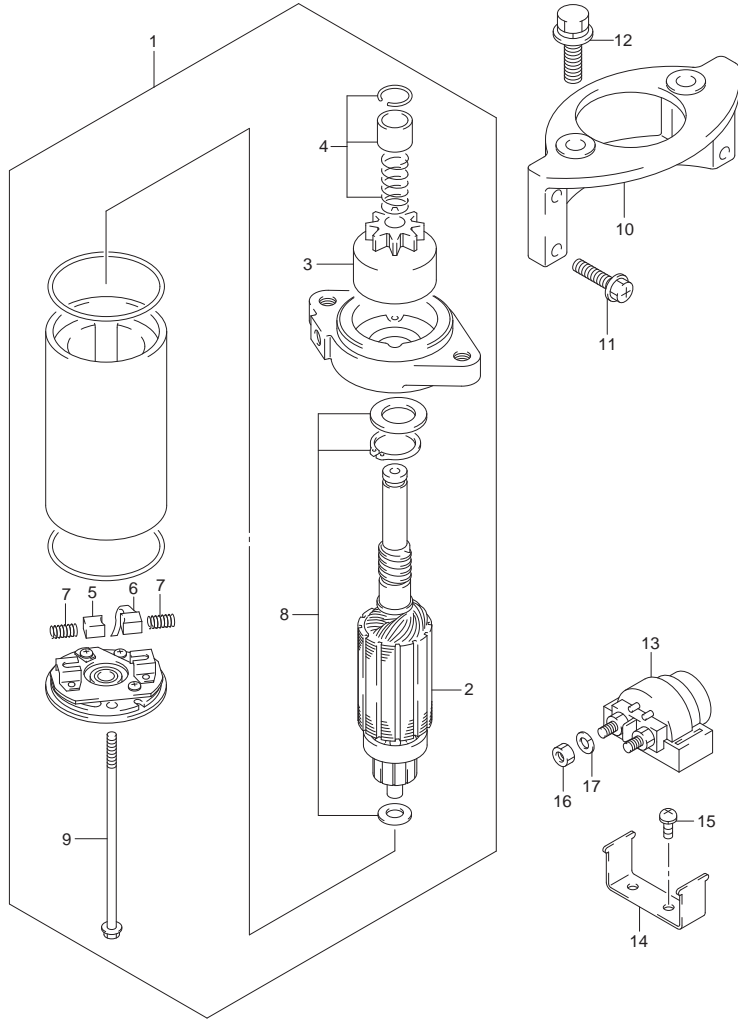


FIG.301A (1-F-4) STARTING MOTOR (DT15A P40)

REF NO.	PART NO.	DESCRIPTION	Q'TY	REMARKS
1	31100-89E01	MOTOR, STARTING	1	
2	31310-92D10	.ARMATURE, STARTER	1	
3	31320-89E00	.PINION ASSY	1	
4	31312-92D10	.STOPPER SET, PINION	1	
5	31131-89E00	.BRUSH (+)	1	
6	31132-89E00	.BRUSH (-)	1	
7	31135-92D10	.SPRING	2	
8	31360-92D10	.WASHER KIT	1	
9	31281-92D10	.BOLT, STARTER HOUSING	2	
10	31911-90L00	BRACKET, STARTER	1	
11	01550-06257	BOLT	4	
12	01550-08257	BOLT	2	
13	31800-94401	RELAY ASSY, STARTING MOTOR	1	
14	31805-95501	BRACKET, STARTING MOTOR RELAY	1	
15	02112-35127	SCREW	2	
16	08310-00067	NUT	2	
17	08321-01067	LOCK WASHER	2	

FIG.303A

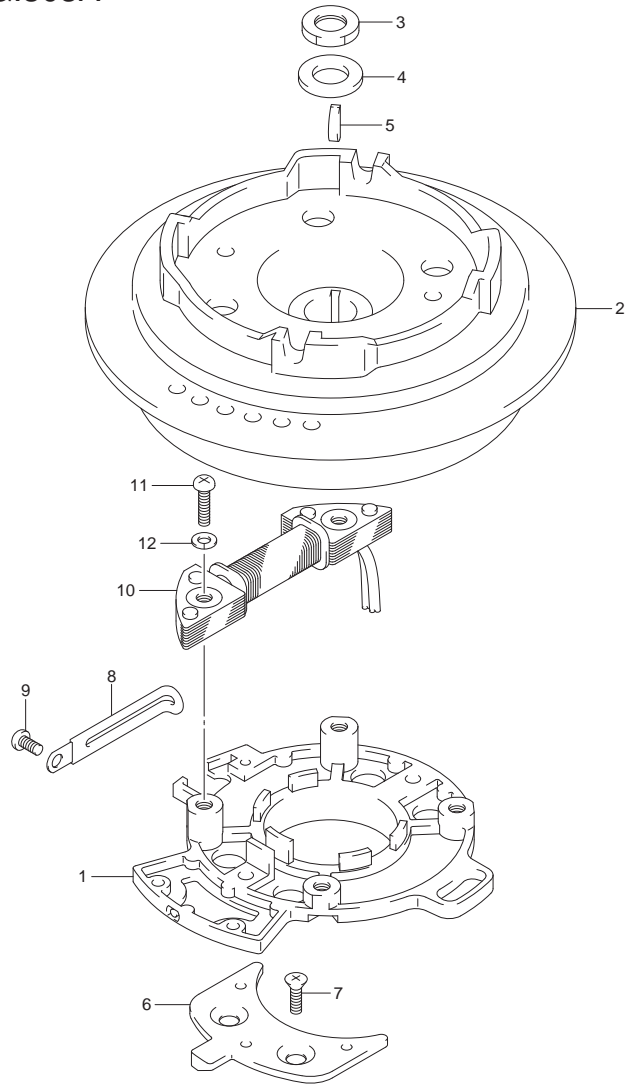


FIG.303A (1-F-5) MAGNETO (DT9.9A P40)

REF NO.	PART NO.	DESCRIPTION	Q'TY	REMARKS
1	32101-95L00	STATOR ASSY	1	
2	32102-95L00	FLYWHEEL	1	
3	09140-14008	NUT	1	
4	09160-14052	WASHER (14X27X4)	1	
5	09420-04008	KEY	1	
6	32390-90L00	RETAINER, MAGNETO STATOR	2	
7	09126-06022	SCREW (6X16)	4	
8	29404-93J10	CLAMP	1	
9	02112-06127	SCREW	1	
10	32140-93900	COIL, PRIMARY	1	
11	02112-06257	SCREW	2	
12	08321-01067	LOCK WASHER	2	

FIG.303B

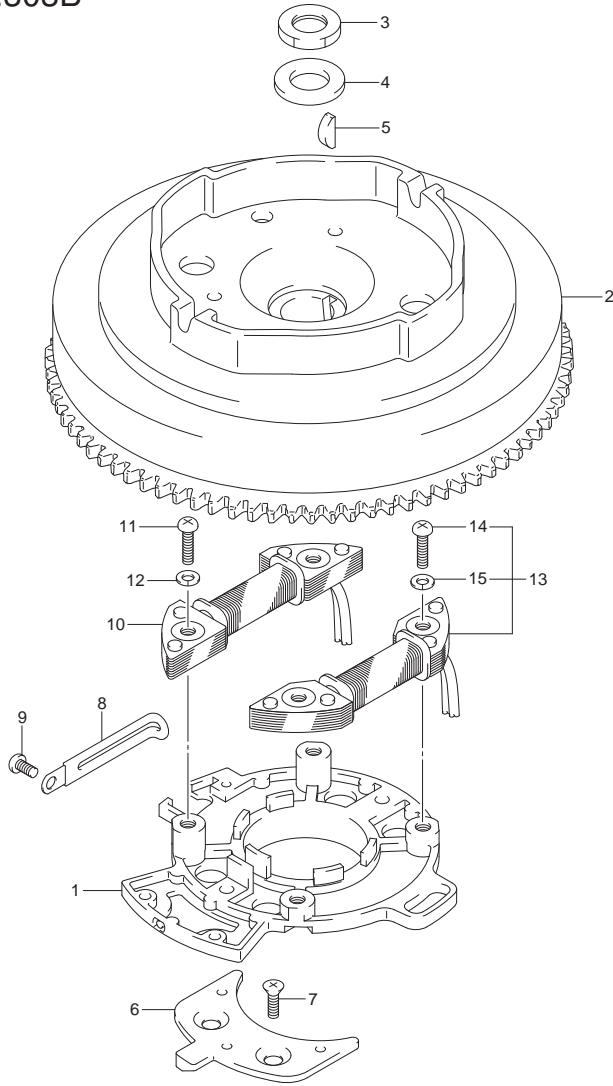


FIG.303B (1-F-6) MAGNETO (DT9.9AK P40)

REF NO.	PART NO.	DESCRIPTION	Q'TY	REMARKS
1	32101-93930	STATOR ASSY	1	
2	32102-90L10	FLYWHEEL	1	
3	09140-14008	NUT	1	
4	09160-14052	WASHER (14X27X4)	1	
5	09420-04008	KEY	1	
6	32390-90L00	RETAINER, MAGNETO STATOR	2	
7	09126-06022	SCREW (6X16)	4	
8	29404-93J10	CLAMP	1	
9	02112-06127	SCREW	1	
10	32140-93900	COIL, PRIMARY	1	
11	02112-06257	SCREW	2	
12	08321-01067	LOCK WASHER	2	
13	32200-93910	COIL SET, LIGHTING	1	
14	02112-06257	.SCREW	2	
15	08321-01067	.LOCK WASHER	2	

FIG.303C

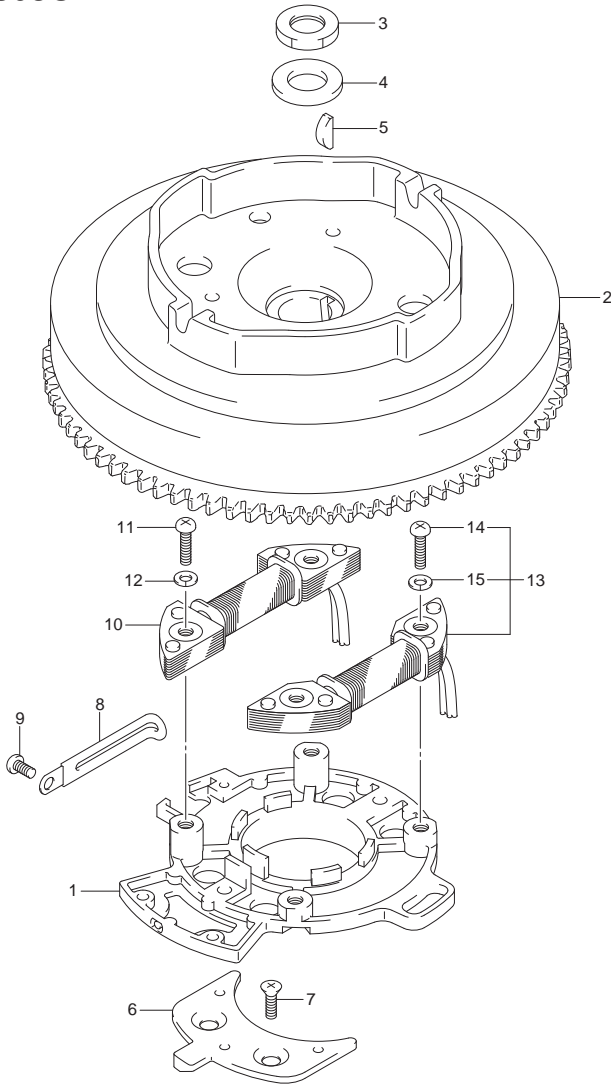


FIG.303C (1-F-7) MAGNETO (DT9.9AK P36)

REF NO.	PART NO.	DESCRIPTION	Q'TY	REMARKS
1	32101-93930	STATOR ASSY	1	
2	32102-90L10	FLYWHEEL	1	
3	09140-14008	NUT	1	
4	09160-14052	WASHER (14X27X4)	1	
5	09420-04008	KEY	1	
6	32390-90L00	RETAINER, MAGNETO STATOR	2	
7	09126-06022	SCREW (6X16)	4	
8	29404-93J10	CLAMP	1	
9	02112-06127	SCREW	1	
10	32140-93900	COIL, PRIMARY	1	
11	02112-06257	SCREW	2	
12	08321-01067	LOCK WASHER	2	
13	32200-93910	COIL SET, LIGHTING	1	
14	02112-06257	.SCREW	2	
15	08321-01067	.LOCK WASHER	2	

FIG.303D

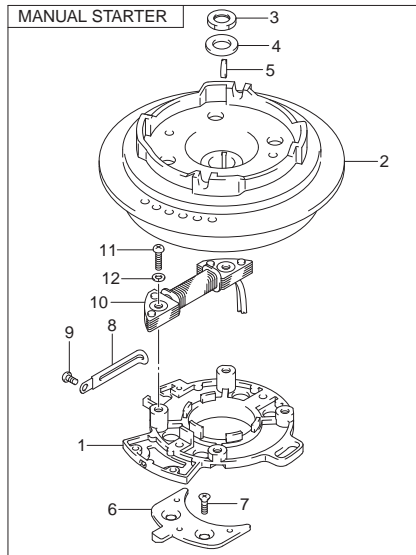
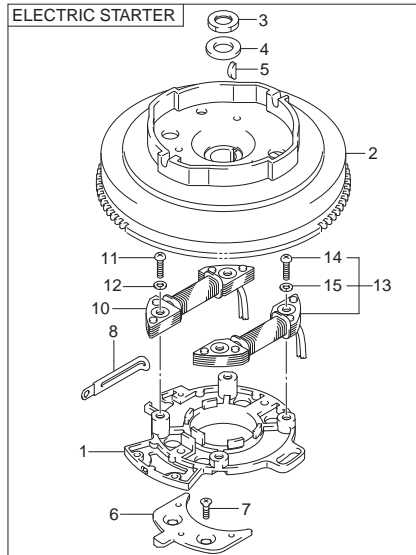


FIG.303D (1-F-8) MAGNETO (DT15A P40)

REF NO.	PART NO.	DESCRIPTION	Q'TY	REMARKS
1-1	32101-95L00	STATOR ASSY	1	MANUAL STARTER
1-2	32101-93930	STATOR ASSY	1	ELECTRIC STARTER
2-1	32102-95L00	FLYWHEEL	1	MANUAL STARTER
2-2	32102-90L00	FLYWHEEL	1	ELECTRIC STARTER
3	09140-14008	NUT	1	
4	09160-14052	WASHER (14X27X4)	1	
5	09420-04008	KEY	1	
6	32390-90L00	RETAINER, MAGNETO STATOR	2	
7	09126-06022	SCREW (6X16)	4	
8	29404-93J10	CLAMP	1	
9	02112-06127	SCREW	1	MANUAL STARTER
10	32140-93900	COIL, PRIMARY	1	
11	02112-06257	SCREW	2	
12	08321-01067	LOCK WASHER	2	
13	32200-93910	COIL SET, LIGHTING	1	ELECTRIC STARTER
14	02112-06257	.SCREW	2	ELECTRIC STARTER
15	08321-01067	.LOCK WASHER	2	ELECTRIC STARTER



FIG.303E

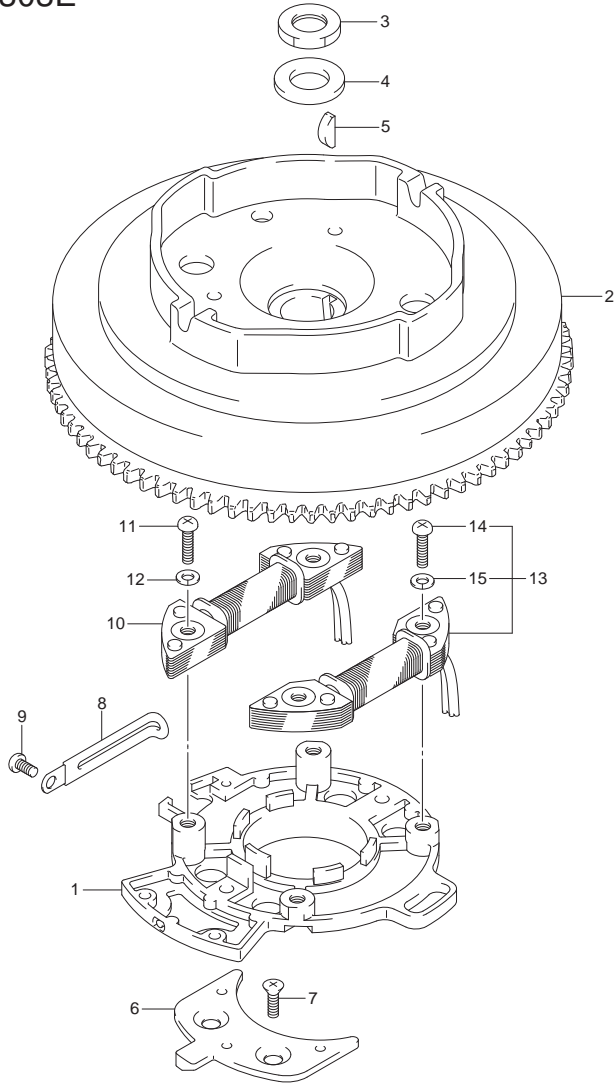


FIG.303E (1-F-9) MAGNETO (DT15AK P36)

REF NO.	PART NO.	DESCRIPTION	Q'TY	REMARKS
1	32101-93930	STATOR ASSY	1	
2	32102-90L10	FLYWHEEL	1	
3	09140-14008	NUT	1	
4	09160-14052	WASHER (14X27X4)	1	
5	09420-04008	KEY	1	
6	32390-90L00	RETAINER, MAGNETO STATOR	2	
7	09126-06022	SCREW (6X16)	4	
8	29404-93J10	CLAMP	1	
9	02112-06127	SCREW	1	
10	32140-93900	COIL, PRIMARY	1	
11	02112-06257	SCREW	2	
12	08321-01067	LOCK WASHER	2	
13	32200-93910	COIL SET, LIGHTING	1	
14	02112-06257	.SCREW	2	
15	08321-01067	.LOCK WASHER	2	

FIG.307A

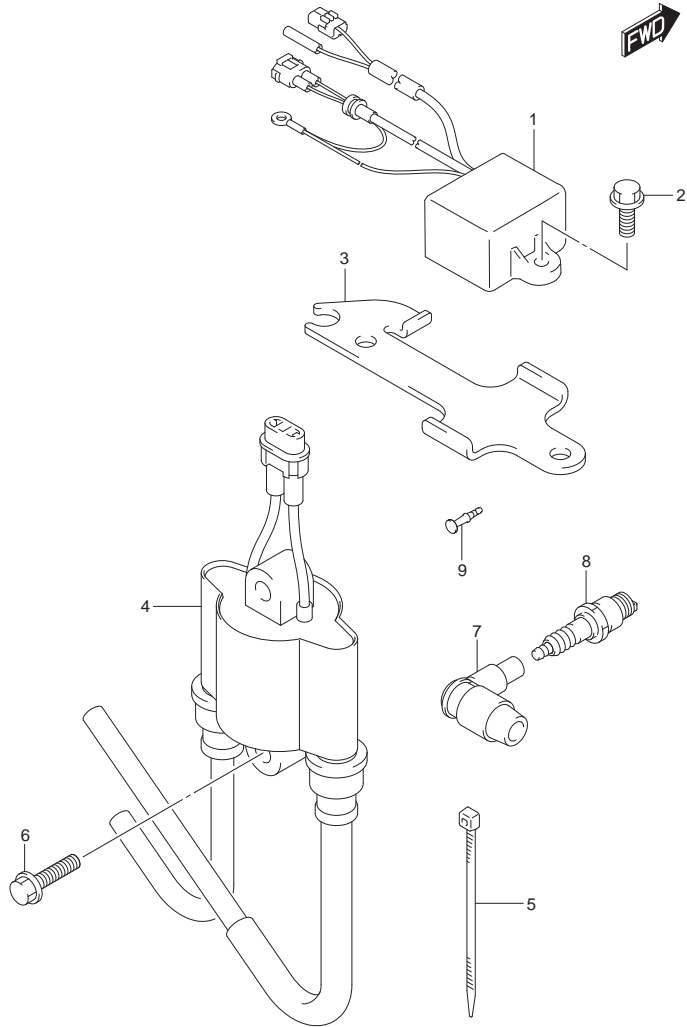
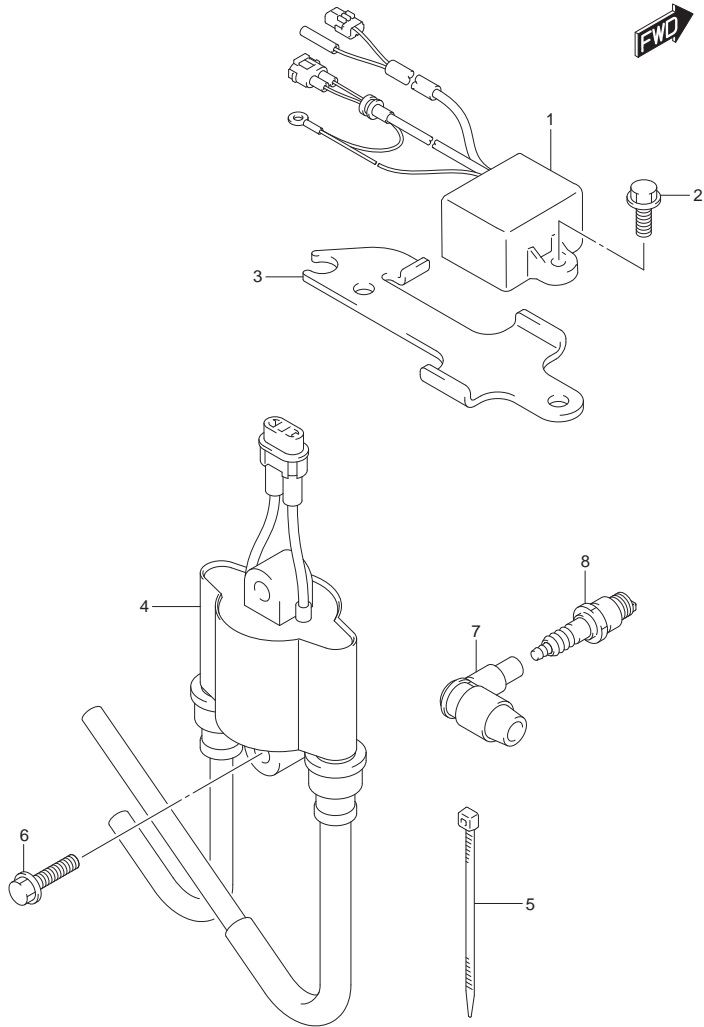


FIG.307A (1-F-10) IGNITION COIL (DT9.9A P40)

REF NO.	PART NO.	DESCRIPTION	Q'TY	REMARKS
1	32900-90L00	CDI UNIT	1	
2	01550-06167	BOLT	2	
3	32915-95L00	BRACKET, CDI UNIT	1	
4	33410-95L00	COIL, IGNITION	1	
5	09407-14407	CLAMP (L:145)	1	
6	01550-06257	BOLT	2	
7	33510-90L00	CAP, SPARK PLUG	2	
8	09482-00533	SPARK PLUG (NGK, BR7HS-10)	2	
9	36615-96300	TERMINAL, RESIN	1	

FIG.307B

FIG.307B (1-F-11) IGNITION COIL (DT9.9AK P40)



REF NO.	PART NO.	DESCRIPTION	Q'TY	REMARKS
1	32900-90L01	CDI UNIT	1	
2	01550-06167	BOLT	2	
3	32915-95L00	BRACKET, CDI UNIT	1	
4	33410-95L00	COIL, IGNITION	1	
5	09407-14407	CLAMP (L:145)	1	
6	01550-06257	BOLT	2	
7	33510-95520	CAP, SPARK PLUG	2	
8	09482-00534	SPARK PLUG (NGK, BR6HS-10)	2	

FIG.307C

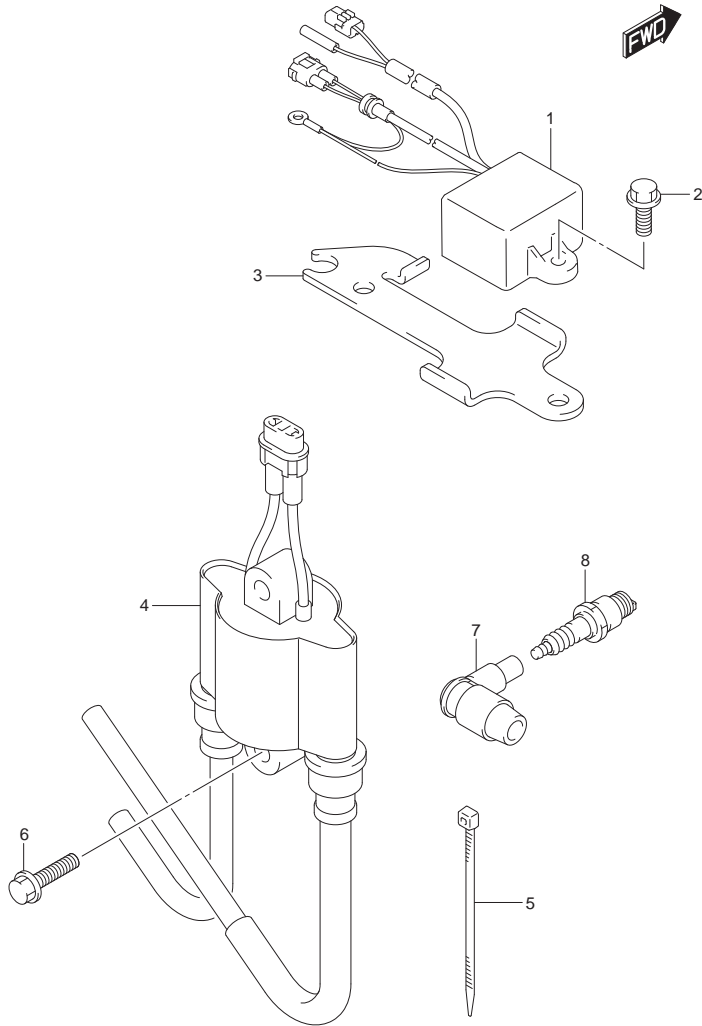


FIG.307C (1-F-12) IGNITION COIL (DT9.9AK P36)

REF NO.	PART NO.	DESCRIPTION	Q'TY	REMARKS
1	32900-90L01	CDI UNIT	1	
2	01550-06167	BOLT	2	
3	32915-95L00	BRACKET, CDI UNIT	1	
4	33410-95L00	COIL, IGNITION	1	
5	09407-14407	CLAMP (L:145)	1	
6	01550-06257	BOLT	2	
7	33510-95520	CAP, SPARK PLUG	2	
8	09482-00534	SPARK PLUG (NGK, BR6HS-10)	2	

FIG.307D

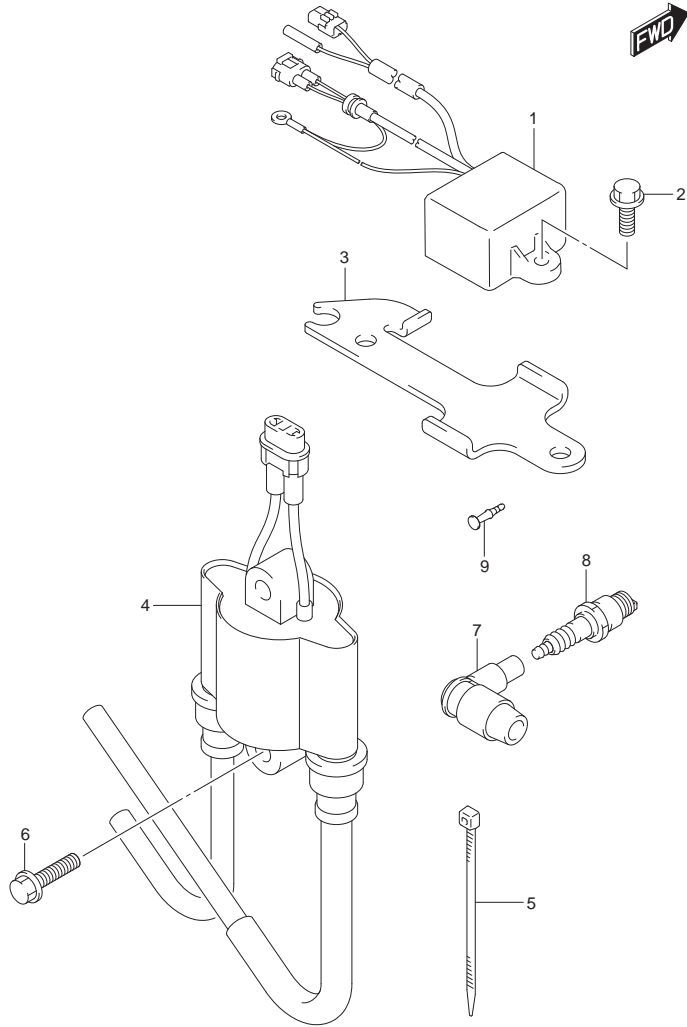


FIG.307D (1-F-13) IGNITION COIL (DT15A P40)

REF NO.	PART NO.	DESCRIPTION	Q'TY	REMARKS
1	32900-90L00	CDI UNIT	1	
2	01550-06167	BOLT	2	
3	32915-95L00	BRACKET, CDI UNIT	1	
4	33410-95L00	COIL, IGNITION	1	
5	09407-14407	CLAMP (L:145)	1	
6	01550-06257	BOLT	2	
7	33510-90L00	CAP, SPARK PLUG	2	
8	09482-00533	SPARK PLUG (NGK, BR7HS-10)	2	
9	36615-96300	TERMINAL, RESIN	1	

FIG.307E

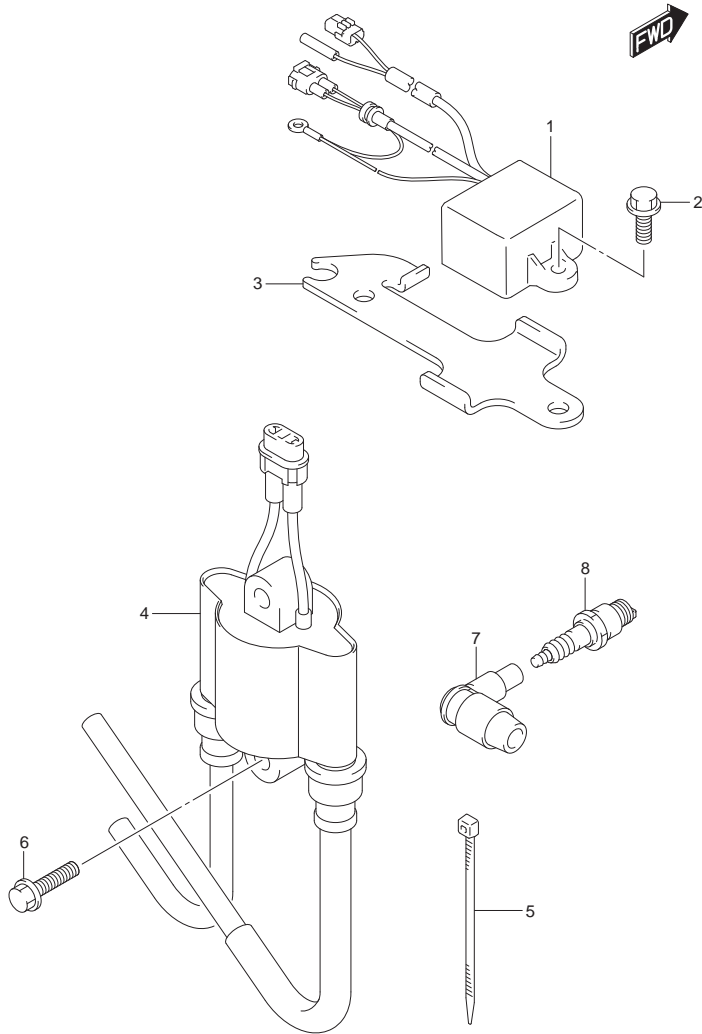


FIG.307E (1-F-14) IGNITION COIL (DT15AK P36)

REF NO.	PART NO.	DESCRIPTION	Q'TY	REMARKS
1	32900-90L01	CDI UNIT	1	
2	01550-06167	BOLT	2	
3	32915-95L00	BRACKET, CDI UNIT	1	
4	33410-95L00	COIL, IGNITION	1	
5	09407-14407	CLAMP (L:145)	1	
6	01550-06257	BOLT	2	
7	33510-95520	CAP, SPARK PLUG	2	
8	09482-00534	SPARK PLUG (NGK, BR6HS-10)	2	

FIG.319A

FIG.319A (1-F-15) ELECTRICAL (DT9.9A P40)

REF NO.	PART NO.	DESCRIPTION	Q'TY	REMARKS
1	37835-95D00	LABEL, STOP	1	
2	01550-06127	BOLT	1	
3	37830-90L00	SWITCH ASSY, EMERGENCY/STOP	1	
4	37823-97J00	.PLATE	1	
5	37826-97J00	.NUT	1	
6	37801-98300	LEAD, EMERGENCY/STOP SWITCH	1	
7	21221-95L00	BUSH	1	
8	37163-89L00	PLUG, STARTING SWITCH HOLE	1	
9	09407-14403	CLAMP, HARNESS	1	MANUAL STARTER

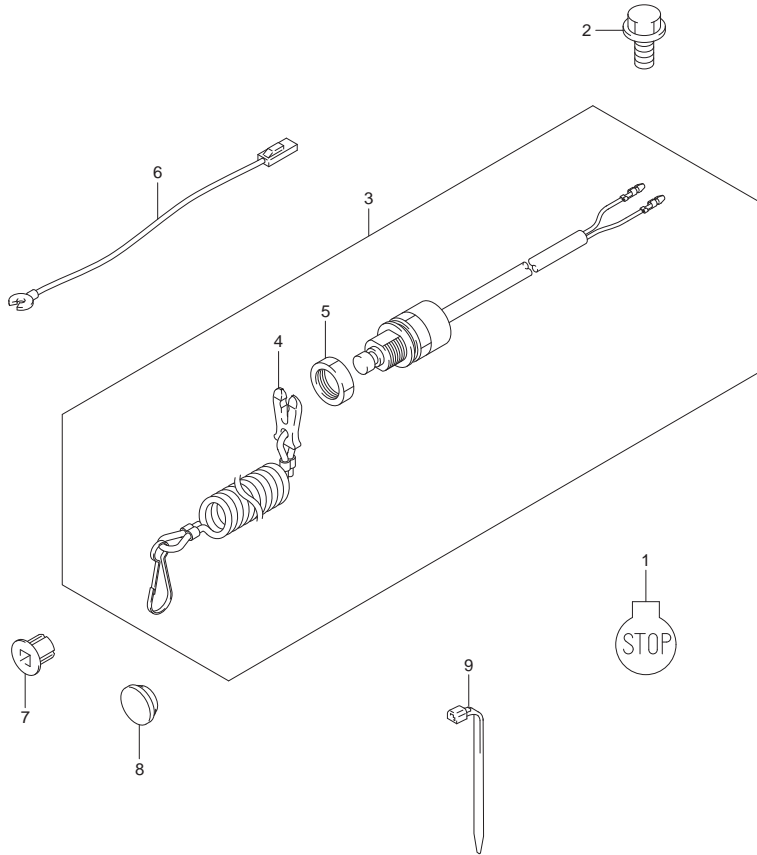


FIG.319B

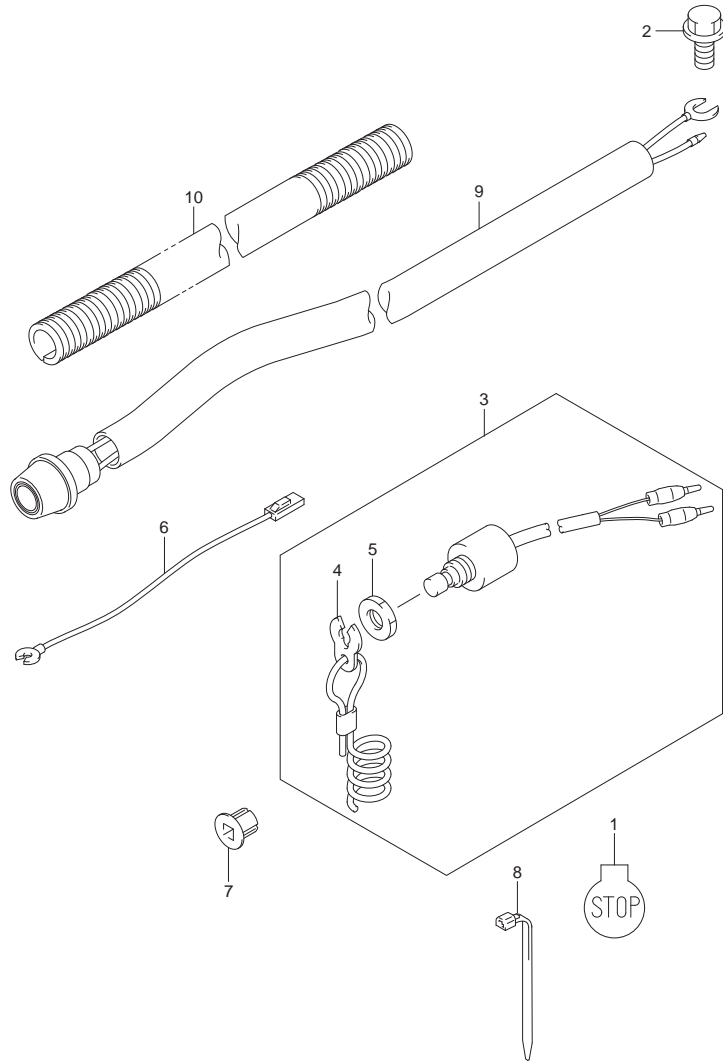


FIG.319B (1-G-2) ELECTRICAL (DT9.9AK P40)

REF NO.	PART NO.	DESCRIPTION	Q'TY	REMARKS
1	37835-95D00	LABEL, STOP	1	
2	01550-06127	BOLT	1	
3	37830-90L00	SWITCH ASSY, EMERGENCY/STOP	1	
4	37823-97J00	.PLATE	1	
5	37826-97J00	.NUT	1	
6	37801-98300	LEAD, EMERGENCY/STOP SWITCH	1	
7	21221-95L00	BUSH	1	
8	09407-14403	CLAMP, HARNESS	1	MANUAL STARTER
9	37800-93954	SWITCH ASSY, ENGINE STOP	1	MANUAL STARTER
10	33446-98E20	PROTECTOR (L:500)	1	MANUAL STARTER L:500->100



FIG.319C

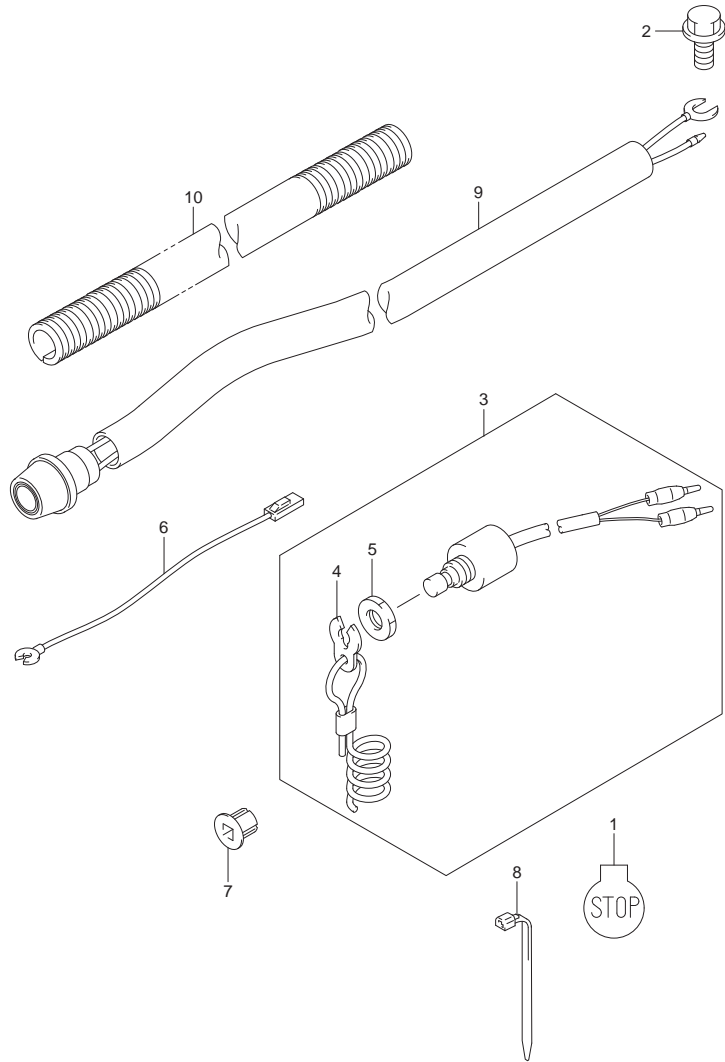


FIG.319C (1-G-3) ELECTRICAL (DT9.9AK P36)

REF NO.	PART NO.	DESCRIPTION	Q'TY	REMARKS
1	37835-95D00	LABEL, STOP	1	
2	01550-06127	BOLT	1	
3	37830-90L00	SWITCH ASSY, EMERGENCY/STOP	1	
4	37823-97J00	.PLATE	1	
5	37826-97J00	.NUT	1	
6	37801-98300	LEAD, EMERGENCY/STOP SWITCH	1	
7	21221-95L00	BUSH	1	
8	09407-14403	CLAMP, HARNESS	1	MANUAL STARTER
9	37800-93954	SWITCH ASSY, ENGINE STOP	1	MANUAL STARTER
10	33446-98E20	PROTECTOR (L:500)	1	MANUAL STARTER L:500->100

FIG.319D

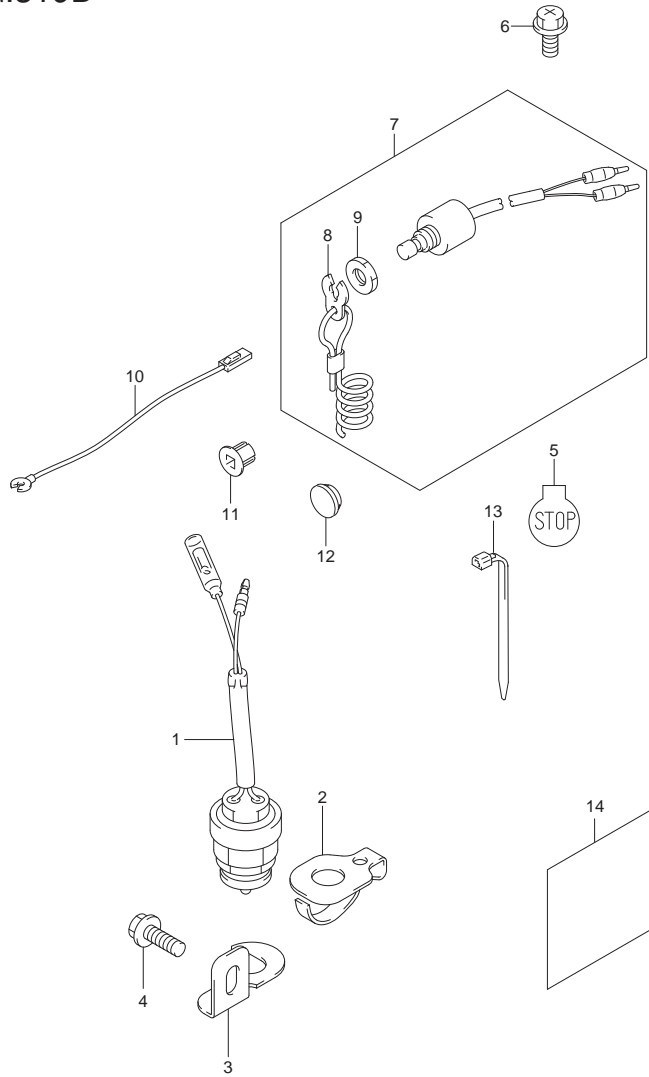


FIG.319D (1-G-4) ELECTRICAL (DT15A P40)

REF NO.	PART NO.	DESCRIPTION	Q'TY	REMARKS
1	37721-96354	SWITCH ASSY, NEUTRAL	1	ELECTRIC STARTER
2	37725-94302	ACTUATOR, NEUTRAL SWITCH	1	ELECTRIC STARTER
3	37726-94402	BRACKET, NEUTRAL SWITCH	1	ELECTRIC STARTER
4	01550-06167	BOLT	1	ELECTRIC STARTER
5	37835-95D00	LABEL, STOP	1	
6	01550-06127	BOLT	1	
7	37830-90L00	SWITCH ASSY, EMERGENCY/STOP	1	
8	37823-97J00	.PLATE	1	
9	37826-97J00	.NUT	1	
10	37801-98300	LEAD, EMERGENCY/STOP SWITCH	1	
11	21221-95L00	BUSH	1	
12	37163-89L00	PLUG, STARTING SWITCH HOLE	1	
13	09407-14403	CLAMP, HARNESS	1	MANUAL STARTER
14	32916-92L00	COVER, HARNESS	1	ELECTRIC STARTER

FIG.319E

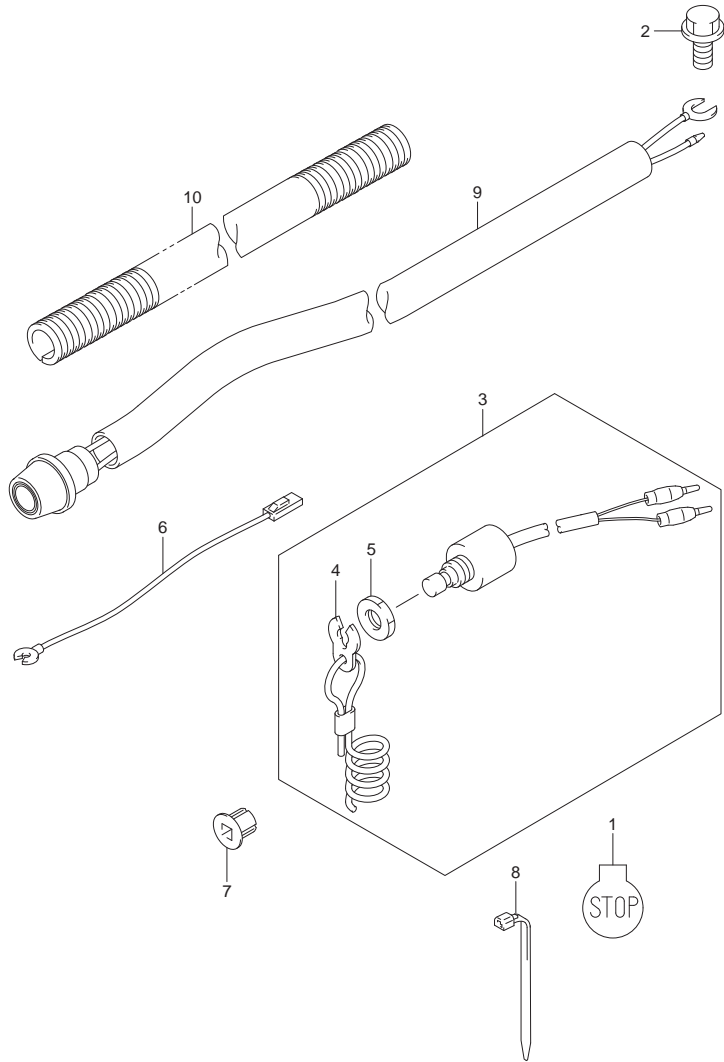


FIG.319E (1-G-5) ELECTRICAL (DT15AK P36)

REF NO.	PART NO.	DESCRIPTION	Q'TY	REMARKS
1	37835-95D00	LABEL, STOP	1	
2	01550-06127	BOLT	1	
3	37830-90L00	SWITCH ASSY, EMERGENCY/STOP	1	
4	37823-97J00	.PLATE	1	
5	37826-97J00	.NUT	1	
6	37801-98300	LEAD, EMERGENCY/STOP SWITCH	1	
7	21221-95L00	BUSH	1	
8	09407-14403	CLAMP, HARNESS	1	MANUAL STARTER
9	37800-93954	SWITCH ASSY, ENGINE STOP	1	MANUAL STARTER
10	33446-98E20	PROTECTOR (L:500)	1	MANUAL STARTER L:500->100

FIG.322A

FIG.322A (1-G-6) HARNESS (DT15A P40)

REF NO.	PART NO.	DESCRIPTION	Q'TY	REMARKS
1	32800-95D01	RECTIFIER ASSY	1	
2	02142-05257	SCREW	1	
3	33810-92D00	CABLE ASSY, STARTER	1	
4	33811-96300	GROMMET, STARTER CABLE	1	
5	33820-93900	CABLE ASSY, PLUS TERM TO RELAY	1	
6	36740-93901	CASE ASSY, FUSE	1	
7	09481-20001	.FUSE (20A)	1	
8	33833-91J00	TUBE, TRIM RELAY CABLE	1	L:250->100
9	36610-93901	WIRE HARNESS	1	
10	37161-95L00	SWITCH ASSY, START	1	ELECTRIC STARTER

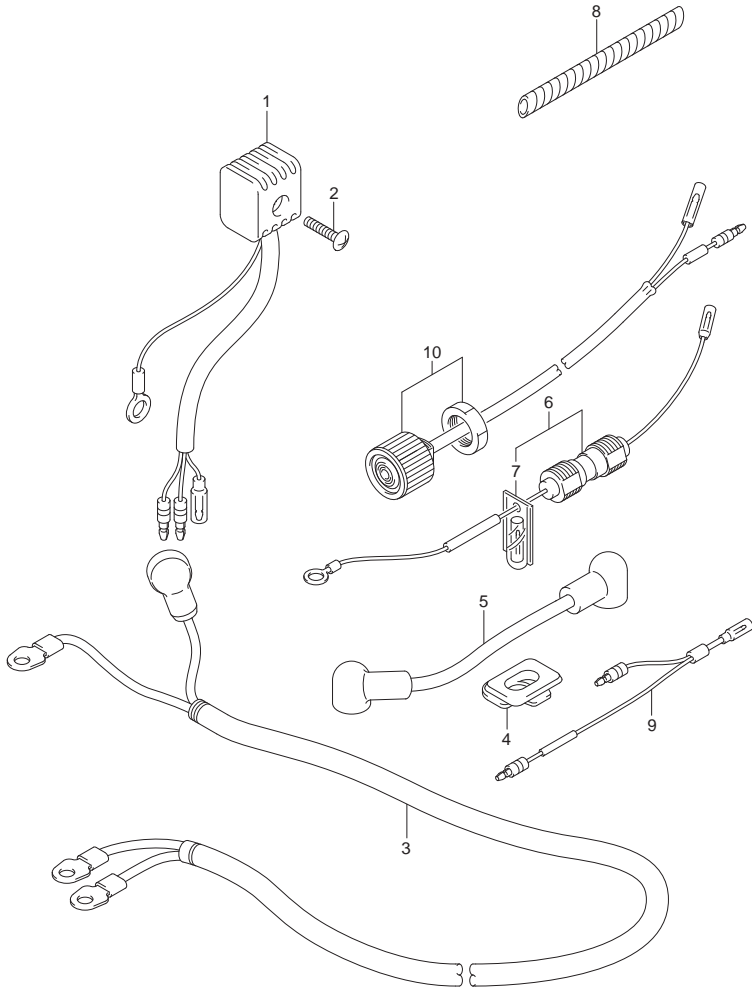


FIG.335A

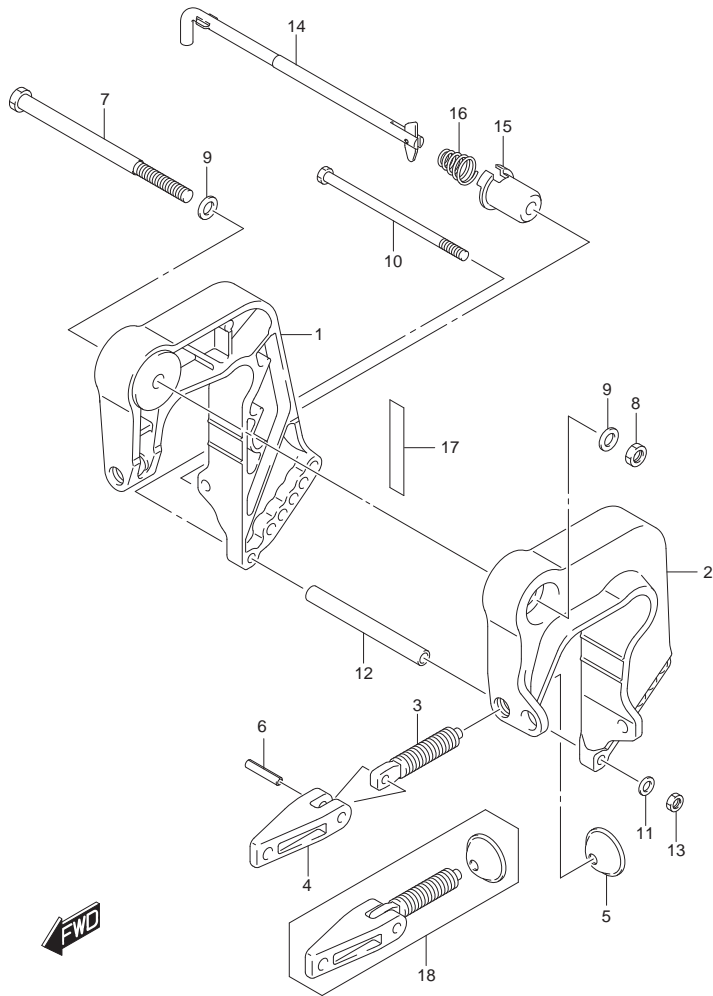


FIG.335A (1-G-7) CLAMP BRACKET

REF NO.	PART NO.	DESCRIPTION	Q'TY	REMARKS
1	41111-99J00-0EP	BRACKET, CLAMP STBD (BLACK)	1	
2	41121-99J00-0EP	BRACKET, CLAMP PORT (BLACK)	1	
3	41211-89E0	SCREW, CLAMP	2	
4	41212-91J00	HANDLE, CLAMP	2	
5	41213-94J01	PLATE, CLAMP	2	
6	09205-06021	SPRING PIN (6X25)	2	
7	09100-10320	BOLT (10X145)	1	
8	09159-10050	NUT	1	
9	09160-10082	WASHER	2	
10	09100-06177	BOLT (6X140)	1	
11	09160-06082	WASHER (6.5X13X1.0)	1	
12	09180-06357	SPACER	1	
13	29141-93J00	NUT, CLAMP BRKT LWR (M6)	1	
14	45420-99JM0	PIN, TILT LOCK	1	
15	45425-94J00	STOPPER, TILT LOCK PIN	1	
16	09441-17001	SPRING	1	
17	41112-95L00	CUSHION, CLAMP BRACKET	2	
18	41210-89E11	SCREW ASSY, CLAMP	1	OPT

FIG.336A

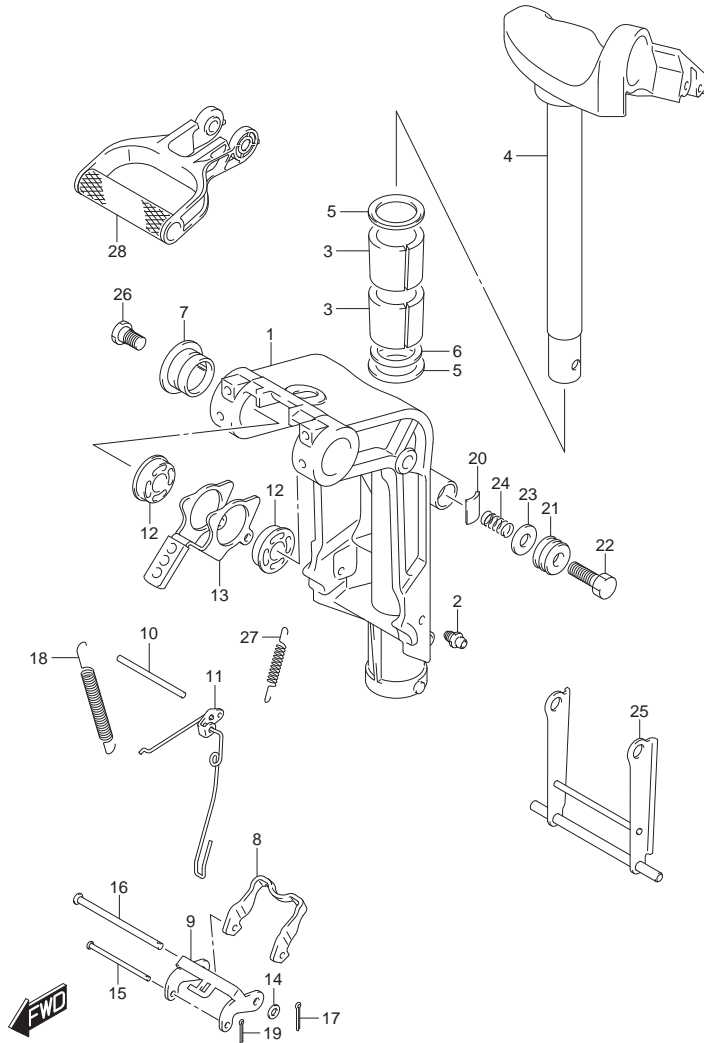


FIG.336A (1-G-8) SWIVEL BRACKET

REF NO.	PART NO.	DESCRIPTION	Q'TY	REMARKS
1	43111-99J60-0EP	BRACKET, SWIVEL (BLACK)	1	
2	22511-99011	NIPPLE	3	
3	43711-99J00	BUSH, STEERING	2	
4	43750-95L00-0EP	BRACKET, STEERING (BLACK)	1	
5	09160-27013	WASHER	2	
6	43211-99J00	BUSH, SWIVEL SHAFT	2	
7	09282-27002	SEAL, OIL (26X39X5)	1	
8	45231-89L00	ARM, REVERSE LOCK	1	
9	45241-89L00	LINK, REVERSE LOCK ARM	1	
10	41225-89L00	PIN, RELEASE ARM	1	
11	45250-89L03	LINK, RELEASE	1	
12	09306-10023	BUSH (22X27X7)	2	
13	45261-95L00	LEVER, RELEASE	1	
14	09160-06082	WASHER (6.5X13X1.0)	1	
15	09200-05014	PIN	1	
16	09200-06061	PIN	1	
17	09204-01002	PIN	1	
18	45212-95L00	SPRING	2	
19	45247-99J00	PIN, REV LOCK ARM COTTER	1	
20	43411-939L0	ADJUSTER, STEERING	1	
21	43412-93900	COVER, STEERING ADJUST	1	
22	09100-08232	BOLT (8X30)	1	
23	09160-08082	WASHER (8.5X16X1.2)	1	
24	29440-93J00	SPRING	1	
25	45710-99JL0	ARM, SHALLOW DRIVE	1	
26	09111-10067	BOLT	2	
27	45722-94J11	SPRING	1	
28	41411-95L00-0EP	GRIP, CARRIER (BLACK)	1	

FIG.405A

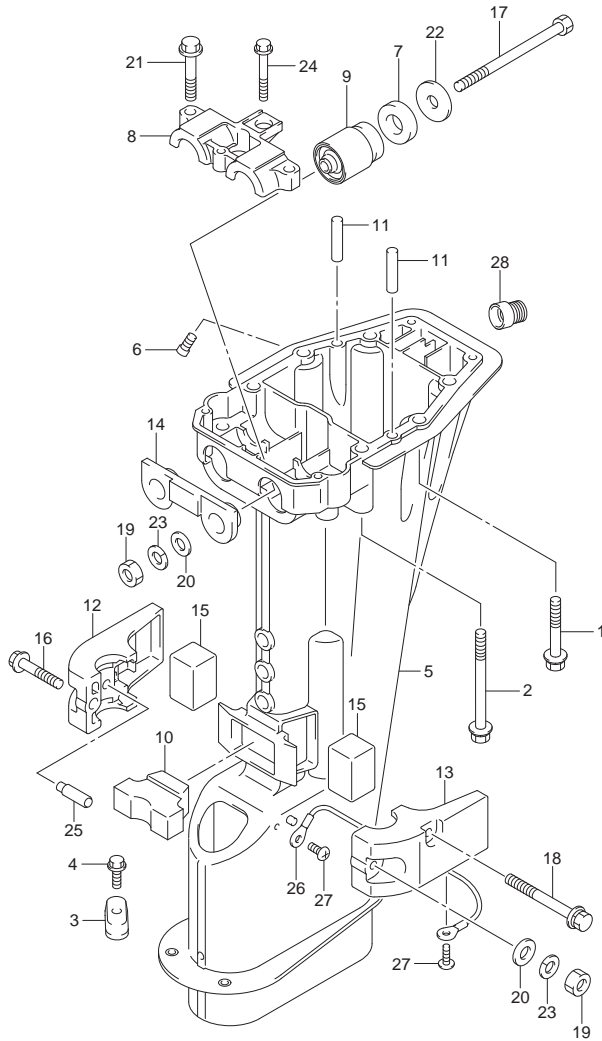


FIG.405A (1-G-9) DRIVE SHAFT HOUSING (DT9.9A P40)

REF NO.	PART NO.	DESCRIPTION	Q'TY	REMARKS
1	09118-08168	BOLT (8X50)	4	
2	09118-08172	BOLT (8X85)	2	
3	55321-90L00	ZINC, PROTECTION	2	W/TRANSOM(L)
4	09116-06225	BOLT (6X15)	2	W/TRANSOM(L)
5-1	52111-95L00-0EP	HOUSING, DRIVE SHAFT (S) (BLACK)	1	W/TRANSOM(S)
5-2	52111-95L10-0EP	HOUSING, DRIVE SHAFT (L) (BLACK)	1	W/TRANSOM(L)
6	52117-94400	TUBE, WATER INSP	1	
7	54121-92D00	CUSHION, UPPER MOUNT	2	
8	54137-90L00	COVER, UPPER MOUNT	2	
9	54130-93901	MOUNT, UPPER	2	
10	54151-93900	MOUNT, LOWER THRUST	1	
11	09202-06019	PIN (6X35)	2	
12-1	54221-90L10-0EP	COVER, LOWER MOUNT STBD (BLACK)	1	W/TRANSOM(S)
12-2	54211-90L10-0EP	COVER, LOWER MOUNT STBD (BLACK)	1	W/TRANSOM(L)
13-1	54221-90L10-0EP	COVER, LOWER MOUNT PORT (BLACK)	1	W/TRANSOM(S)
13-2	54221-90L10-0EP	COVER, LOWER MOUNT PORT (BLACK)	1	W/TRANSOM(L)
14	54125-93901	MOUNT, UPPER THRUST REVERSE	1	
15	54167-93900	MOUNT, LOWER SIDE	2	
16	09116-08154	BOLT (8X40)	1	
17	09100-08310	BOLT (8X90)	2	
18	09118-08170	BOLT (8X70)	2	
19	09140-08023-XC0	NUT	3	
20	09160-08082	WASHER (8.5X16X1.2)	3	
21	09116-08152	BOLT (8X45)	2	
22	09160-08084	WASHER (8X30X2.5)	2	
23	29162-93J10	LOCK WASHER	3	

FIG.405A

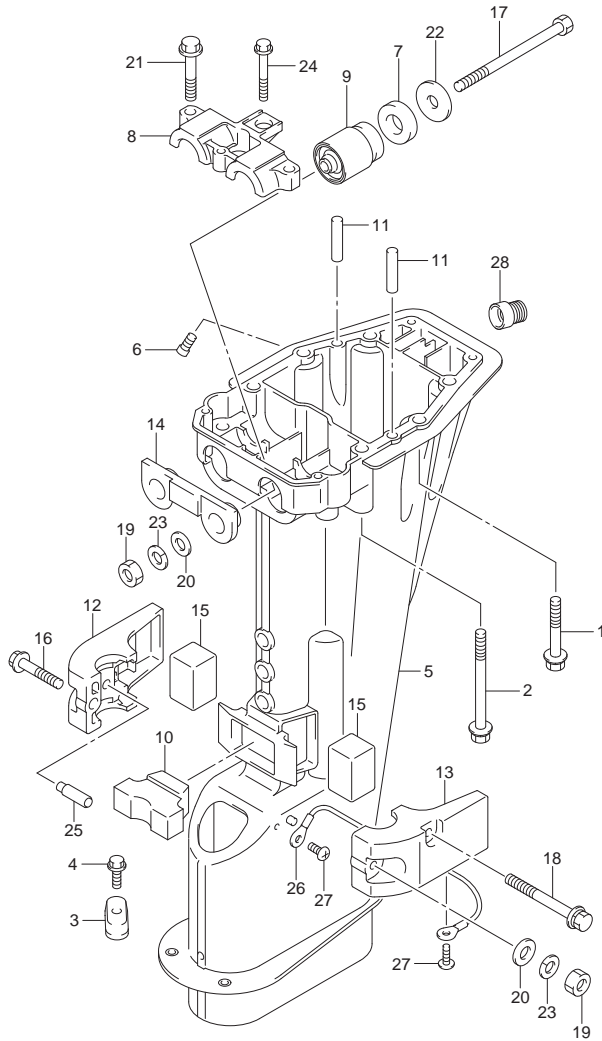


FIG.405A (1-G-10) DRIVE SHAFT HOUSING (DT9.9A P40)

REF NO.	PART NO.	DESCRIPTION	Q'TY	REMARKS
24	09116-06232	BOLT (6X45)	1	
25	54213-93901	PIN	2	
26	36894-95201	LEAD, MOUNT TO HOUSING (L:165)	1	W/TRANSOM(L)
27	29125-93J10	SCREW, LEAD	2	W/TRANSOM(L)
28	43112-95L00	PIPE, EXHAUST RELEASE	1	W/TRANSOM(S)



FIG.405B

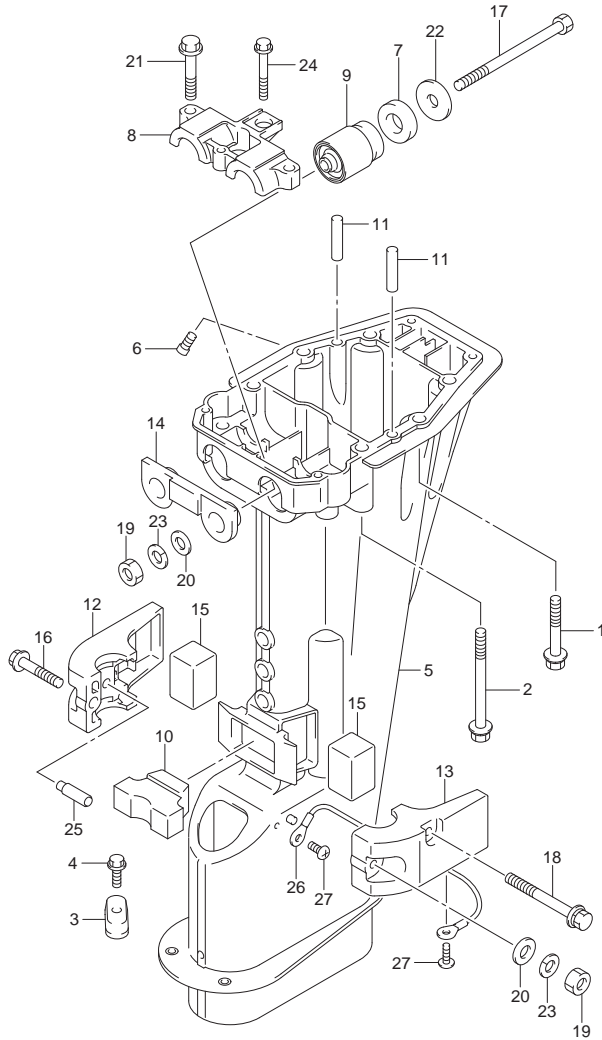


FIG.405B (1-G-11) DRIVE SHAFT HOUSING (DT9.9AK P40)

REF NO.	PART NO.	DESCRIPTION	Q'TY	REMARKS
1	09118-08168	BOLT (8X50)	4	
2	09118-08172	BOLT (8X85)	2	
3	55321-90L00	ZINC, PROTECTION	2	
4	09116-06225	BOLT (6X15)	2	
5	52111-95L10-0EP	HOUSING, DRIVE SHAFT (L) (BLACK)	1	
6	52117-94400	TUBE, WATER INSP	1	
7	54121-92D00	CUSHION, UPPER MOUNT	2	
8	54137-90L00	COVER, UPPER MOUNT	2	
9	54130-93901	MOUNT, UPPER	2	
10	54151-93900	MOUNT, LOWER THRUST	1	
11	09202-06019	PIN (6X35)	2	
12	54211-90L10-0EP	COVER, LOWER MOUNT STBD (BLACK)	1	
13	54221-90L10-0EP	COVER, LOWER MOUNT PORT (BLACK)	1	
14	54125-93901	MOUNT, UPPER THRUST REVERSE	1	
15	54167-93900	MOUNT, LOWER SIDE	2	
16	09116-08154	BOLT (8X40)	1	
17	09100-08310	BOLT (8X90)	2	
18	09118-08170	BOLT (8X70)	2	
19	09140-08023-XCO	NUT	3	
20	09160-08082	WASHER (8.5X16X1.2)	3	
21	09116-08152	BOLT (8X45)	2	
22	09160-08084	WASHER (8X30X2.5)	2	
23	29162-93J10	LOCK WASHER	3	
24	09116-06232	BOLT (6X45)	1	
25	54213-93901	PIN	2	
26	36894-95201	LEAD, MOUNT TO HOUSING (L:165)	1	
27	29125-93J10	SCREW, LEAD	2	

FIG.405C

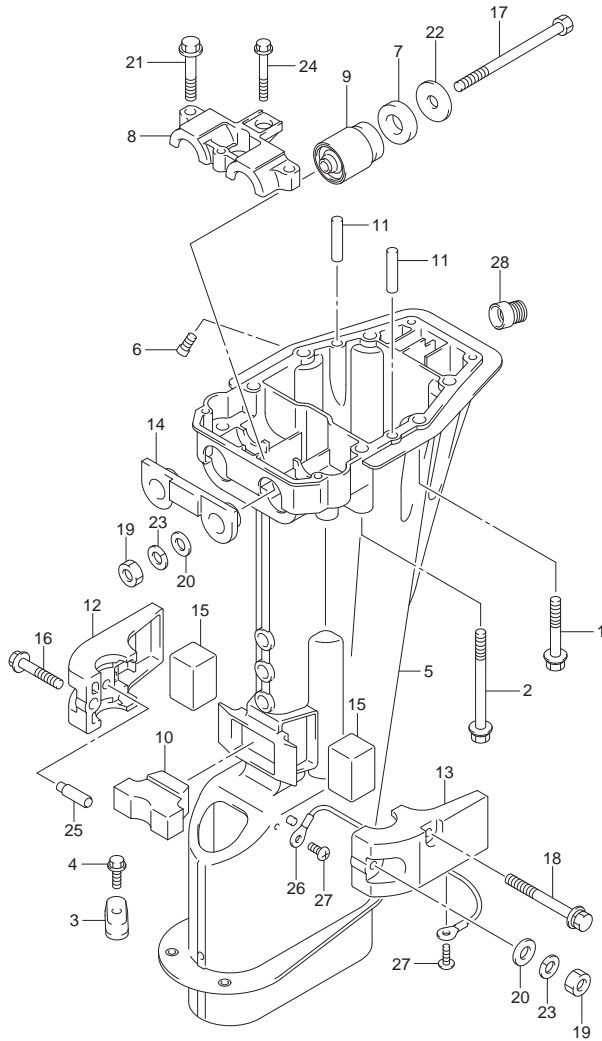


FIG.405C (1-G-12) DRIVE SHAFT HOUSING (DT9.9AK P36)

REF NO.	PART NO.	DESCRIPTION	Q'TY	REMARKS
1	09118-08168	BOLT (8X50)	4	
2	09118-08172	BOLT (8X85)	2	
3	55321-90L00	ZINC, PROTECTION	2	W/TRANSOM(L)
4	09116-06225	BOLT (6X15)	2	W/TRANSOM(L)
5-1	52111-95L00-0EP	HOUSING, DRIVE SHAFT (S) (BLACK)	1	W/TRANSOM(S)
5-2	52111-95L10-0EP	HOUSING, DRIVE SHAFT (L) (BLACK)	1	W/TRANSOM(L)
6	52117-94400	TUBE, WATER INSP	1	
7	54121-92D00	CUSHION, UPPER MOUNT	2	
8	54137-90L00	COVER, UPPER MOUNT	2	
9	54130-93901	MOUNT, UPPER	2	
10	54151-93900	MOUNT, LOWER THRUST	1	
11	09202-06019	PIN (6X35)	2	
12-1	54221-90L10-0EP	COVER, LOWER MOUNT STBD (BLACK)	1	W/TRANSOM(S)
12-2	54211-90L10-0EP	COVER, LOWER MOUNT STBD (BLACK)	1	W/TRANSOM(L)
13-1	54221-90L10-0EP	COVER, LOWER MOUNT PORT (BLACK)	1	W/TRANSOM(S)
13-2	54221-90L10-0EP	COVER, LOWER MOUNT PORT (BLACK)	1	W/TRANSOM(L)
14	54125-93901	MOUNT, UPPER THRUST REVERSE	1	
15	54167-93900	MOUNT, LOWER SIDE	2	
16	09116-08154	BOLT (8X40)	1	
17	09100-08310	BOLT (8X90)	2	
18	09118-08170	BOLT (8X70)	2	
19	09140-08023-XC0	NUT	3	
20	09160-08082	WASHER (8.5X16X1.2)	3	
21	09116-08152	BOLT (8X45)	2	
22	09160-08084	WASHER (8X30X2.5)	2	
23	29162-93J10	LOCK WASHER	3	

FIG.405C

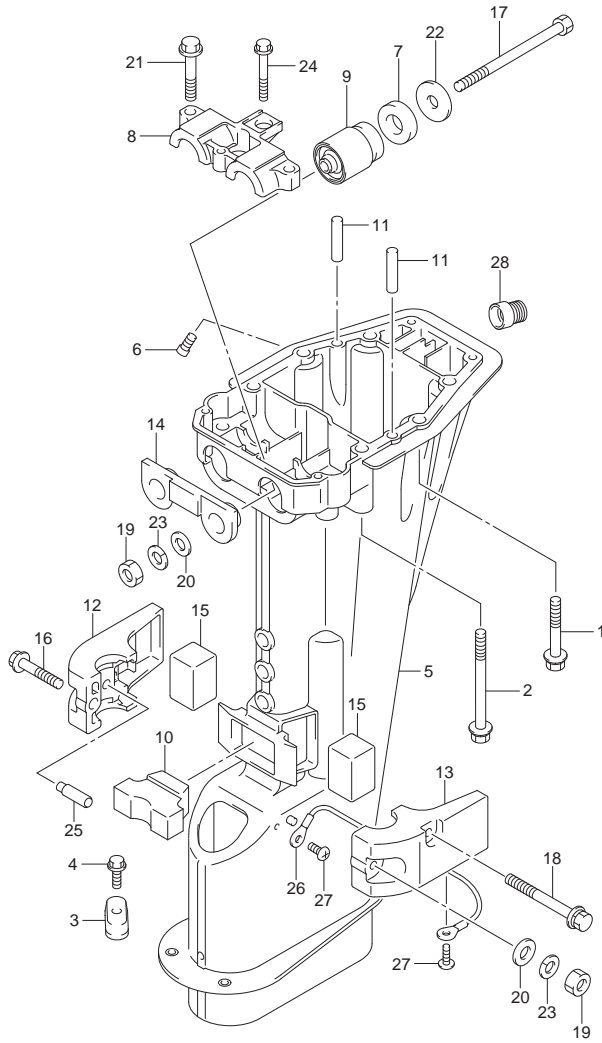


FIG.405C (1-G-13) DRIVE SHAFT HOUSING (DT9.9AK P36)

REF NO.	PART NO.	DESCRIPTION	Q'TY	REMARKS
24	09116-06232	BOLT (6X45)	1	
25	54213-93901	PIN	2	
26	36894-95201	LEAD, MOUNT TO HOUSING (L:165)	1	W/TRANSOM(L)
27	29125-93J10	SCREW, LEAD	2	W/TRANSOM(L)
28	43112-95L00	PIPE, EXHAUST RELEASE	1	W/TRANSOM(S)

FIG.405D

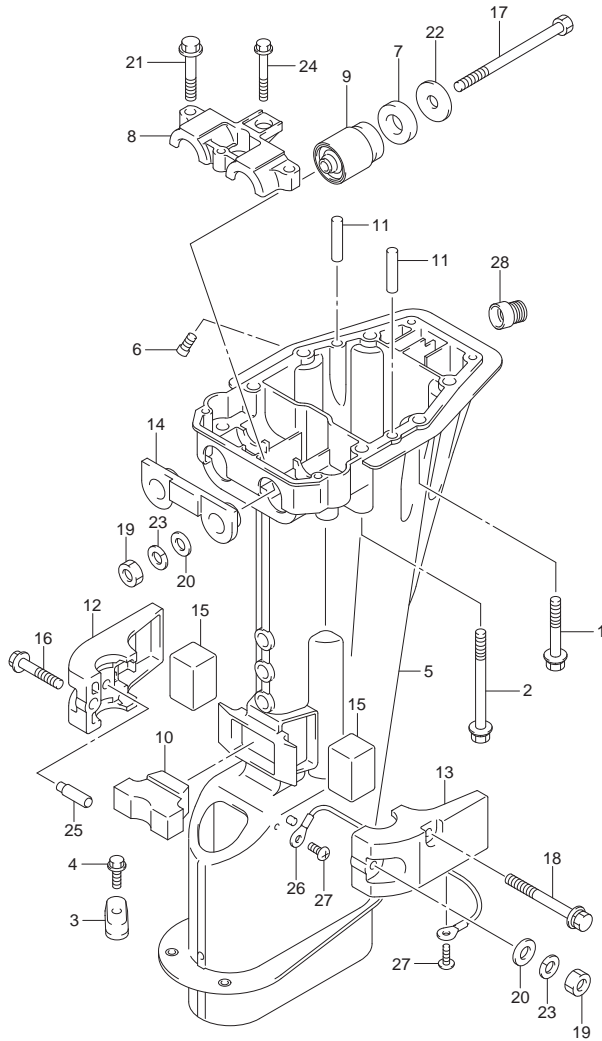


FIG.405D (1-G-14) DRIVE SHAFT HOUSING (DT15A P40)

REF NO.	PART NO.	DESCRIPTION	Q'TY	REMARKS
1	09118-08168	BOLT (8X50)	4	
2	09118-08172	BOLT (8X85)	2	
3	55321-90L00	ZINC, PROTECTION	2	W/TRANSOM(L)
4	09116-06225	BOLT (6X15)	2	W/TRANSOM(L)
5-1	52111-95L00-0EP	HOUSING, DRIVE SHAFT (S) (BLACK)	1	W/TRANSOM(S)
5-2	52111-95L10-0EP	HOUSING, DRIVE SHAFT (L) (BLACK)	1	W/TRANSOM(L)
6	52117-94400	TUBE, WATER INSP	1	
7	54121-92D00	CUSHION, UPPER MOUNT	2	
8	54137-90L00	COVER, UPPER MOUNT	2	
9	54130-93901	MOUNT, UPPER	2	
10	54151-93900	MOUNT, LOWER THRUST	1	
11	09202-06019	PIN (6X35)	2	
12-1	54221-90L10-0EP	COVER, LOWER MOUNT STBD (BLACK)	1	W/TRANSOM(S)
12-2	54211-90L10-0EP	COVER, LOWER MOUNT STBD (BLACK)	1	W/TRANSOM(L)
13-1	54221-90L10-0EP	COVER, LOWER MOUNT PORT (BLACK)	1	W/TRANSOM(S)
13-2	54221-90L10-0EP	COVER, LOWER MOUNT PORT (BLACK)	1	W/TRANSOM(L)
14	54125-93901	MOUNT, UPPER THRUST REVERSE	1	
15	54167-93900	MOUNT, LOWER SIDE	2	
16	09116-08154	BOLT (8X40)	1	
17	09100-08310	BOLT (8X90)	2	
18	09118-08170	BOLT (8X70)	2	
19	09140-08023-XC0	NUT	3	
20	09160-08082	WASHER (8.5X16X1.2)	3	
21	09116-08152	BOLT (8X45)	2	
22	09160-08084	WASHER (8X30X2.5)	2	
23	29162-93J10	LOCK WASHER	3	

FIG.405D

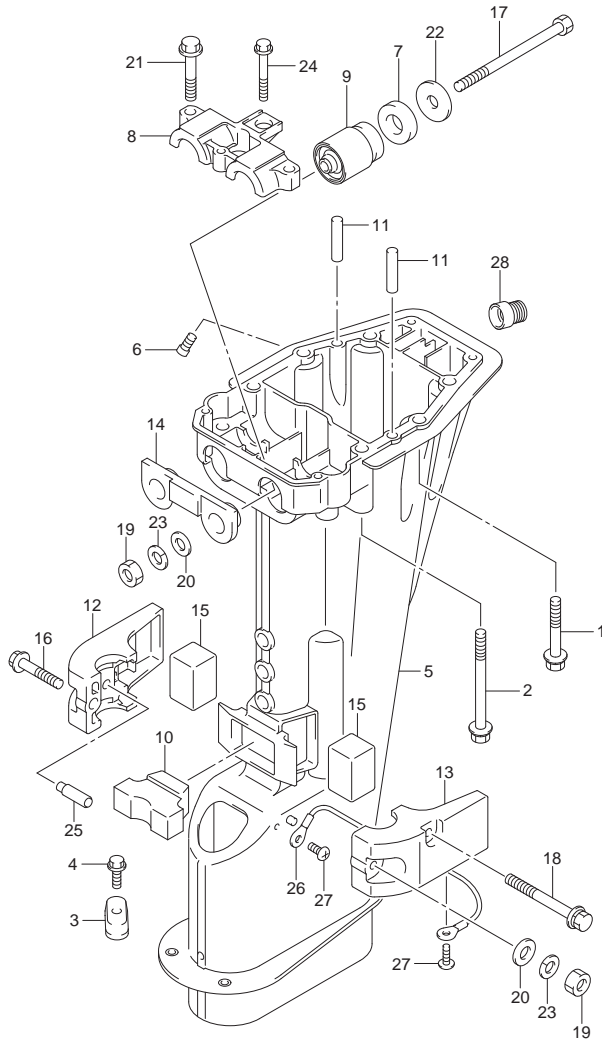


FIG.405D (1-G-15) DRIVE SHAFT HOUSING (DT15A P40)

REF NO.	PART NO.	DESCRIPTION	Q'TY	REMARKS
24	09116-06232	BOLT (6X45)	1	
25	54213-93901	PIN	2	
26	36894-95201	LEAD, MOUNT TO HOUSING (L:165)	1	W/TRANSOM(L)
27	29125-93J10	SCREW, LEAD	2	W/TRANSOM(L)
28	43112-95L00	PIPE, EXHAUST RELEASE	1	W/TRANSOM(S)

FIG.405E

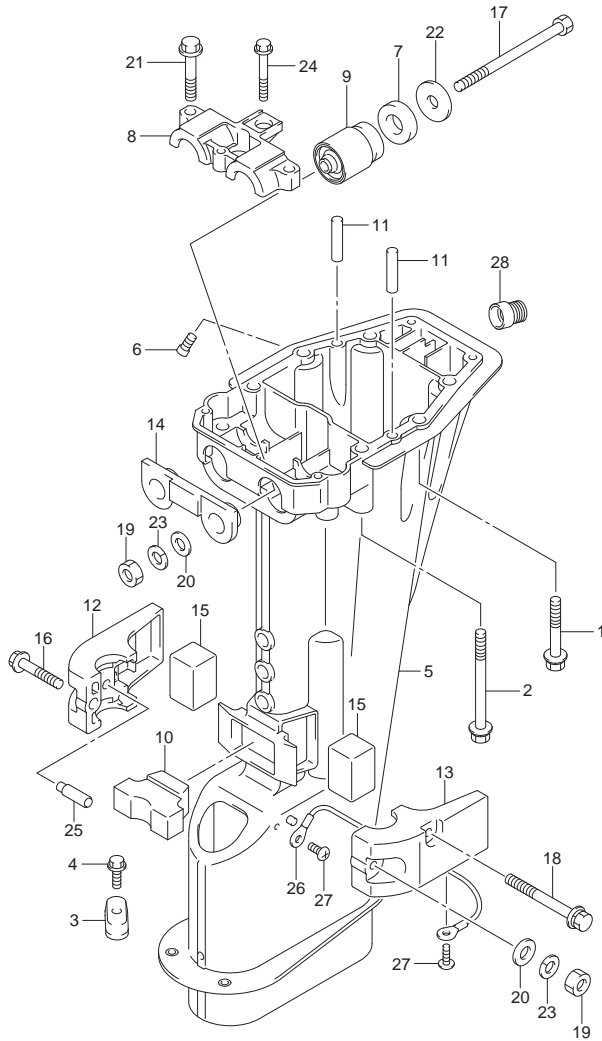


FIG.405E (1-H-2) DRIVE SHAFT HOUSING (DT15AK P36)

REF NO.	PART NO.	DESCRIPTION	Q'TY	REMARKS
1	09118-08168	BOLT (8X50)	4	
2	09118-08172	BOLT (8X85)	2	
3	55321-90L00	ZINC, PROTECTION	2	W/TRANSOM(L)
4	09116-06225	BOLT (6X15)	2	W/TRANSOM(L)
5-1	52111-95L00-0EP	HOUSING, DRIVE SHAFT (S) (BLACK)	1	W/TRANSOM(S)
5-2	52111-95L10-0EP	HOUSING, DRIVE SHAFT (L) (BLACK)	1	W/TRANSOM(L)
6	52117-94400	TUBE, WATER INSP	1	
7	54121-92D00	CUSHION, UPPER MOUNT	2	
8	54137-90L00	COVER, UPPER MOUNT	2	
9	54130-93901	MOUNT, UPPER	2	
10	54151-93900	MOUNT, LOWER THRUST	1	
11	09202-06019	PIN (6X35)	2	
12-1	54221-90L10-0EP	COVER, LOWER MOUNT STBD (BLACK)	1	W/TRANSOM(S)
12-2	54211-90L10-0EP	COVER, LOWER MOUNT STBD (BLACK)	1	W/TRANSOM(L)
13-1	54221-90L10-0EP	COVER, LOWER MOUNT PORT (BLACK)	1	W/TRANSOM(S)
13-2	54221-90L10-0EP	COVER, LOWER MOUNT PORT (BLACK)	1	W/TRANSOM(L)
14	54125-93901	MOUNT, UPPER THRUST REVERSE	1	
15	54167-93900	MOUNT, LOWER SIDE	2	
16	09116-08154	BOLT (8X40)	1	
17	09100-08310	BOLT (8X90)	2	
18	09118-08170	BOLT (8X70)	2	
19	09140-08023-XC0	NUT	3	
20	09160-08082	WASHER (8.5X16X1.2)	3	
21	09116-08152	BOLT (8X45)	2	
22	09160-08084	WASHER (8X30X2.5)	2	
23	29162-93J10	LOCK WASHER	3	

FIG.405E

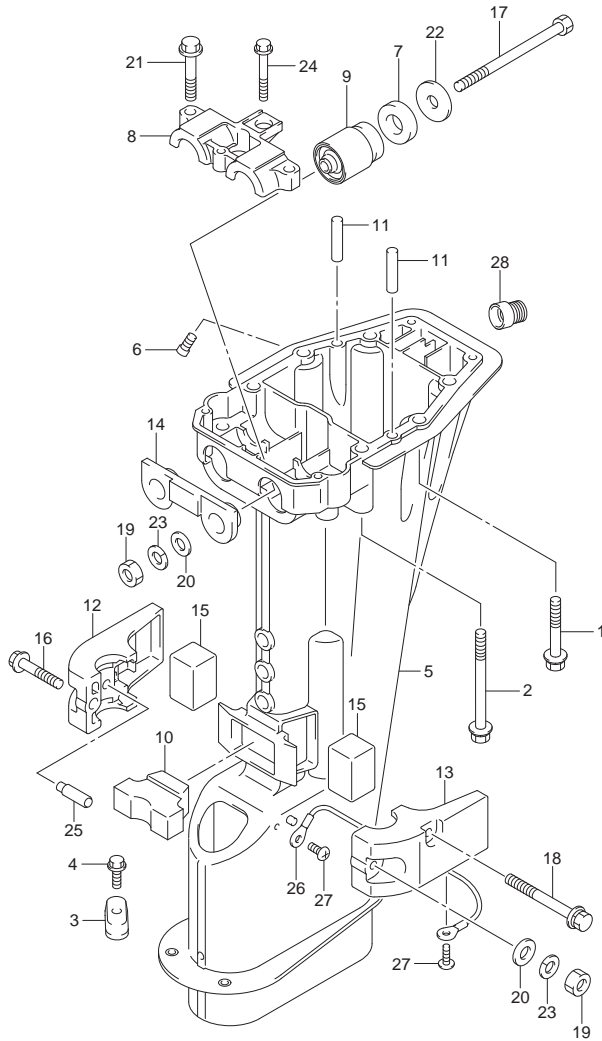


FIG.405E (1-H-3) DRIVE SHAFT HOUSING (DT15AK P36)

REF NO.	PART NO.	DESCRIPTION	Q'TY	REMARKS
24	09116-06232	BOLT (6X45)	1	
25	54213-93901	PIN	2	
26	36894-95201	LEAD, MOUNT TO HOUSING (L:165)	1	W/TRANSOM(L)
27	29125-93J10	SCREW, LEAD	2	W/TRANSOM(L)
28	43112-95L00	PIPE, EXHAUST RELEASE	1	W/TRANSOM(S)

FIG.407A

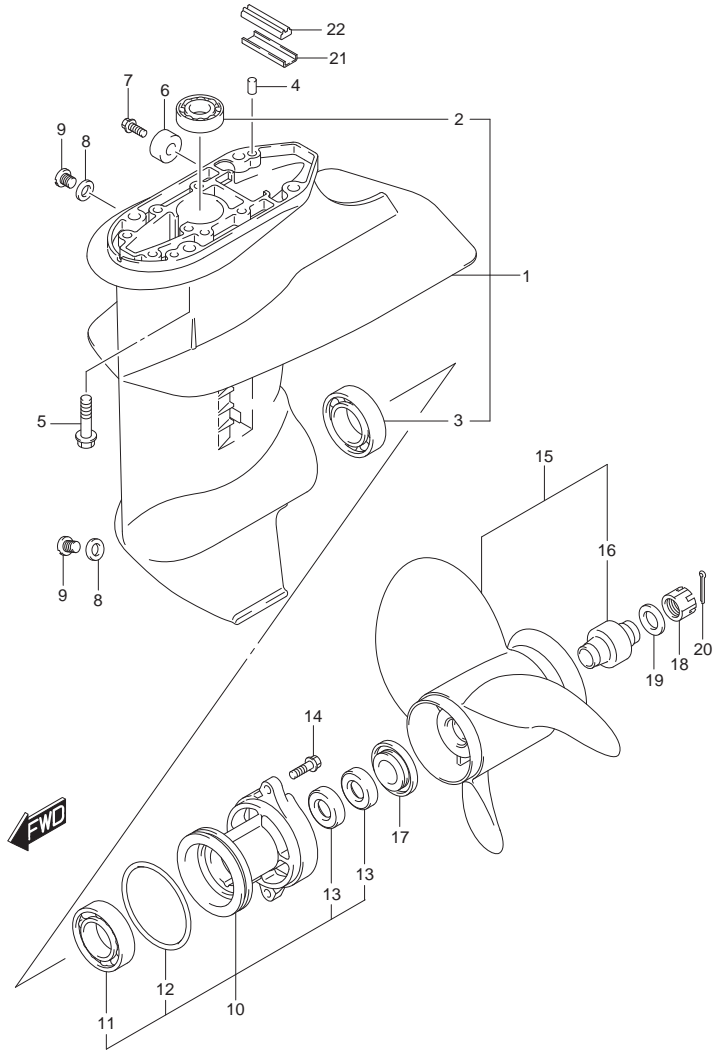


FIG.407A (1-H-4) GEAR CASE

REF NO.	PART NO.	DESCRIPTION	Q'TY	REMARKS
1	55100-99J40-0EP	CASE, GEAR (BLACK)	1	
2	09263-17L03	.BEARING (17X24X27.5)	1	
3	09262-25003	.BEARING (25X52X15)	1	
4	09202-06023	PIN (6X10)	2	
5	09116-08151	BOLT (8X30)	4	
6-1	55321-87J00	ANODE, PROTECTION	1	
6-2	55321-87J10	ANODE, PROTECTION	1	OPT
7	09103-06281	BOLT (6X14)	1	
8	59178-97J00	GASKET, DRAIN PLUG	2	
9	09248-08001	PLUG (8X7.5)	2	
10	56120-99J40-0EP	HOUSING, PROPELLER SHAFT (BLACK)	1	
11	08110-60050	.BEARING	1	
12	09280-57002	.O RING (D:3.5,ID:65.2)	1	
13	09289-17L02	.OIL SEAL (17X30X6)	2	
14	09116-06227	BOLT (6X20)	2	
15-1	58100-89L00-019	PROPELLER, 3X9-1/4X7 (BLACK)	1	
15-2	58100-89L30-019	PROPELLER, 3X9-1/4X10 (BLACK)	1	
15-3	58100-89L40-019	PROPELLER, 3X9-1/4X11 (BLACK)	1	
15-4	58100-90L40-019	PROPELLER, 3X9-1/4X8 (BLACK)	1	
15-5	58100-90L50-019	PROPELLER, 3X9-1/4X9 (BLACK)	1	
15-6	58100-90L60-019	PROPELLER, 3X9-1/4X10 (BLACK)	1	
16	58120-89L00	.BUSH, PROPELLER	1	



FIG.407A

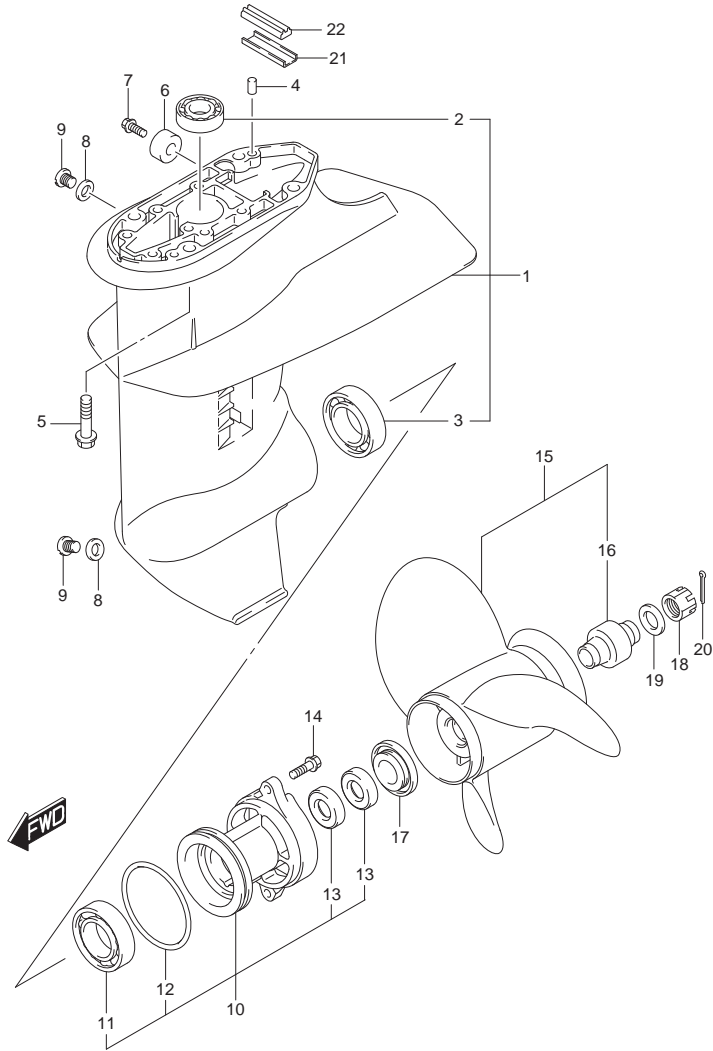


FIG.407A (1-H-5) GEAR CASE

REF NO.	PART NO.	DESCRIPTION	Q'TY	REMARKS
17	57632-94J00	STOPPER, PROPELLER BUSH	1	
18	09141-12005	NUT	1	
19	09160-12066	WASHER (12.5X22X2.5)	1	
20	09204-02004	PIN	1	
21	55331-99J10	CORE, EXHAUST SEAL	1	
22	55332-99J10	RUBBER, EXHAUST SEAL	1	

FIG.412A

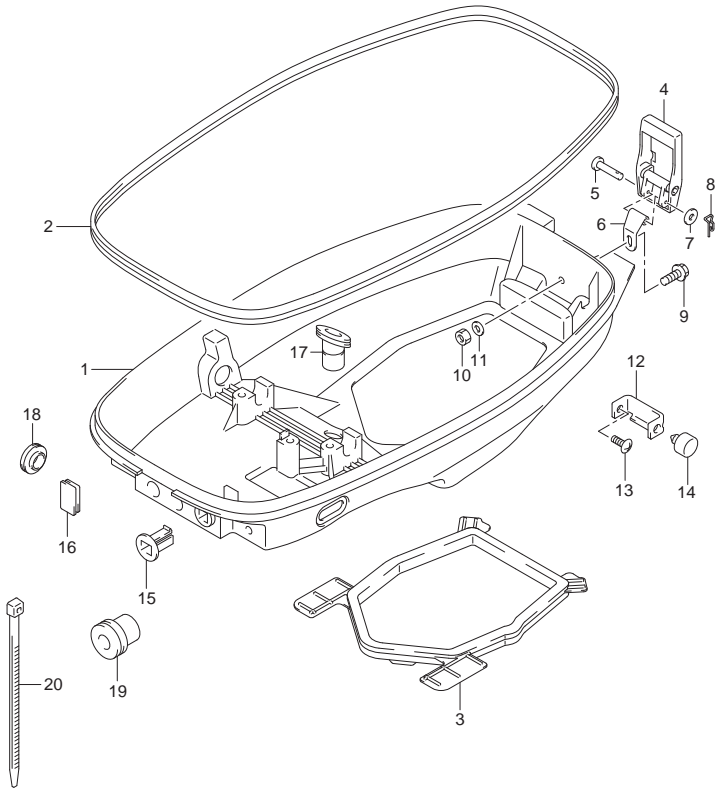


FIG.412A (1-H-6) LOWER COVER (DT9.9A P40)

REF NO.	PART NO.	DESCRIPTION	Q'TY	REMARKS
1	61110-95L00-0EP	COVER, ENGINE LOWER (BLACK)	1	
2	61112-95L10	RUBBER, LOWER COVER	1	
3	61113-95L00	SEAL, LOWER COVER	1	
4	61610-90L00	FASTENER	1	
5	61616-93EL0	PIN, LEVER	1	
6	61642-95L00	HOLDER, FASTENER LEVER	1	
7	09161-04012	WASHER (4.2X11X1)	1	
8	09385-04003	CLIP	1	
9	09116-06225	BOLT (6X15)	1	
10	09140-06020	NUT	1	
11	09160-06094	WASHER (6.5X15X1.5)	1	
12	61827-94J01	HOLDER, LOWER COVER	2	
13	02142-06167	SCREW	2	
14	61151-91J11	CUSHION, LOWER COVER HOLDER	2	
15	13632-93900	GROMMET	1	
16	39669-94400	PLUG, LOWER COVER	1	
17	23131-93900	BOOT, CLUTCH ROD	1	
18	21117-95L00	SEAL, CLUTCH LEVER	1	
19	36612-93900	GROMMET, REMOCON HARNESS	1	OPT
20	09407-25402	CLAMP (L:248)	1	OPT

FIG.412B

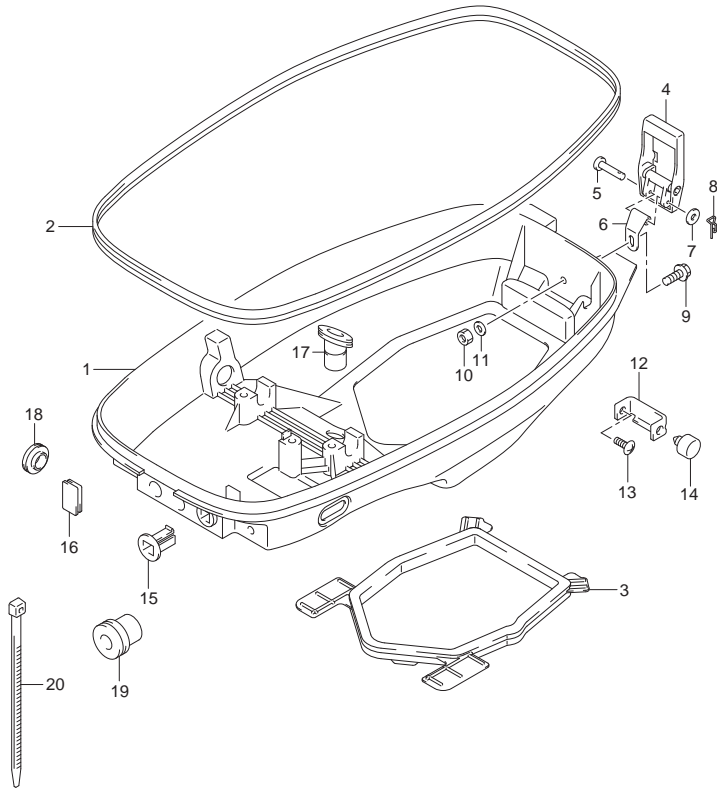


FIG.412B (1-H-7) LOWER COVER (DT9.9AK P40)

REF NO.	PART NO.	DESCRIPTION	Q'TY	REMARKS
1	61110-95L00-0EP	COVER, ENGINE LOWER (BLACK)	1	
2	61112-95L10	RUBBER, LOWER COVER	1	
3	61113-95L00	SEAL, LOWER COVER	1	
4	61610-90L00	FASTENER	1	
5	61616-93EL0	PIN, LEVER	1	
6	61642-95L00	HOLDER, FASTENER LEVER	1	
7	09161-04012	WASHER (4.2X11X1)	1	
8	09385-04003	CLIP	1	
9	09116-06225	BOLT (6X15)	1	
10	09140-06020	NUT	1	
11	09160-06094	WASHER (6.5X15X1.5)	1	
12	61827-94J01	HOLDER, LOWER COVER	2	
13	02142-06167	SCREW	2	
14	61151-91J11	CUSHION, LOWER COVER HOLDER	2	
15	13632-93950	GROMMET	1	
16	39669-94400	PLUG, LOWER COVER	1	
17	23131-93900	BOOT, CLUTCH ROD	1	
18	21117-95L00	SEAL, CLUTCH LEVER	1	
19	36612-93900	GROMMET, REMOCON HARNESS	1	OPT
20	09407-25402	CLAMP (L:248)	1	OPT

FIG.412C

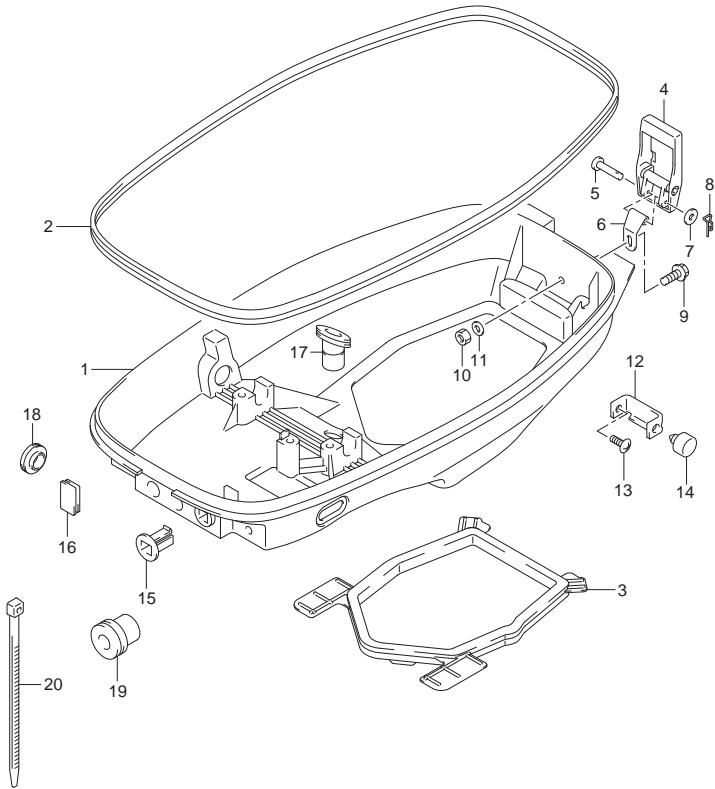


FIG.412C (1-H-8) LOWER COVER (DT9.9AK P36)

REF NO.	PART NO.	DESCRIPTION	Q'TY	REMARKS
1	61110-95L00-0EP	COVER, ENGINE LOWER (BLACK)	1	
2	61112-95L10	RUBBER, LOWER COVER	1	
3	61113-95L00	SEAL, LOWER COVER	1	
4	61610-90L00	FASTENER	1	
5	61616-93EL0	PIN, LEVER	1	
6	61642-95L00	HOLDER, FASTENER LEVER	1	
7	09161-04012	WASHER (4.2X11X1)	1	
8	09385-04003	CLIP	1	
9	09116-06225	BOLT (6X15)	1	
10	09140-06020	NUT	1	
11	09160-06094	WASHER (6.5X15X1.5)	1	
12	61827-94J01	HOLDER, LOWER COVER	2	
13	02142-06167	SCREW	2	
14	61151-91J11	CUSHION, LOWER COVER HOLDER	2	
15	13632-93950	GROMMET	1	
16	39669-94400	PLUG, LOWER COVER	1	
17	23131-93900	BOOT, CLUTCH ROD	1	
18	21117-95L00	SEAL, CLUTCH LEVER	1	
19	36612-93900	GROMMET, REMOCON HARNESS	1	OPT
20	09407-25402	CLAMP (L:248)	1	OPT

FIG.412D

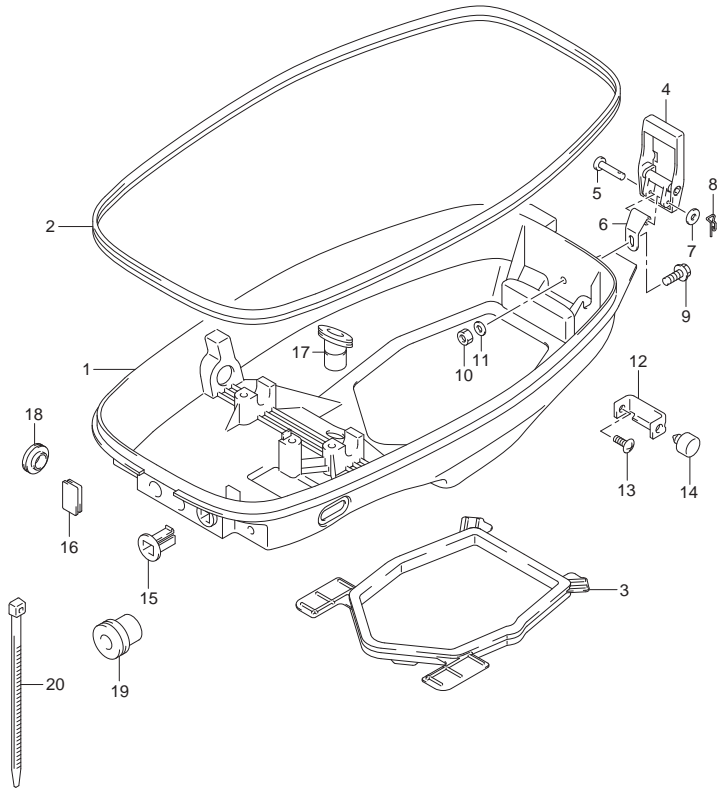


FIG.412D (1-H-9) LOWER COVER (DT15A P40)

REF NO.	PART NO.	DESCRIPTION	Q'TY	REMARKS
1	61110-95L00-0EP	COVER, ENGINE LOWER (BLACK)	1	
2	61112-95L10	RUBBER, LOWER COVER	1	
3	61113-95L00	SEAL, LOWER COVER	1	
4	61610-90L00	FASTENER	1	
5	61616-93EL0	PIN, LEVER	1	
6	61642-95L00	HOLDER, FASTENER LEVER	1	
7	09161-04012	WASHER (4.2X11X1)	1	
8	09385-04003	CLIP	1	
9	09116-06225	BOLT (6X15)	1	
10	09140-06020	NUT	1	
11	09160-06094	WASHER (6.5X15X1.5)	1	
12	61827-94J01	HOLDER, LOWER COVER	2	
13	02142-06167	SCREW	2	
14	61151-91J11	CUSHION, LOWER COVER HOLDER	2	
15	13632-93900	GROMMET	1	
16	39669-94400	PLUG, LOWER COVER	1	MANUAL STARTER
17	23131-93900	BOOT, CLUTCH ROD	1	
18	21117-95L00	SEAL, CLUTCH LEVER	1	
19	36612-93900	GROMMET, REMOCON HARNESS	1	OPT
20	09407-25402	CLAMP (L:248)	1	OPT

FIG.412E

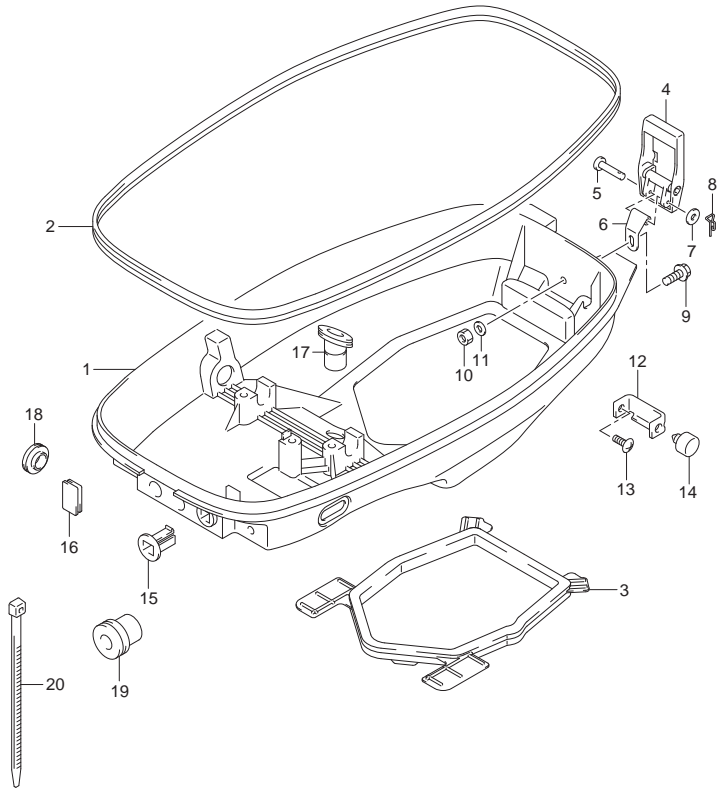


FIG.412E (1-H-10) LOWER COVER (DT15AK P36)

REF NO.	PART NO.	DESCRIPTION	Q'TY	REMARKS
1	61110-95L00-0EP	COVER, ENGINE LOWER (BLACK)	1	
2	61112-95L10	RUBBER, LOWER COVER	1	
3	61113-95L00	SEAL, LOWER COVER	1	
4	61610-90L00	FASTENER	1	
5	61616-93EL0	PIN, LEVER	1	
6	61642-95L00	HOLDER, FASTENER LEVER	1	
7	09161-04012	WASHER (4.2X11X1)	1	
8	09385-04003	CLIP	1	
9	09116-06225	BOLT (6X15)	1	
10	09140-06020	NUT	1	
11	09160-06094	WASHER (6.5X15X1.5)	1	
12	61827-94J01	HOLDER, LOWER COVER	2	
13	02142-06167	SCREW	2	
14	61151-91J11	CUSHION, LOWER COVER HOLDER	2	
15	13632-93950	GROMMET	1	
16	39669-94400	PLUG, LOWER COVER	1	
17	23131-93900	BOOT, CLUTCH ROD	1	
18	21117-95L00	SEAL, CLUTCH LEVER	1	
19	36612-93900	GROMMET, REMOCON HARNESS	1	OPT
20	09407-25402	CLAMP (L:248)	1	OPT

FIG.420A

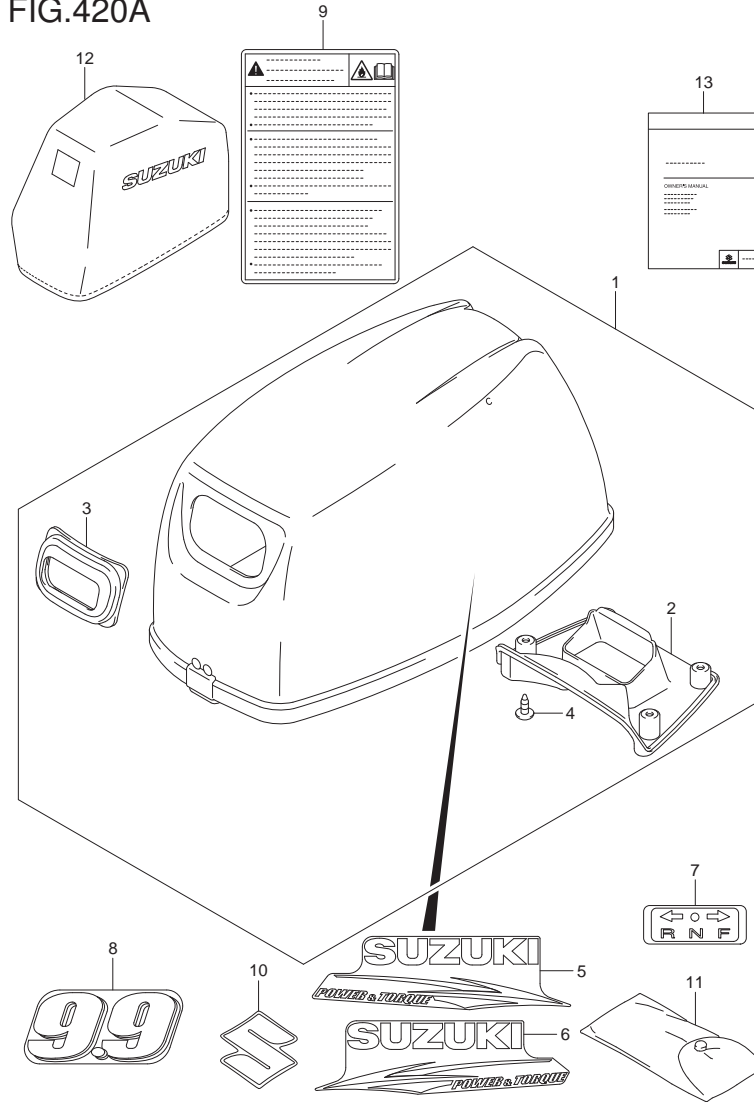


FIG.420A (1-H-11) ENGINE COVER (DT9.9A P40)

REF NO.	PART NO.	DESCRIPTION	QTY	REMARKS
1	61400-95L00-0EP	COVER ASSY, ENGINE (BLACK)	1	
2	61433-95L00	.COVER, AIR INTAKE INNER	1	
3	61622-90L00	.SEAL, RECOIL STARTER	1	
4	03542-05169	.SCREW	4	
5	61443-95L00	STRIPE, ENGINE COVER STBD	1	
6	61453-95L00	STRIPE, ENGINE COVER PORT	1	
7	21131-96010	MARK, CLUTCH SHIFT	1	
8	61435-95L00	MARK, EMBLEM REAR (9.9)	1	
9	61458-89L00	LABEL, ENGINE COVER	1	
10	68111-99J00	EMBLEM, "S"	1	
11	59800-90L00	TOOL ASSY	1	
12	68110-89L00	COVER, WEATHER	1	OPT
13	99011-90L40-063	MANUAL, OWNER'S	1	

FIG.420B

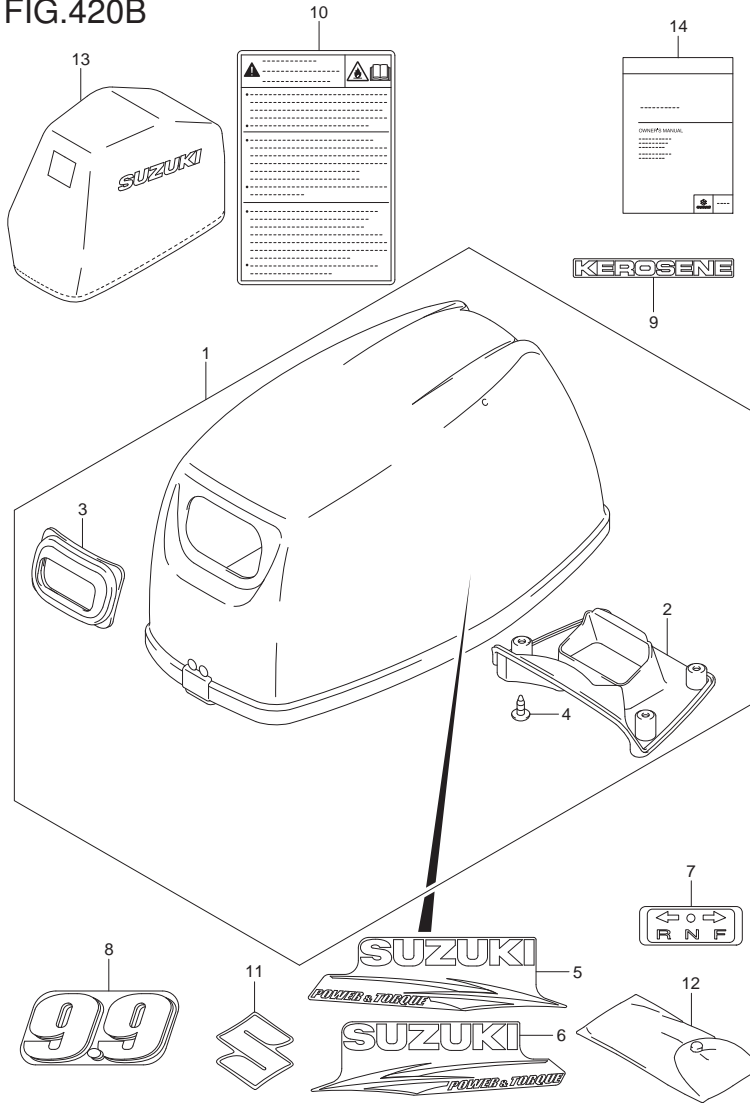


FIG.420B (1-H-12) ENGINE COVER (DT9.9AK P40)

REF NO.	PART NO.	DESCRIPTION	QTY	REMARKS
1	61400-95L00-0EP	COVER ASSY, ENGINE (BLACK)	1	
2	61433-95L00	.COVER, AIR INTAKE INNER	1	
3	61622-90L00	.SEAL, RECOIL STARTER	1	
4	03542-05169	.SCREW	4	
5	61443-95L00	STRIPE, ENGINE COVER STBD	1	
6	61453-95L00	STRIPE, ENGINE COVER PORT	1	
7	21131-96010	MARK, CLUTCH SHIFT	1	
8	61435-95L00	MARK, EMBLEM REAR (9.9)	1	
9	61449-93921	MARK, KEROSENE	1	
10	61458-89L00	LABEL, ENGINE COVER	1	
11	68111-99J00	EMBLEM, "S"	1	
12	59800-90L00	TOOL ASSY	1	
13	68110-89L00	COVER, WEATHER	1	OPT
14	99011-90L50-063	MANUAL, OWNER'S	1	



FIG.420C

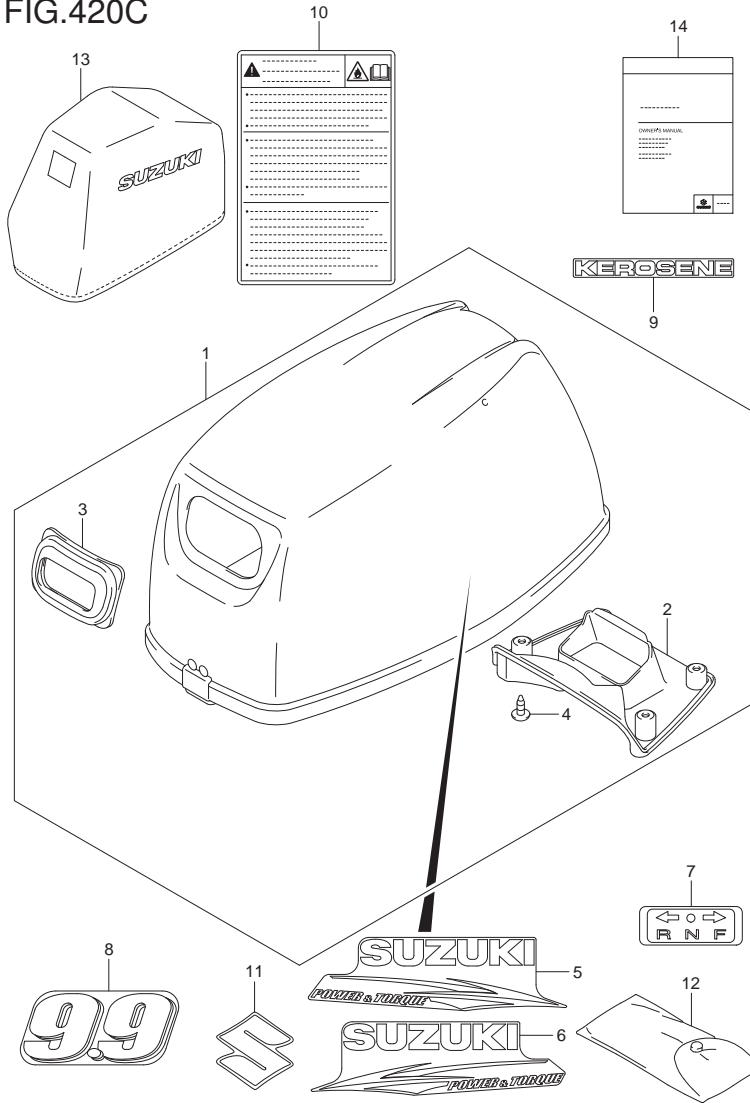


FIG.420C (1-H-13) ENGINE COVER (DT9.9AK P36)

REF NO.	PART NO.	DESCRIPTION	QTY	REMARKS
1	61400-95L00-0EP	COVER ASSY, ENGINE (BLACK)	1	
2	61433-95L00	.COVER, AIR INTAKE INNER	1	
3	61622-90L00	.SEAL, RECOIL STARTER	1	
4	03542-05169	.SCREW	4	
5	61443-95L00	STRIPE, ENGINE COVER STBD	1	
6	61453-95L00	STRIPE, ENGINE COVER PORT	1	
7	21131-96010	MARK, CLUTCH SHIFT	1	
8	61435-95L00	MARK, EMBLEM REAR (9.9)	1	
9	61449-93921	MARK, KEROSENE	1	
10	61458-89L00	LABEL, ENGINE COVER	1	
11	68111-99J00	EMBLEM, "S"	1	
12	59800-90L00	TOOL ASSY	1	
13	68110-89L00	COVER, WEATHER	1	OPT
14	99011-90L50-063	MANUAL, OWNER'S	1	

FIG.420D

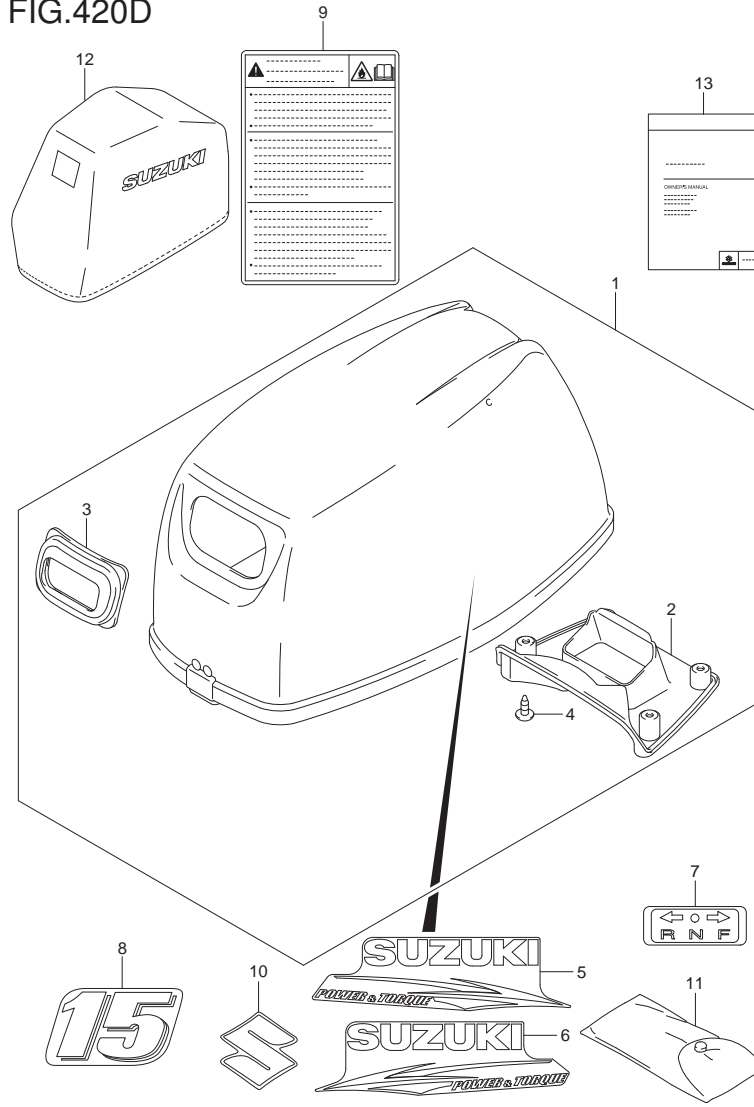


FIG.420D (1-H-14) ENGINE COVER (DT15A P40)

REF NO.	PART NO.	DESCRIPTION	QTY	REMARKS
1	61400-95L00-0EP	COVER ASSY, ENGINE (BLACK)	1	
2	61433-95L00	.COVER, AIR INTAKE INNER	1	
3	61622-90L00	.SEAL, RECOIL STARTER	1	
4	03542-05169	.SCREW	4	
5	61443-95L00	STRIPE, ENGINE COVER STBD	1	
6	61453-95L00	STRIPE, ENGINE COVER PORT	1	
7	21131-96010	MARK, CLUTCH SHIFT	1	
8	61435-95L10	MARK, EMBLEM REAR (15)	1	
9	61458-89L00	LABEL, ENGINE COVER	1	
10	68111-99J00	EMBLEM, "S"	1	
11	59800-90L00	TOOL ASSY	1	
12	68110-89L00	COVER, WEATHER	1	OPT
13	99011-90L40-063	MANUAL, OWNER'S	1	

FIG.420E

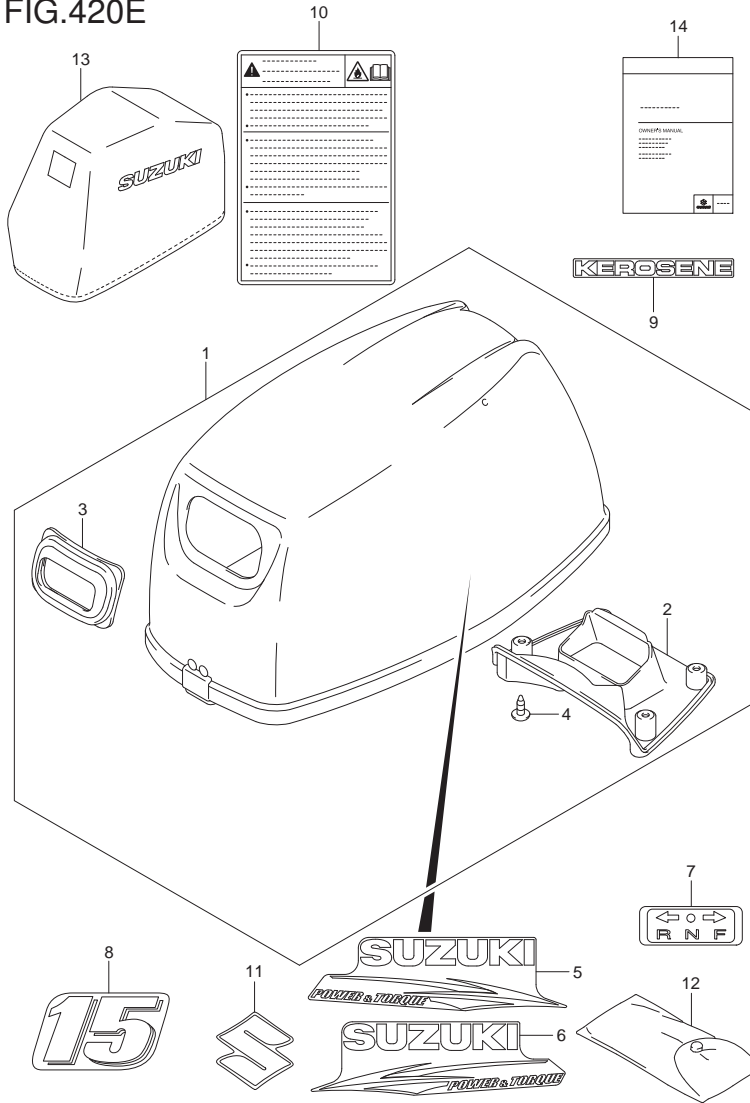
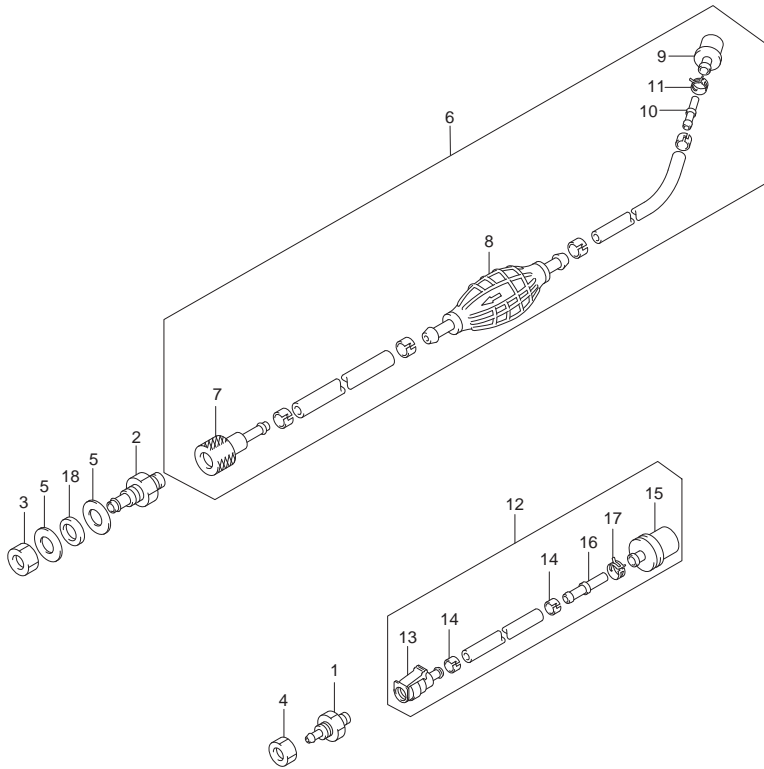


FIG.420E (1-H-15) ENGINE COVER (DT15AK P36)

REF NO.	PART NO.	DESCRIPTION	QTY	REMARKS
1	61400-95L00-0EP	COVER ASSY, ENGINE (BLACK)	1	
2	61433-95L00	.COVER, AIR INTAKE INNER	1	
3	61622-90L00	.SEAL, RECOIL STARTER	1	
4	03542-05169	.SCREW	4	
5	61443-95L00	STRIPE, ENGINE COVER STBD	1	
6	61453-95L00	STRIPE, ENGINE COVER PORT	1	
7	21131-96010	MARK, CLUTCH SHIFT	1	
8	61435-95L10	MARK, EMBLEM REAR (15)	1	
9	61449-93921	MARK, KEROSENE	1	
10	61458-89L00	LABEL, ENGINE COVER	1	
11	68111-99J00	EMBLEM, "S"	1	
12	59800-90L00	TOOL ASSY	1	
13	68110-89L00	COVER, WEATHER	1	OPT
14	99011-90L50-063	MANUAL, OWNER'S	1	

FIG.430A

FIG.430A (1-I-2) FUEL HOSE (DT9.9AK P36)



REF NO.	PART NO.	DESCRIPTION	Q'TY	REMARKS
1	65720-94403	PLUG, FUEL CONNECTOR	1	KEROSENE
2	65720-955L0	PLUG, FUEL CONNECTOR	1	GASOLINE
3	09140-12038	NUT	1	GASOLINE
4	09140-10032	NUT	1	KEROSENE
5	09160-12067	WASHER (12.5X23X1)	2	GASOLINE
6	65700-94416	HOSE, FUEL	1	GASOLINE
7	65750-95500	.SOCKET, FUEL HOSE (OUT)	1	
8	65770-90J11	.PUMP, SQUEEZE	1	
9	65830-95500	.FILTER, ASSY FUEL TANK OUTLET	1	
10	65842-94401	.TUBE, FUEL FILTER	1	
11	09401-10412	.CLIP	1	
12	65700-94433	HOSE, FUEL	1	KEROSENE
13	65750-94404	.SOCKET, FUEL HOSE	1	
14	65781-98500	.CLIP, FUEL HOSE	2	
15	65830-95500	.FILTER	1	
16	65842-94401	.TUBE, FUEL FILTER	1	
17	09401-10412	.CLIP	1	
18	65763-95L00	SPACER, FUEL CONNECTOR PLUG	1	GASOLINE

FIG.430B

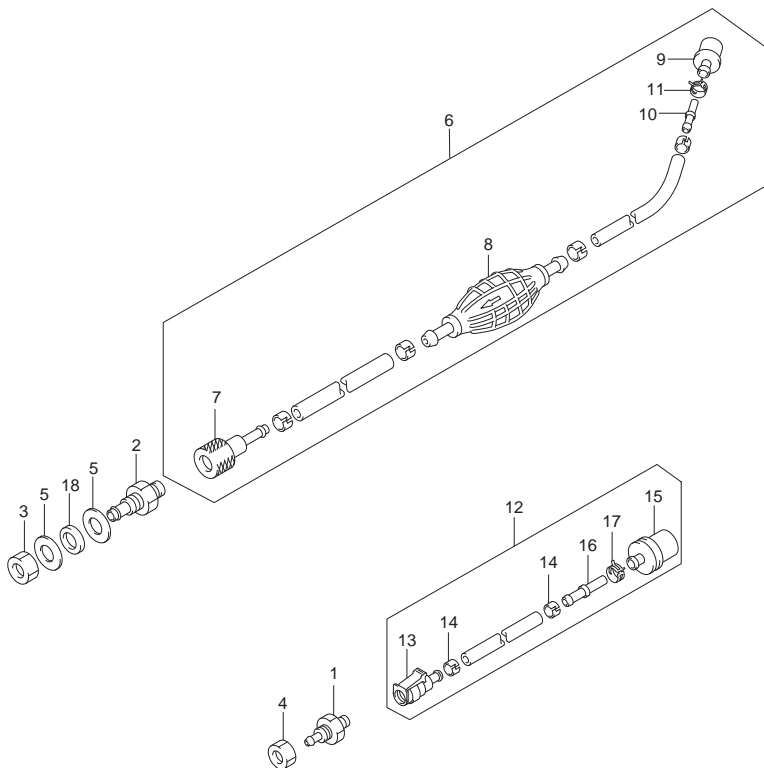


FIG.430B (1-I-3) FUEL HOSE (DT15AK P36)

REF NO.	PART NO.	DESCRIPTION	Q'TY	REMARKS
1	65720-94403	PLUG, FUEL CONNECTOR	1	KEROSENE
2	65720-955L0	PLUG, FUEL CONNECTOR	1	GASOLINE
3	09140-12038	NUT	1	GASOLINE
4	09140-10032	NUT	1	KEROSENE
5	09160-12067	WASHER (12.5X23X1)	2	GASOLINE
6	65700-94416	HOSE, FUEL	1	GASOLINE
7	65750-95500	.SOCKET, FUEL HOSE (OUT)	1	
8	65770-90J11	.PUMP, SQUEEZE	1	
9	65830-95500	.FILTER, ASSY FUEL TANK OUTLET	1	
10	65842-94401	.TUBE, FUEL FILTER	1	
11	09401-10412	.CLIP	1	
12	65700-94433	HOSE, FUEL	1	KEROSENE
13	65750-94404	.SOCKET, FUEL HOSE	1	
14	65781-98500	.CLIP, FUEL HOSE	2	
15	65830-95500	.FILTER	1	
16	65842-94401	.TUBE, FUEL FILTER	1	
17	09401-10412	.CLIP	1	
18	65763-95L00	SPACER, FUEL CONNECTOR PLUG	1	GASOLINE

FIG.432A

FIG.432A (1-I-4) FUEL TANK (RESIN:12L) (DT9.9AK P40)

REF NO.	PART NO.	DESCRIPTION	Q'TY	REMARKS
1	65000-99100	TANK ASSY, FUEL (12L)	1	GASOLINE
2	65520-99100	.CAP ASSY, FUEL TANK	1	
3	65561-95D00	.GASKET, TANK CAP	1	
4	65831-95D00	.FILTER, OUTLET	1	
5	65890-99100	.OUTLET	1	
6	65892-95D00	.O RING	1	
7	65740-99100	.PLUG, FUEL CONNECTOR	1	
8	65700-95D04	HOSE, FUEL	1	GASOLINE
9	65750-95500	.SOCKET, FUEL HOSE (IN)	1	
10	65750-98505	.SOCKET, FUEL HOSE (OUT)	1	
11	65781-98500	.CLIP	4	
12	65770-99J01	.PUMP, SQUEEZE	1	
13	65720-985L1	PLUG, FUEL CONNECTOR	1	GASOLINE
14	09140-10032	NUT	1	GASOLINE
15	09160-10159	WASHER (10X18X1)	2	GASOLINE
16	65763-95L00	SPACER, FUEL CONNECTOR PLUG	1	GASOLINE

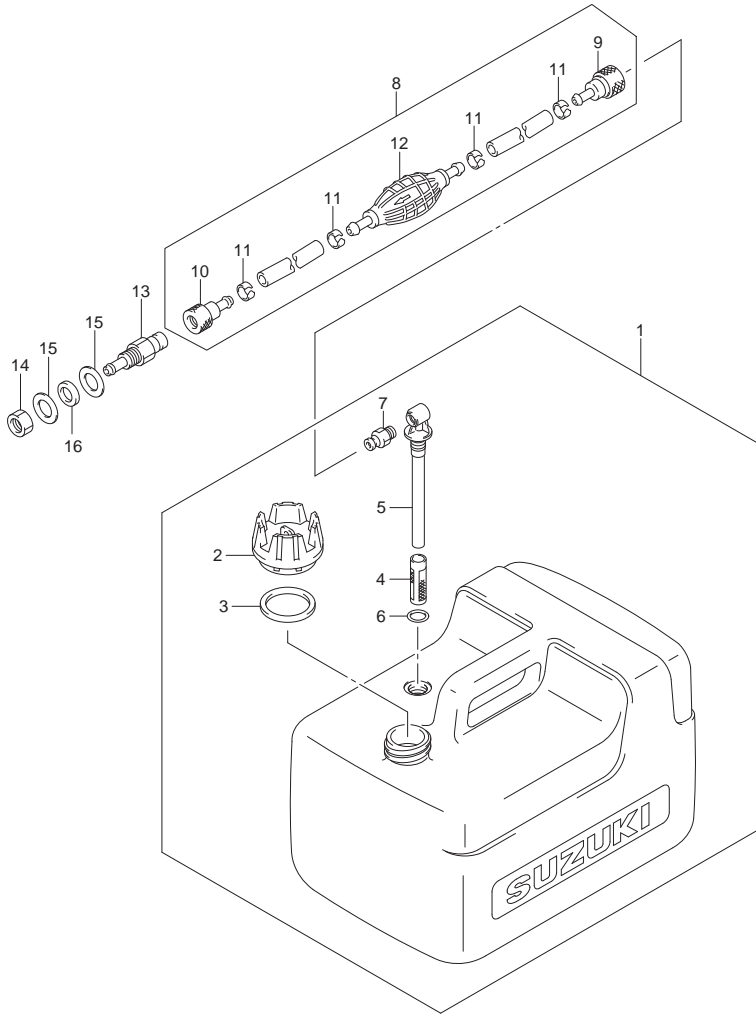


FIG.432B

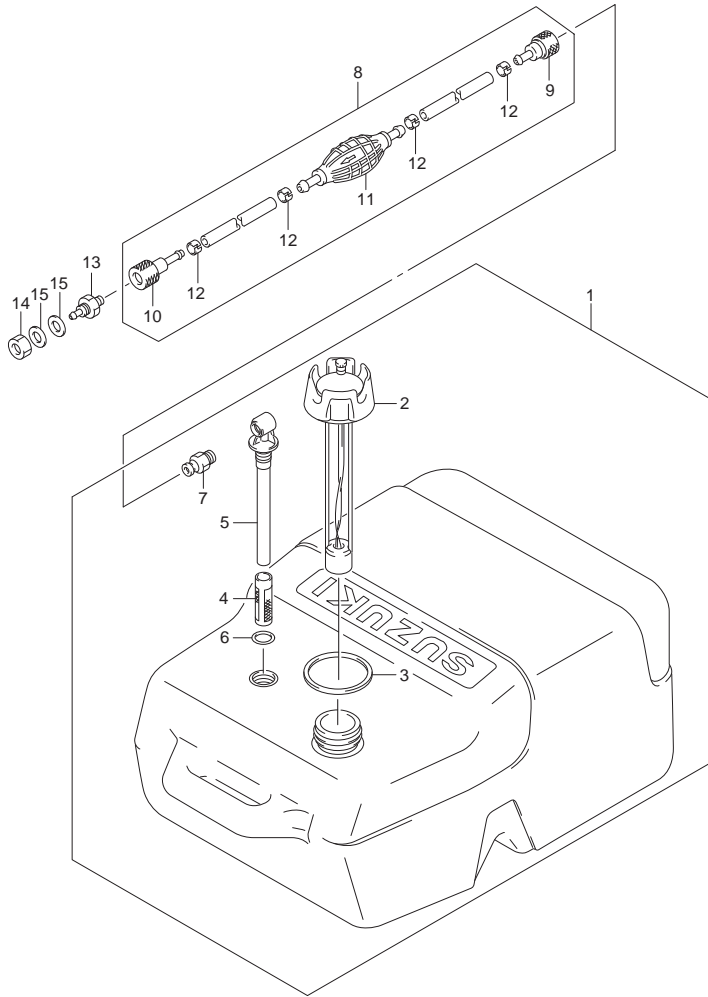


FIG.432B (1-1-5) FUEL TANK (RESIN:25L) (DT9.9A P40)

REF NO.	PART NO.	DESCRIPTION	QTY	REMARKS
1	65000-95D01	TANK ASSY, FUEL (25L)	1	
2	65520-95D00	.CAP ASSY, FUEL TANK	1	
3	65561-95D00	.GASKET, TANK CAP	1	
4	65831-95D00	.FILTER, OUTLET	1	
5	65890-95D00	.OUTLET ASSY	1	
6	65892-95D00	.O RING, FUEL OUTLET	1	
7	65740-95D01	.PLUG, FUEL CONNECTOR	1	
8	65700-87DA1	HOSE, FUEL (TANK TO CONNECTOR)	1	
9	65750-95500	.SOCKET, FUEL HOSE	1	
10	65750-98505	.SOCKET, FUEL HOSE	1	
11	65770-90L01	.PUMP, SQUEEZE	1	
12	65781-98500	.CLIP	4	
13	65720-985L1	PLUG, FUEL CONNECTOR	1	
14	09140-10032	NUT	1	
15	09160-10159	WASHER (10X18X1)	2	

FIG.432C

FIG.432C (1-I-6) FUEL TANK (RESIN:25L) (DT9.9AK P40)

REF NO.	PART NO.	DESCRIPTION	Q'TY	REMARKS
1	65000-95D01	TANK ASSY, FUEL (25L)	1	KEROSENE
2	65520-95D00	.CAP ASSY, FUEL TANK	1	
3	65561-95D00	.GASKET, TANK CAP	1	
4	65831-95D00	.FILTER, OUTLET	1	
5	65890-95D00	.OUTLET ASSY	1	
6	65892-95D00	.O RING, FUEL OUTLET	1	
7	65740-95D01	.PLUG, FUEL CONNECTOR	1	
8	65700-96362	HOSE, FUEL (K.TANK TO CONN)	1	KEROSENE
9	65750-95500	.SOCKET, FUEL HOSE	1	
10	65750-98505	.SOCKET, FUEL HOSE	1	
11	65781-98500	.CLIP	4	
12	65779-93900	.UNION, FUEL HOSE	1	
13	65720-985L1	PLUG, FUEL CONNECTOR	1	KEROSENE
14	09140-10032	NUT	1	
15	65318-93910	MARK, KEROSENE CAUTION	1	
16	09160-10159	WASHER, FUEL CONNECTOR PLUG	2	

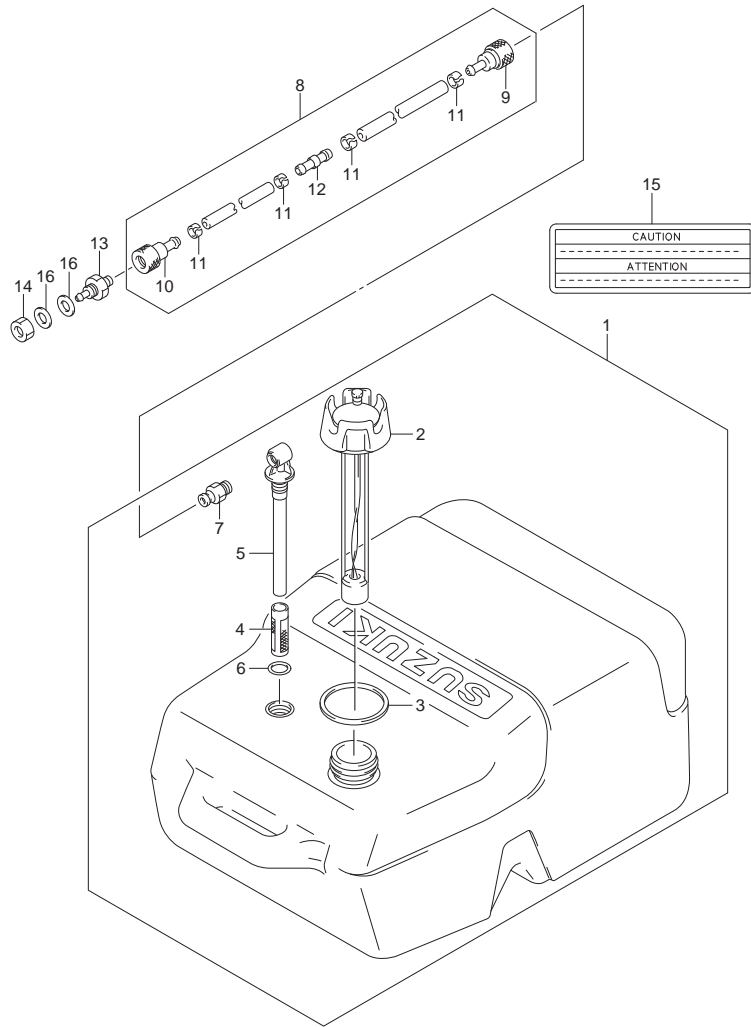




FIG.432D

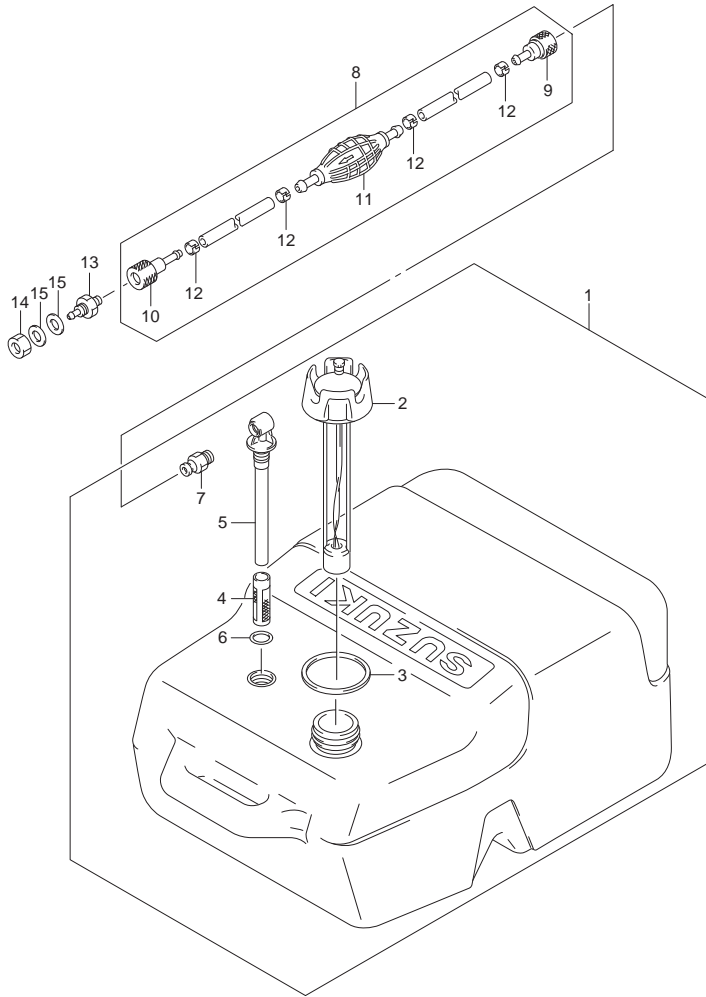


FIG.432D (1-I-7) FUEL TANK (RESIN:25L) (DT15A P40)

REF NO.	PART NO.	DESCRIPTION	Q'TY	REMARKS
1	65000-95D01	TANK ASSY, FUEL (25L)	1	
2	65520-95D00	.CAP ASSY, FUEL TANK	1	
3	65561-95D00	.GASKET, TANK CAP	1	
4	65831-95D00	.FILTER, OUTLET	1	
5	65890-95D00	.OUTLET ASSY	1	
6	65892-95D00	.O RING, FUEL OUTLET	1	
7	65740-95D01	.PLUG, FUEL CONNECTOR	1	
8	65700-87DA1	HOSE, FUEL (TANK TO CONNECTOR)	1	
9	65750-95500	.SOCKET, FUEL HOSE	1	
10	65750-98505	.SOCKET, FUEL HOSE	1	
11	65770-90L01	.PUMP, SQUEEZE	1	
12	65781-98500	.CLIP	4	
13	65720-985L1	PLUG, FUEL CONNECTOR	1	
14	09140-10032	NUT	1	
15	09160-10159	WASHER (10X18X1)	2	

FIG.444A

FIG.444A (1-I-8) TILLER HANDLE (DT9.9A P40)

REF NO.	PART NO.	DESCRIPTION	Q'TY	REMARKS
1	63121-95L00-0EP	COVER, TILLER HANDLE (BLACK)	1	
2	09116-08151	BOLT (8X30)	2	
3	63114-94300	SPACER, HANDLE COVER	1	
4	63115-96310	SPACER	1	
5	63115-95L00	BUSH, TILLER HANDLE	1	
6	63610-91L00	CABLE ASSY, THROTTLE	2	
7	63111-95L00-0EP	HANDLE, TILLER (BLACK)	1	
8	09205-03038	SPRING PIN (3X14)	1	
9	63220-91L00	ROD, HANDLE	1	
10	63240-95L00	KNOB, THROTTLE ADJUSTER	1	
11	63241-92D00	SUPPORT, HANDLE ROD	1	
12	63241-95L00	ADJUSTER, HANDLE GRIP	1	
13	09385-04004	CLIP	1	
14	09125-05046	SCREW (5X12)	2	
15	63225-93200	BUSH, HANDLE ROD	1	
16	09440-12027	SPRING	1	
17	63223-92D00	STOPPER, HANDLE ROD	1	
18	09126-06015	SCREW (6X23)	1	
19	63210-93E30	GRIP, HANDLE	1	
20	09163-06001	LOCK WASHER	1	
21	63215-93110	MARK, HANDLE	1	
22	63625-93900	GROMMET, THROTTLE CABLE	1	
23-1	63118-94300	SHIM (0.3)	1	
23-2	63118-94310	SHIM (0.5)	1	OPT

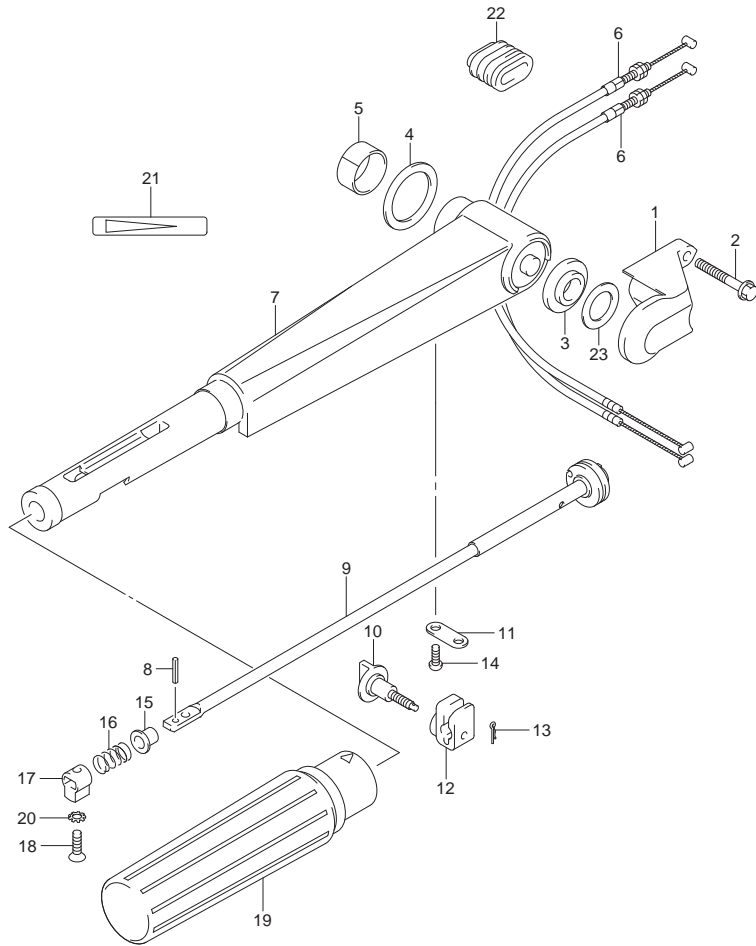


FIG.444B

FIG.444B (1-I-9) TILLER HANDLE (DT9.9AK P40)

REF NO.	PART NO.	DESCRIPTION	Q'TY	REMARKS
1	63121-95L00-0EP	COVER, TILLER HANDLE (BLACK)	1	
2	09116-08151	BOLT (8X30)	2	
3	63114-94300	SPACER, HANDLE COVER	1	
4	63115-96310	SPACER	1	
5	63115-95L00	BUSH, TILLER HANDLE	1	
6	63610-91L00	CABLE ASSY, THROTTLE	2	
7	63111-95L10-0EP	HANDLE, TILLER (BLACK)	1	
8	09205-03038	SPRING PIN (3X14)	1	
9	63220-91L00	ROD, HANDLE	1	
10	63240-95L00	KNOB, THROTTLE ADJUSTER	1	
11	63241-92D00	SUPPORT, HANDLE ROD	1	
12	63241-95L00	ADJUSTER, HANDLE GRIP	1	
13	09385-04004	CLIP	1	
14	09125-05046	SCREW (5X12)	2	
15	63225-93200	BUSH, HANDLE ROD	1	
16	09440-12027	SPRING	1	
17	63223-89J00	STOPPER, HANDLE ROD	1	
18	09126-06015	SCREW (6X23)	1	
19	63210-91J10	GRIP, HANDLE	1	
20	09163-06001	LOCK WASHER	1	
21	63215-93110	MARK, HANDLE	1	
22	63625-93900	GROMMET, THROTTLE CABLE	1	
23-1	63118-94300	SHIM (0.3)	1	
23-2	63118-94310	SHIM (0.5)	1	OPT

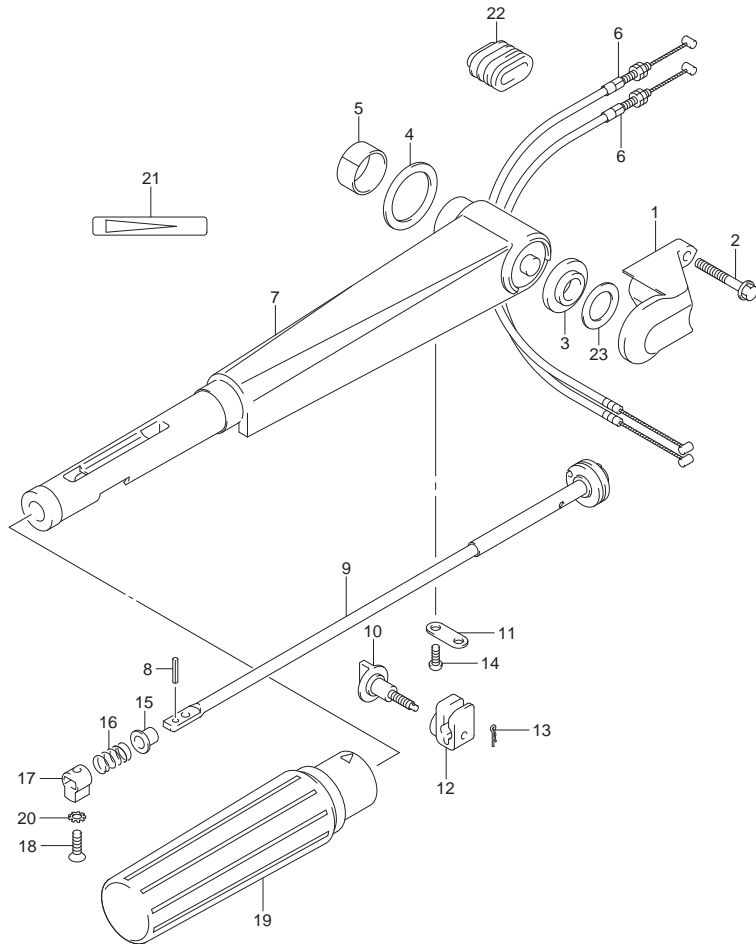


FIG.444C

FIG.444C (1-I-10) TILLER HANDLE (DT9.9AK P36)

REF NO.	PART NO.	DESCRIPTION	Q'TY	REMARKS
1	63121-95L00-0EP	COVER, TILLER HANDLE (BLACK)	1	
2	09116-08151	BOLT (8X30)	2	
3	63114-94300	SPACER, HANDLE COVER	1	
4	63115-96310	SPACER	1	
5	63115-95L00	BUSH, TILLER HANDLE	1	
6	63610-91L00	CABLE ASSY, THROTTLE	2	
7	63111-95L10-0EP	HANDLE, TILLER (BLACK)	1	
8	09205-03038	SPRING PIN (3X14)	1	
9	63220-91L00	ROD, HANDLE	1	
10	63240-95L00	KNOB, THROTTLE ADJUSTER	1	
11	63241-92D00	SUPPORT, HANDLE ROD	1	
12	63241-95L00	ADJUSTER, HANDLE GRIP	1	
13	09385-04004	CLIP	1	
14	09125-05046	SCREW (5X12)	2	
15	63225-93200	BUSH, HANDLE ROD	1	
16	09440-12027	SPRING	1	
17	63223-89J00	STOPPER, HANDLE ROD	1	
18	09126-06015	SCREW (6X23)	1	
19	63210-91J10	GRIP, HANDLE	1	
20	09163-06001	LOCK WASHER	1	
21	63215-93110	MARK, HANDLE	1	
22	63625-93900	GROMMET, THROTTLE CABLE	1	
23-1	63118-94300	SHIM (0.3)	1	
23-2	63118-94310	SHIM (0.5)	1	OPT

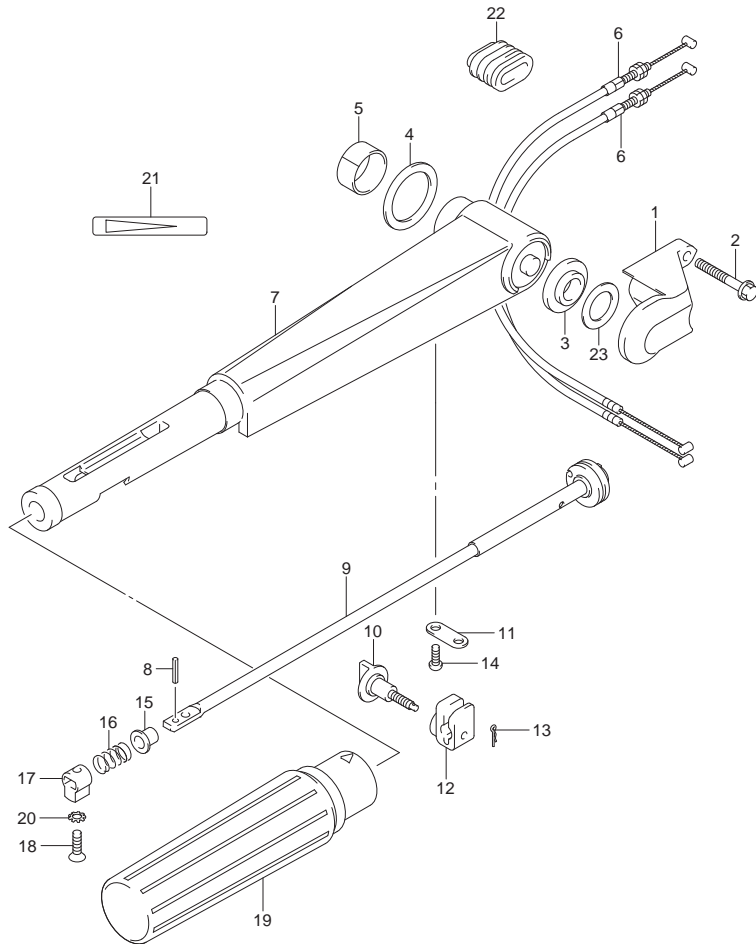


FIG.444D

FIG.444D (1-I-11) TILLER HANDLE (DT15A P40)

REF NO.	PART NO.	DESCRIPTION	Q'TY	REMARKS
1	63121-95L00-0EP	COVER, TILLER HANDLE (BLACK)	1	
2	09116-08151	BOLT (8X30)	2	
3	63114-94300	SPACER, HANDLE COVER	1	
4	63115-96310	SPACER	1	
5	63115-95L00	BUSH, TILLER HANDLE	1	
6	63610-91L00	CABLE ASSY, THROTTLE	2	
7	63111-95L00-0EP	HANDLE, TILLER (BLACK)	1	
8	09205-03038	SPRING PIN (3X14)	1	
9	63220-91L00	ROD, HANDLE	1	
10	63240-95L00	KNOB, THROTTLE ADJUSTER	1	
11	63241-92D00	SUPPORT, HANDLE ROD	1	
12	63241-95L00	ADJUSTER, HANDLE GRIP	1	
13	09385-04004	CLIP	1	
14	09125-05046	SCREW (5X12)	2	
15	63225-93200	BUSH, HANDLE ROD	1	
16	09440-12027	SPRING	1	
17	63223-92D00	STOPPER, HANDLE ROD	1	
18	09126-06015	SCREW (6X23)	1	
19	63210-93E30	GRIP, HANDLE	1	
20	09163-06001	LOCK WASHER	1	
21	63215-93110	MARK, HANDLE	1	
22	63625-93900	GROMMET, THROTTLE CABLE	1	
23-1	63118-94300	SHIM (0.3)	1	
23-2	63118-94310	SHIM (0.5)	1	OPT

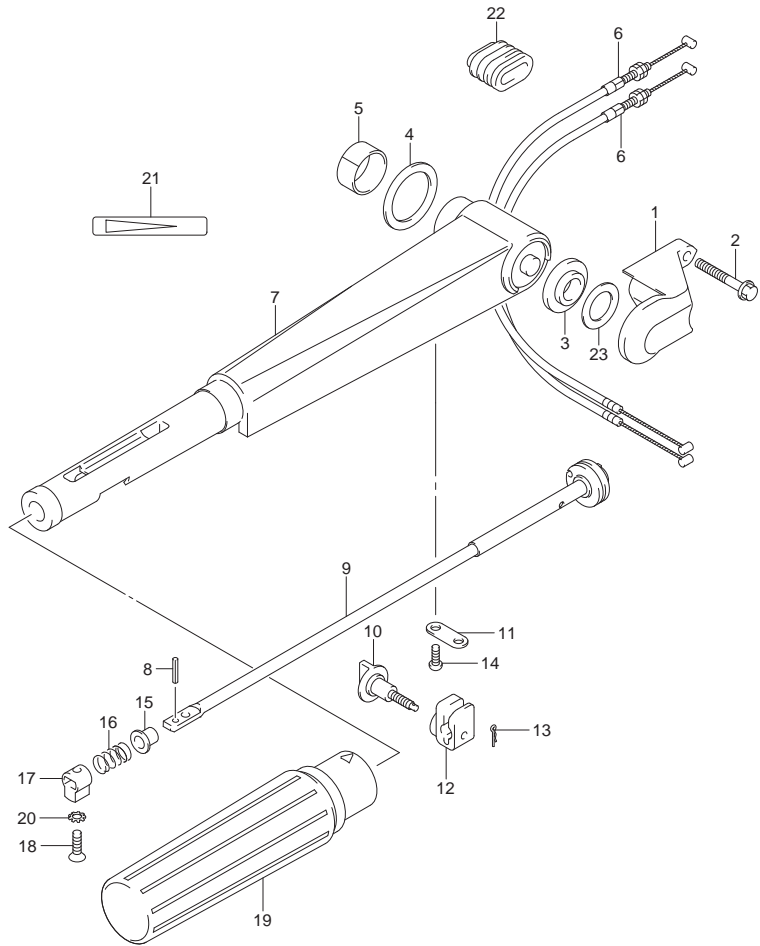


FIG.444E

FIG.444E (1-I-12) TILLER HANDLE (DT15AK P36)

REF NO.	PART NO.	DESCRIPTION	Q'TY	REMARKS
1	63121-95L00-0EP	COVER, TILLER HANDLE (BLACK)	1	
2	09116-08151	BOLT (8X30)	2	
3	63114-94300	SPACER, HANDLE COVER	1	
4	63115-96310	SPACER	1	
5	63115-95L00	BUSH, TILLER HANDLE	1	
6	63610-91L00	CABLE ASSY, THROTTLE	2	
7	63111-95L10-0EP	HANDLE, TILLER (BLACK)	1	
8	09205-03038	SPRING PIN (3X14)	1	
9	63220-91L00	ROD, HANDLE	1	
10	63240-95L00	KNOB, THROTTLE ADJUSTER	1	
11	63241-92D00	SUPPORT, HANDLE ROD	1	
12	63241-95L00	ADJUSTER, HANDLE GRIP	1	
13	09385-04004	CLIP	1	
14	09125-05046	SCREW (5X20)	2	
15	63225-93200	BUSH, HANDLE ROD	1	
16	09440-12027	SPRING	1	
17	63223-89J00	STOPPER, HANDLE ROD	1	
18	09126-06015	SCREW (6X23)	1	
19	63210-91J10	GRIP, HANDLE	1	
20	09163-06001	LOCK WASHER	1	
21	63215-93110	MARK, HANDLE	1	
22	63625-93900	GROMMET, THROTTLE CABLE	1	
23-1	63118-94300	SHIM (0.3)	1	
23-2	63118-94310	SHIM (0.5)	1	OPT

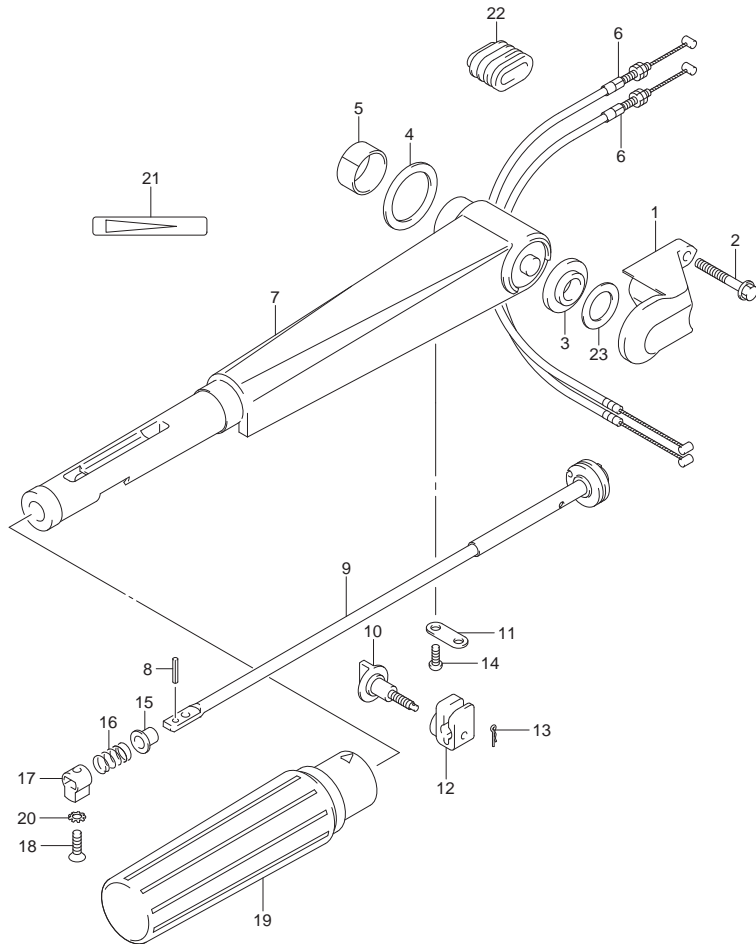


FIG.551A

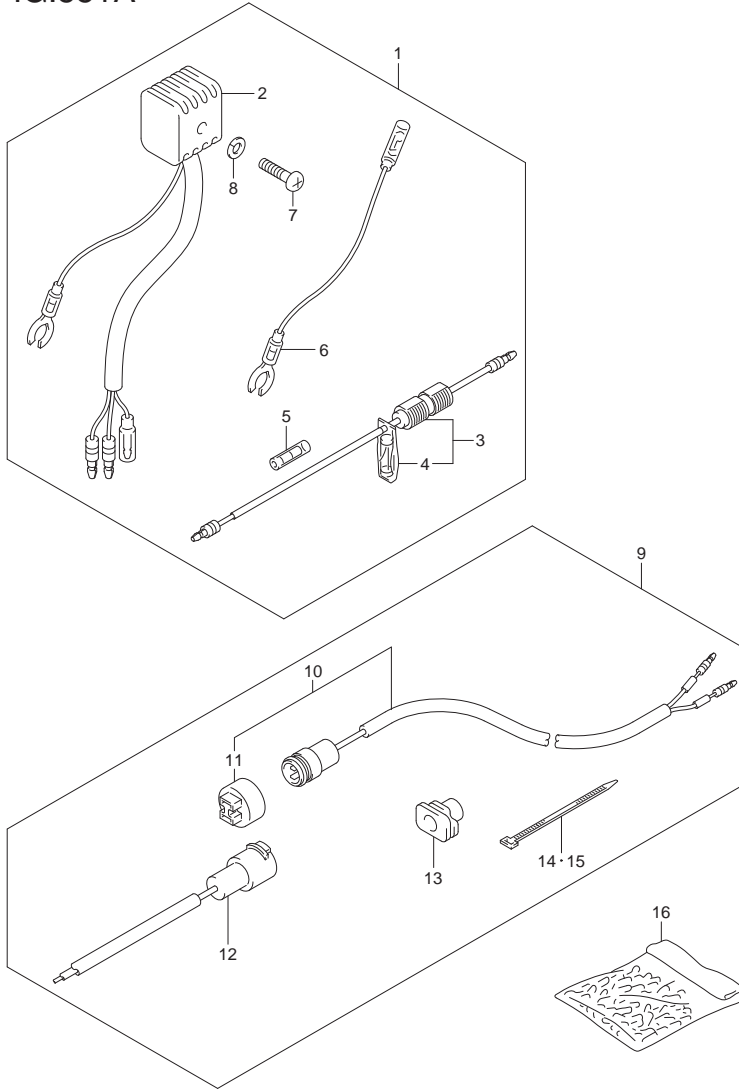


FIG.551A (1-I-13) OPT:ELECTRICAL (1)

REF NO.	PART NO.	DESCRIPTION	Q'TY	REMARKS
1	32801-93903	RECTIFIER SET	1	
2	32800-95D01	.RECTIFIER	1	
3	36740-95253	.CASE, FUSE	1	
4	09481-20001	..FUSE (20A)	1	
5	37132-93700	.CONNECTOR, LEAD	1	
6	37801-98300	.LEAD, RECEPTACLE GROUND	1	
7	02142-05257	.SCREW	1	
8	08321-0105A	.WASHER	1	
9	39600-93910	RECEPTACLE SET	1	
10	39601-95D00	.RECEPTACLE ASSY, LIGHTING	1	
11	36634-93910	..CAP	1	
12	39602-93900	.PLUG ASSY, LIGHTING	1	
13	39603-94400	.GROMMET, RECEPTACLE	1	
14	09407-10403	.CLAMP (L:95)	1	
15	09407-25402	.CLAMP (L:248)	1	
16	36990-87D00	TERMINAL & SLEEVE SET	1	

FIG.552A

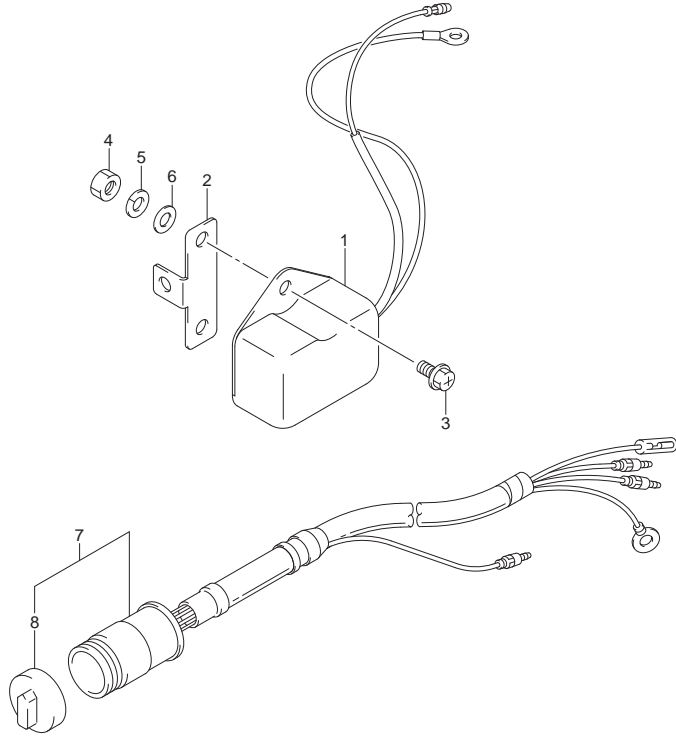


FIG.552A (1-I-14) OPT:ELECTRICAL (2)

REF NO.	PART NO.	DESCRIPTION	Q'TY	REMARKS
1	32500-95722	REGULATOR ASSY, VOLTAGE	1	
2	32590-93900	STAY, VOLTAGE	1	
3	02162-06127	SCREW	2	
4	08310-00067	NUT	2	
5	08321-01067	LOCK WASHER	2	
6	08322-01067	WASHER	2	
7	36630-93901	WIRING HARNESS ASSY	1	
8	36631-94300	.CAP	1	



FIG.560A

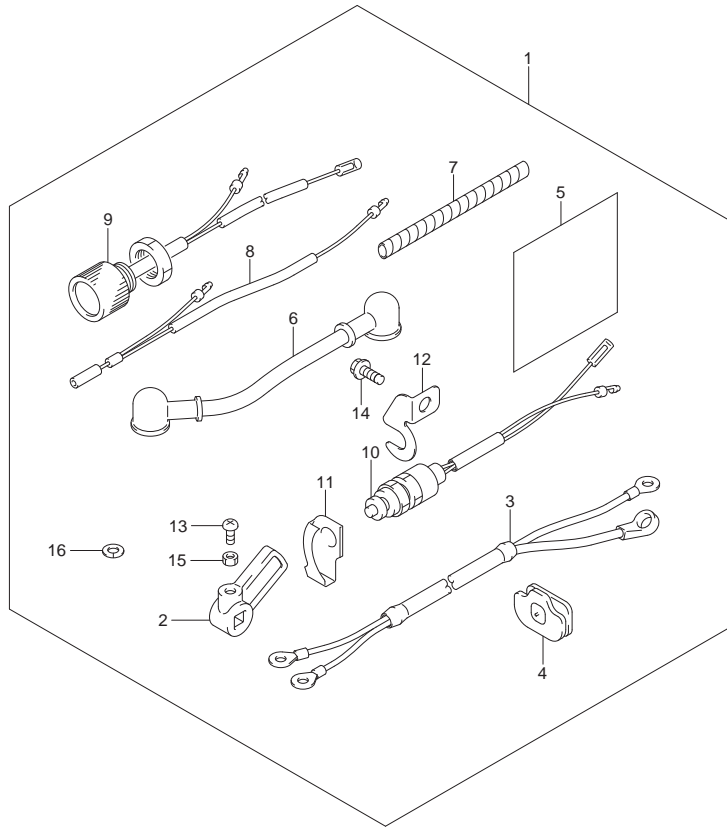


FIG.560A (1-I-15) OPT:STARTING MOTOR

REF NO.	PART NO.	DESCRIPTION	Q'TY	REMARKS
1	33800-95L00	SWITCH, STARTER/CABLE SET	1	
2	21313-93900	.ARM, ELECTRIC NSI	1	
3	33810-92D00	.CABLE, STARTER	1	
4	33811-96300	.GROMMET	1	
5	32916-92L00	.COVER, HARNESS	1	
6	33820-93900	.CABLE, PLUG TERM TO RELAY	1	
7	33833-91J00	.TUBE, 250	1	L:250->100
8	36610-93901	.WIRING HARNESS, ME	1	
9	37161-95L00	.SWITCH, STARTER	1	
10	37721-96354	.SWITCH, NEUTRAL	1	
11	37725-94302	.ACTUATOR, NEUTRAL SW	1	
12	37726-94402	.BRACKET, NEUTRAL SW	1	
13	02112-05167	.SCREW	1	
14	02162-06167	.SCREW	1	
15	08310-00057	.NUT	1	
16	08321-01067	.LOCK WASHER	1	NOT ILLUSTRATED

PART NO.	FIG.NO.-REF.NO.	PART NO.	FIG.NO.-REF.NO.	PART NO.	FIG.NO.-REF.NO.
10000		13150-90L20	125E-1 125B-1 125C-1 125A-1	13267-93900	128A-10 128B-9 128C-9 128D-10
		13150-95L00	125A-1		128E-9
		13152-90L00	125D-3		128E-9
	11110-90L40	112A-1	125E-3	13268-96111	128A-4
	112D-1	13152-90L20	125B-3		128A-19
11110-90L50	112B-1		125C-3		128B-4
	112C-1	13152-95L00	125A-3		128B-31
	112E-1	13153-90L00	125A-2		128C-4
11141-93960	112A-2		125B-2		128C-31
	112B-2		125C-2		128D-4
	112C-2		125D-2		128D-19
	112D-2		125E-2		128E-4
	112E-2	13200-91D21	128A-1		128E-31
11300-90L20	112A-4		128D-1	13270-94350	128B-11
	112B-4	13200-939B1	128C-1		128C-11
	112C-4	13200-939C1	128E-1		128E-11
	112D-4	13200-939H1	128B-1	13282-94350	128B-20
	112E-4	13235-91D00	128A-17		128C-20
11431-95L00	141A-5		128D-17		128E-20
11433-90L00	141A-4	13235-93950	128B-10	13343-98100	128A-11
12100-90L00-050	116A-22		128C-10		128D-11
12110-90L00-0B0	116A-1		128E-10	13370-94350	128B-13
12140-90L00	116A-2	13245-98110	128A-9		128C-13
12140-93140-050	116A-23		128D-9		128E-13
12151-93100	116A-3	13249-93900	128B-33	13371-98100	128A-7
12161-90L00	116A-7		128C-33		128B-7
12200-95L00	116A-6		128E-33		128C-7
12211-93900	116A-8	13250-98110	128A-6		128D-7
12221-95L00	116A-11		128B-6		128E-7
12231-95L00	116A-12		128C-6	13392-58600	128B-17
12232-95L00	116A-13		128D-6		128C-17
12240-95L00	116A-14		128E-6		128E-17
12481-90L00	125A-5	13251-98100	128A-8	13441-94350	128B-19
	125B-5		128B-8		128C-19
	125C-5		128C-8		128E-19
	125D-5		128D-8	13443-94350	128B-21
	125E-5		128E-8		128C-21
12485-93900	125A-11	13254-98100	128A-5		128E-21
	125B-11		128B-5	13450-93950	128B-18
	125C-11		128C-5		128C-18
	125D-11		128D-5		128E-18
	125E-11		128E-5	13521-93910	128A-16
13125-91D00	125A-10	13254-98410	128B-12		128B-24
	125B-10		128C-12		128C-24
	125C-10		128E-12		128D-16
	125D-10	13265-93950	128B-16		128E-24
	125E-10		128C-16		128B-23
13150-90L00	125D-1		128E-16	13599-95210	128C-23

PART NO.	FIG.NO.-REF.NO.	PART NO.	FIG.NO.-REF.NO.	PART NO.	FIG.NO.-REF.NO.
			128E-23	14131-90L10	112A-10
13599-95211			128B-22		112B-10
			128C-22		112C-10
			128E-22		112D-10
13613-98100			128A-12		112E-10
			128D-12	14141-90L10	112A-11
13616-93900			128A-18		112B-11
			128B-32		112C-11
			128C-32		112D-11
			128D-18		112E-11
			128E-32	14151-90L00	112A-9
13631-93910			128A-20		112B-9
			128D-20		112C-9
13631-93960			128B-34		112D-9
			128C-34		112E-9
			128E-34	14211-90L00	141A-1
13632-93900			412A-15	14213-93910	141A-2
			412D-15	15100-93911	128A-14
13632-93950			412B-15		128B-27
			412C-15		128C-27
			412E-15		128D-14
13633-93900			125A-12		128E-27
			125D-12	15100-93951	128B-25
13633-93950			125B-12		128C-25
			125C-12		128E-25
			125E-12	15170-93911	128A-15
13634-93952			125B-13		128B-28
			125C-13		128C-28
			125E-13		128D-15
13635-93950			125B-14		128E-28
			125C-14	15170-93951	128B-26
			125E-14		128C-26
13652-93950			128B-15		128E-26
			128C-15	15211-91J00-110	146B-9-1
			128E-15		146C-9-1
13661-93900			128A-3		146E-9-1
			128B-3	15211-91J00-125	146A-1
			128C-3		146D-1
			128D-3	15211-91J00-270	146A-2
			128E-3		146D-2
13811-93950			125A-7	15410-94350	146B-8
			125B-7		146C-8
			125C-7		146E-8
			125D-7	15410-94400	146A-4
			125E-7		146B-1
13812-93900			125A-8		146C-1
			125B-8		146D-4
			125C-8		146E-1
			125D-8	15413-87D10	146A-6
			125E-8		146B-3

PART NO.	FIG.NO.-REF.NO.	PART NO.	FIG.NO.-REF.NO.	PART NO.	FIG.NO.-REF.NO.
17473-94J00	160C-5	17685-91D00	112D-13	20000	
	160D-5		112E-13		
	160E-5		10AA-3		
	160A-6		10AB-3		
	160B-6		10AC-3		
17561-90L00	160C-6		10AD-3	21110-90L01	208A-1
	160D-6		10AE-3	208B-1	
	160E-6		112A-14	208C-1	
	160A-7-2		112B-14	208D-1	
	160B-7		112C-14	208E-1	
17561-90L10	160C-7-2		112D-14	21117-95L00	412A-18
	160D-7-2		112E-14	412B-18	
	160E-7-2		167A-1	412C-18	
	160A-7-1		18100-90L10	412D-18	
	160A-7-1		18121-94JL0	167A-2	
17563-93900	160C-7-1		167A-3	21126-92D00	412E-18
	160D-7-1		18132-89L00		208A-6
	160E-7-1		18142-93E00		208B-6
	160A-19		18210-95L00		208C-6
	160B-19		18280-93E00		167A-7
17563-94J00	160C-19	18498-94JL0-230	167A-9	21126-95L00	208E-6
	160D-19		146A-8		208A-7
	160E-19		146D-8		208B-7
	160A-8		166A-1		208C-7
	160B-8		166B-1		208D-7
17564-93900	160C-8		166C-1	21131-96010	208E-7
	160D-8		166D-1		420A-7
	160E-8		166E-1		420B-7
	160A-9		19132-94501		420C-7
	160B-9		166D-10		420D-7
17631-99J20	160C-9	19132-95500	166B-10	21221-95L00	420E-7
	160D-9		166C-10		208A-4
	160E-9		166E-10		208B-4
	160A-10		19141-90L00		208C-4
	160B-10		166D-2		208D-4-1
17632-99J30	160C-10	19141-93960	166B-2	21221-95L00	208D-4-2
	160D-10		166C-2		208E-4
	160E-10		166E-2		319A-7
	160A-11		19811-95L00		319B-7
	160B-11		166B-3		319C-7
17670-93953	160C-11	19812-95L00	166C-3	21313-93900	319D-11
	160D-11		166D-3		319E-7
	160E-11		166E-3		208D-9
	112B-16		166A-4		560A-2
	112C-16		166B-4		336A-2
17670-93962	112A-16		166C-4	23111-95L00	208A-2
	112D-16		166D-4		208B-2
17670-94402	112E-16		166E-4		208C-2
17681-90L10	112A-13				208D-2
	112B-13				208E-2
	112C-13			23131-93900	412A-17

PART NO.	FIG.NO.-REF.NO.	PART NO.	FIG.NO.-REF.NO.	PART NO.	FIG.NO.-REF.NO.
23211-95L00	412B-17		160C-13	32200-93910	303B-10
	412C-17		160D-13		303C-10
	412D-17		160E-13		303D-10
	412E-17		210A-7		303E-10
	208A-3		210B-7		303B-13
23213-95L00	208B-3	29162-93J10	210C-7	32390-90L00	303C-13
	208C-3		210D-7		303D-13
	208D-3		210E-7		303E-13
	208E-3		335A-13		303A-6
	208A-5		405A-23		303B-6
23311-95J00	208B-5	29404-93J10	405B-23	32500-95722	303C-6
	208C-5		405C-23		303D-6
	208D-5		405D-23		303E-6
	208E-5		405E-23		552A-1
	210A-1		303A-8		32590-93900
25111-90L00	210B-1	29440-93J00	303B-8	32900-90L00	322A-1
	210C-1		303C-8		551A-2
	210D-1		303D-8		551A-1
	210E-1		303E-8		307A-1
	210A-2-1		336A-24		307D-1
25111-90L10	210C-2-1		307B-1	32915-95L00	307B-1
	210D-2-1		307C-1		
	210E-2-1		307E-1		
	210A-2-2		307A-3		
	210B-2		307B-3		
25211-99JL0	210C-2-2	31100-89E01	307C-3	32916-92L00	307C-3
	210D-2-2		31131-89E00		307D-3
	210E-2-2		31132-89E00		307E-3
	210A-5		31135-92D10		307A-7
	210B-5		31281-92D10		301A-7
25215-90L00	210C-5	31310-92D10	301A-9	33410-95L00	560A-5
	210D-5		31312-92D10		301A-2
	210E-5		31320-89E00		301A-4
	210A-6		31360-92D10		301A-3
	210B-6		31800-94401		301A-8
25311-99J00	210C-6	31805-95501	301A-13	33446-98E20	307E-4
	210D-6		31911-90L00		301A-14
	210E-6		32101-93930		301A-10
	210A-3		303B-1		319B-10
	210B-3		303C-1		319C-10
29125-93J10	210C-3	32101-95L00	303B-1	33510-90L00	319E-10
	210D-3		303D-1-2		307A-7
	210E-3		303E-1		307D-7
	405A-27		303A-1		307E-4
	405B-27		303D-1-1		307B-7
29141-93J00	405C-27	32102-90L00	303A-1	33810-92D00	307C-7
	405D-27		303D-2-2		307E-7
	405E-27		303B-2		307E-7
	160A-13		303C-2		307C-7
	160B-13		303E-2		307E-7
32140-93900	32102-90L10	32102-90L10	303A-1	33810-92D00	307C-7
	32102-90L10		303B-2		307E-7
	32102-90L10		303C-2		307E-7
	32102-90L10		303E-2		307E-7
	32102-90L10		303A-2		307E-7
33810-92D00	32102-90L10	32102-95L00	303D-2-1	33810-92D00	560A-3
	32102-90L10		303A-2		560A-1
	32102-90L10		303D-2-1		322A-3
	32102-90L10		303A-10		322A-4
	32102-90L10		303A-10		560A-4
33810-92D00	32102-90L10	32140-93900	303A-10	33820-93900	322A-5
	32102-90L10		303A-10		560A-6
	32102-90L10		303A-10		560A-6
	32102-90L10		303A-10		560A-6
	32102-90L10		303A-10		560A-6

PART NO.	FIG.NO.-REF.NO.	PART NO.	FIG.NO.-REF.NO.	PART NO.	FIG.NO.-REF.NO.
33833-91J00	322A-8		319D-9	45231-89L00	336A-8
	560A-7		319E-5	45241-89L00	336A-9
36610-93901	322A-9	37830-90L00	319A-3	45247-99J00	336A-19
	560A-8		319B-3	45250-89L03	336A-11
36612-93900	412A-19		319C-3	45261-95L00	336A-13
	412B-19		319D-7	45420-99JM0	335A-14
	412C-19		319E-3	45425-94J00	335A-15
	412D-19	37835-95D00	319A-1	45710-99JL0	336A-25
	412E-19		319B-1	45722-94J11	336A-27
36615-96300	307A-9		319C-1		
	307D-9		319D-5		
36630-93901	552A-7		319E-1		
36631-94300	552A-8	39600-93910	551A-9		
36634-93910	551A-11	39601-95D00	551A-10	50000	
36740-93901	322A-6	39602-93900	551A-12		
36740-95253	551A-3	39603-94400	551A-13	52111-95L00-0EP	405A-5-1
36894-95201	405A-26	39669-94400	412A-16		405C-5-1
	405B-26		412B-16		405D-5-1
	405C-26		412C-16		405E-5-1
	405D-26		412D-16	52111-95L10-0EP	405A-5-2
	405E-26		412E-16		405B-5
36990-87D00	551A-16				405C-5-2
37132-93700	551A-5				405D-5-2
37161-95L00	322A-10				405E-5-2
	560A-9			52113-93910	141A-6-2
37163-89L00	319A-8			52113-95L00	141A-6-1
	319D-12			52117-94400	405A-6
37721-96354	319D-1	40000			405B-6
	560A-10				405C-6
37725-94302	319D-2				405D-6
	560A-11	41111-99J00-0EP	335A-1		405E-6
37726-94402	319D-3	41112-95L00	335A-17	54121-92D00	405A-7
	560A-12	41121-99J00-0EP	335A-2		405B-7
37800-93954	319B-9	41210-89E11	335A-18		405C-7
	319C-9	41211-89EL0	335A-3		405D-7
	319E-9	41212-91J00	335A-4		405E-7
37801-98300	319A-6	41213-94J01	335A-5	54125-93901	405A-14
	319B-6	41225-89L00	336A-10		405B-14
	319C-6	41411-95L00-0EP	336A-28		405C-14
	319D-10	43111-99J60-0EP	336A-1		405D-14
	319E-6	43112-95L00	405A-28		405E-14
37823-97J00	551A-6		405C-28	54130-93901	405A-9
	319A-4		405D-28		405B-9
	319B-4		405E-28		405C-9
	319C-4	43211-99J00	336A-6		405D-9
	319D-8	43411-939L0	336A-20		405E-9
	319E-4	43412-93900	336A-21	54137-90L00	405A-8
37826-97J00	319A-5	43711-99J00	336A-3		405B-8
	319B-5	43750-95L00-0EP	336A-4		405C-8
	319C-5	45212-95L00	336A-18		405D-8

PART NO.	FIG.NO.-REF.NO.	PART NO.	FIG.NO.-REF.NO.	PART NO.	FIG.NO.-REF.NO.
	405E-8		405D-3		220B-15
54151-93900	405A-10		405E-3		220C-15
	405B-10	55331-99J10	407A-21		220D-15
	405C-10	55332-90L00	220A-25		220E-15
	405D-10		220B-25	57631-93901	220A-19
	405E-10		220C-25		220B-19
54167-93900	405A-15		220D-25		220C-19
	405B-15		220E-25		220D-19
	405C-15	55332-99J10	407A-22		220E-19
	405D-15	56120-99J40-0EP	407A-10	57632-94J00	407A-17
	405E-15	56130-90L00	220A-21	57632-98501	220A-20
54211-90L10-0EP	405A-12-2		220B-21		220B-20
	405B-12		220C-21		220C-20
	405C-12-2		220D-21		220D-20
	405D-12-2		220E-21		220E-20
	405E-12-2	56132-99J10	220A-23		407A-15-1
54213-93901	405A-25		220B-23	58100-89L00-019	407A-15-2
	405B-25		220C-23	58100-89L30-019	407A-15-3
	405C-25		220D-23	58100-90L40-019	407A-15-4
	405D-25		220E-23	58100-90L50-019	407A-15-5
	405E-25	57100-90L30	220A-1-2	58100-90L60-019	407A-15-6
54221-90L10-0EP	405A-12-1		220B-1	58120-89L00	407A-16
	405A-13-1		220C-1-2	59178-97J00	10AA-6
	405A-13-2		220D-1-2		10AB-6
	405B-13		220E-1-2		10AC-6
	405C-12-1	57100-90L40	220A-1-1		10AD-6
	405C-13-1		220C-1-1		10AE-6
	405C-13-2		220D-1-1		407A-8
	405D-12-1		220E-1-1	59412-91J00	146B-7
	405D-13-1	57311-90L00	220A-8		146B-11-2
	405D-13-2		220B-8		146C-7
	405E-12-1		220C-8		146C-11-2
	405E-13-1		220D-8		146E-7
	405E-13-2		220E-8		146E-11-2
55100-99J40-0EP	407A-1	57510-90L00	220A-9	59441-94J00	220A-17
55321-87J00	10AA-4		220B-9		220B-17
	10AB-4		220C-9		220C-17
	10AC-4		220D-9		220D-17
	10AD-4		220E-9		220E-17
	10AE-4	57521-90L00	220A-10	59441-99J00	220A-18
	407A-6-1		220B-10		220B-18
55321-87J10	407A-6-2		220C-10		220C-18
55321-90L00	10AA-5		220D-10		220D-18
	10AB-5		220E-10		220E-18
	10AC-5	57610-99JL0	220A-14	59800-90L00	420A-11
	10AD-5		220B-14		420B-12
	10AE-5		220C-14		420C-12
	405A-3		220D-14		420D-11
	405B-3		220E-14		420E-12
	405C-3	57621-90L10	220A-15		

PART NO.	FIG.NO.-REF.NO.	PART NO.	FIG.NO.-REF.NO.	PART NO.	FIG.NO.-REF.NO.
60000			420C-6		444B-4
			420D-6		444C-4
61110-95L00-0EP	412A-1	61458-89L00	420E-6	63118-94300	444D-4
			420A-9		444E-4
61112-95L10	412B-1	61472-94J00	420B-10	63118-94310	444A-23-1
			412C-1		444B-23-1
61113-95L00	412D-1	61610-90L00	420D-9	63121-95L00-0EP	444C-23-1
			420E-10		444D-23-1
61151-91J11	412E-1	61616-93EL0	167A-11	63210-91J10	444E-23-1
			412A-2		444A-23-2
61400-95L00-0EP	412A-2	61622-90L00	412B-4	63210-93E30	444B-23-2
			412B-2		444C-23-2
61433-95L00	412C-2	61827-94J01	412D-4	63215-93110	444D-23-2
			412D-2		444E-23-2
61435-95L00	412E-2	63111-95L00-0EP	412A-5	63220-91L00	444A-1
			412A-3		444B-1
61435-95L10	412B-3	63114-94300	412B-5	63223-89J00	444C-1
			412C-3		444D-1
61443-95L00	412D-3	63115-95L00	412E-5	63223-92D00	444E-1
			412E-3		444B-19
61449-93921	412A-14	63115-96310	420A-3	63240-95L00	444C-19
			420B-3		444D-19
61453-95L00	412B-14		420C-3		444E-19
			412C-14		444A-19
	412D-14		420D-3		444D-19
			420E-3		444A-21
	412E-14		412A-6		444B-21
			420A-1		444C-21
	420B-1		412B-6		444D-21
			420C-1		444E-21
	420D-1		412C-6		444A-9
			420E-1		444B-9
	420A-2		412D-6		444C-9
			420D-1		444D-9
	420E-2		412E-6		444E-9
			420A-8		444B-17
	420B-8		412A-12		444C-17
			420C-8		444D-17
	420D-8		412B-12		444E-17
			420E-8		444A-17
	420E-8		412C-12		444A-17
			420A-5		444D-17
	420B-5		412D-12		444A-15
			420C-5		444B-15
	420D-5		412E-12		444C-15
			420E-2		444D-15
	420C-5		444A-7		444E-15
			420D-5		444A-10
	420E-5		444C-7		444B-10
			420A-6		444C-10
	420B-9		444D-7		444D-10
			420C-9		444E-5
	420E-9		444B-5		444E-10
			420A-6		444A-4
	420B-6		444C-5		444A-11
			420B-6		

PART NO.	FIG.NO.-REF.NO.	PART NO.	FIG.NO.-REF.NO.	PART NO.	FIG.NO.-REF.NO.
			444B-11		420B-13
			444C-11		420C-13
63241-95L00	444D-11	65740-99100	444D-11	65750-94404	420D-12
			444E-11		420E-13
63241-95L00	444A-12	65750-95500	444A-12	65750-95500	420A-10
			444B-12		420B-11
63610-91L00	444C-12	65750-98505	444C-12	65750-98505	420C-11
			444D-12		420D-10
63610-91L00	444E-12	65750-98505	444E-12	65750-98505	420E-11
			444A-6		167A-10
63625-93900	444B-6	65763-95L00	444B-6	65763-95L00	
			444C-6		
65000-95D01	444C-6	65770-90J11	444C-6	65770-90J11	99000-81159-50M
			444D-6		430B-18
65000-95D01	444E-6	65770-90L01	444E-6	65770-90L01	99011-90L40-063
			432B-1		430C-8
65000-99100	432C-1	65770-99J01	432C-1	65770-99J01	420B-14
			432D-1		420E-14
65318-93910	432A-1	65779-93900	432A-1	65779-93900	
			432C-15		432C-12
65520-95D00	432B-2	65781-98500	432B-2	65781-98500	
			432C-2		430A-14
65520-99100	432D-2	65830-95500	432D-2	65830-95500	
			432A-2		430B-11
65561-95D00	432A-3	65830-95500	432A-3	65830-95500	
			432B-3		432D-11
65700-87DA1	432C-3	65831-95D00	432C-3	65831-95D00	
			432D-3		432A-12
65700-94416	432B-8	65831-95D00	432B-8	65831-95D00	01421-06307
			432D-8		430B-9
65700-94433	430A-6	65842-94401	430A-6	65842-94401	125A-16
			430A-12		125B-18
65700-95D04	430B-1	65890-95D00	430B-1	65890-95D00	125C-18
			432A-8		125D-16
65700-96362	430A-1	65890-95D00	430A-1	65890-95D00	125E-18
			430B-1		125B-15
65720-94403	430A-2	65890-95D00	430A-2	65890-95D00	125C-15
			430B-2		125E-15
65720-955L0	430B-2	65890-95D00	430B-2	65890-95D00	166A-9
			432A-13		166B-9
65720-985L1	432B-13	65892-95D00	432B-13	65892-95D00	166C-9
			432C-13		166D-9
65720-985L1	432D-13	65892-95D00	432D-13	65892-95D00	166E-9
			432B-7		166A-8
65740-95D01	432C-7	68110-89L00	432C-7	68110-89L00	166B-8
			432C-7		166C-8
			432D-6		166D-8
			432D-6		166E-8
			420A-12		319A-2
			420A-12		319B-2

PART NO.	FIG.NO.-REF.NO.	PART NO.	FIG.NO.-REF.NO.	PART NO.	FIG.NO.-REF.NO.	
01550-06167	319C-2	01580-08407	112D-8	04211-09109	420B-4	
	319D-6		112E-8		420C-4	
	319E-2		112A-3		420D-4	
	307A-2		112B-3		420E-4	
	307B-2		112C-3		112A-5	
01550-06207	307C-2	02112-05167	112D-3	08110-60020	112B-5	
	307D-2		112E-3		112C-5	
	307E-2		208D-10		112D-5	
	319D-4		560A-13		112E-5	
	167A-8		02112-05207		166A-10	220A-2
01550-06257	301A-11	02112-06127	303A-9	08110-60050	220B-2	
	307A-6		303B-9		220C-2	
	307B-6		303C-9		220D-2	
	307C-6		303D-9		220E-2	
	307D-6		303E-9		407A-11	
01550-06307	307E-6	02112-06257	303A-11	08310-00057	166A-14	
	112A-12		303B-11		166A-15	
	112B-12		303B-14		166B-12	
	112C-12		303C-11		166C-12	
	112D-12		303C-14		166D-12	
01550-06357	112E-12	02112-3306A	303D-11	08310-00067	166E-12	
	112A-15		303D-14		208D-11	
	112B-15		303E-11		560A-15	
	112C-15		303E-14		301A-16	
	112D-15		125A-4		552A-4	
01550-06907	112E-15	02112-35127	125B-4	08316-10067	125A-17	
	125A-6		125C-4		125B-19	
	125B-6		125D-4		125C-19	
	125C-6		125E-4		125D-17	
	125D-6		301A-15		125E-19	
01550-08257	125E-6	02142-05257	322A-2	08316-10087	146A-7	
	125A-14		551A-7		146B-4	
	125B-16		02142-06167		412A-13	146C-4
	125C-16		412B-13		146D-7	
	125D-14		412C-13		146E-4	
01560-06457	125E-16	03141-0416A	412D-13	08321-0105A	551A-8	
	301A-12		412E-13		301A-17	
	112A-7		552A-3		303A-12	
	112B-7		560A-14		303B-12	
	112C-7		160A-12		303B-15	
01560-06657	112D-7	03542-05169	160B-12	08322-01067	303C-12	
	112E-7		160C-12		303C-15	
	112A-6		160D-12		303D-12	
	112B-6		160E-12		303D-15	
	112C-6		125A-9		303E-12	
01560-08457	112D-6	08322-01057	125B-9	08322-01067	303E-15	
	112E-6		125C-9		552A-5	
	112A-8		125D-9		560A-16	
	112B-8		125E-9		166A-11	
	112C-8		420A-4		552A-6	

PART NO.	FIG.NO.-REF.NO.	PART NO.	FIG.NO.-REF.NO.	PART NO.	FIG.NO.-REF.NO.	
09100-06177	335A-10	09116-08154	405C-21	09140-10032	405C-19	
	09100-08232		336A-22		405D-21	405D-19
	09100-08310		405A-17		405E-21	405E-19
			405B-17		405A-16	430A-4
			405C-17		405B-16	430B-4
09100-10320	405D-17	09118-08168	405C-16	09140-12038	432A-14	
	405E-17		405D-16		432B-14	
	335A-7		405E-16		432C-14	
	09103-06281		405A-1		432D-14	
	09108-06141		160A-14		405B-1	430A-3
09111-10067	160B-14	09118-08170	405C-1	09140-14008	430B-3	
	160C-14		405D-1		303A-3	
	160D-14		405E-1		303B-3	
	160E-14		405A-18		303C-3	
	336A-26		405B-18		303D-3	
09116-06225	208A-8	09118-08172	405C-18	09141-12005	303E-3	
	208B-8		405D-18		407A-18	
	208C-8		405E-18		125A-13	
	208D-8		405A-2		125D-13	
	208E-8		405B-2		335A-8	
09116-06227	405A-4	09119-05010	405C-2	09160-06066	125A-15	
	405B-4		405D-2		125B-17	
	405C-4		405E-2		125C-17	
	405D-4		166A-13		125D-15	
	405E-4		166B-11		125E-17	
09116-06229	412A-9	09125-05046	166C-11	09160-06082	166A-7	
	412B-9		166D-11		166B-7	
	412C-9		166E-11		166C-7	
	412D-9		444A-14		166D-7	
	412E-9		444B-14		166E-7	
09116-06232	407A-14	09126-06015	444C-14	09160-06094	160A-15	
	220A-24		444D-14		160B-15	
	220B-24		444E-14		160C-15	
	220C-24		444A-18		160D-15	
	220D-24		444B-18		160E-15	
09116-08151	220E-24	09140-06020	444C-18	09160-08082	210A-8	
	141A-3		444D-18		210B-8	
	405A-24		444E-18		210C-8	
	405B-24		303A-7		210D-8	
	405C-24		303B-7		210E-8	
09116-08152	405D-24	09140-08023-XC0	303C-7	09160-08082	335A-11	
	405E-24		303D-7		336A-14	
	407A-5		303E-7		412A-11	
	444A-2		412A-10		412B-11	
	444B-2		412B-10		412C-11	
09116-08152	444C-2	09140-08023-XC0	412C-10	09160-08082	412D-11	
	444D-2		412D-10		412E-11	
	444E-2		412E-10		336A-23	
	405A-21		405A-19		405A-20	
	405B-21		405B-19		405B-20	

PART NO.	FIG.NO.-REF.NO.	PART NO.	FIG.NO.-REF.NO.	PART NO.	FIG.NO.-REF.NO.
09160-08084	405C-20	09160-17040	220E-11-2	09160-25042	220D-12-5
	405D-20		220A-11-4		220E-12-5
	405E-20		220B-11-4		220A-12-6
	405A-22		220C-11-4		220B-12-6
	405B-22		220D-11-4		220C-12-6
09160-10082	405C-22	09160-17041	220E-11-4	09160-27013	220D-12-6
	405D-22		220A-11-6		220E-12-6
	405E-22		220B-11-6		220E-12-6
	335A-9		220C-11-6		336A-5
	432A-15		220D-11-6		116A-18
09160-12066	432B-15	09160-17042	220E-11-6	09160-46004	116A-19
	432C-16		220A-11-8		412A-7
	432D-15		220B-11-8		412B-7
	407A-19		220C-11-8		412C-7
	430A-5		220D-11-8		412D-7
09160-14052	430B-5	09160-20027	220E-11-8	09161-04012	412E-7
	303A-4		220A-4		444A-20
	303B-4		220B-4		444B-20
	303C-4		220C-4		444C-20
	303D-4		220D-4		444D-20
09160-17024	303E-4	09160-20042	220E-4	09180-06357	444E-20
	220A-11-1		220A-5-2		335A-12
	220B-11-1		220B-5-2		220A-13
	220C-11-1		220C-5-2		220B-13
	220D-11-1		220D-5-2		220C-13
09160-17025	220E-11-1	09160-20043	220E-5-2	09181-20244	220D-13
	220A-11-3		220A-5-3		220E-13
	220B-11-3		220B-5-3		220A-5-5
	220C-11-3		220C-5-3		220B-5-5
	220D-11-3		220D-5-3		220C-5-5
09160-17026	220E-11-3	09160-20044	220E-5-3	09181-20246	220D-5-5
	220A-11-5		220A-5-4		220E-5-5
	220B-11-5		220B-5-4		220A-5-6
	220C-11-5		220C-5-4		220B-5-6
	220D-11-5		220D-5-4		220C-5-6
09160-17027	220E-11-5	09160-20052	220E-5-4	09181-20248	220D-5-6
	220A-11-7		116A-10		220E-5-6
	220B-11-7		220A-6		220A-5-7
	220C-11-7		220B-6		220A-5-7
	220D-11-7		220C-6		220C-5-7
09160-17028	220E-11-7	09160-21L01	220D-6	09181-20251	220D-5-7
	220A-11-9		220E-6		220E-5-7
	220B-11-9		220A-12-4		220A-5-1
	220C-11-9		220B-12-4		220B-5-1
	220D-11-9		220C-12-4		220C-5-1
09160-17039	220E-11-9	09160-25040	220D-12-4	09181-20251	220D-5-1
	220A-11-2		220E-12-4		220E-5-1
	220B-11-2		220E-12-4		220A-12-1
	220C-11-2		220A-12-5		220B-12-1
	220D-11-2		220B-12-5		220C-12-1
	220C-12-5		220D-12-1		

PART NO.	FIG.NO.-REF.NO.	PART NO.	FIG.NO.-REF.NO.	PART NO.	FIG.NO.-REF.NO.
09181-25162	220E-12-1	09205-03038	166E-5	09355-50108-110	128C-14
	220A-12-2		444A-8		128E-14
	220B-12-2		444B-8		146B-9-2
	220C-12-2		444C-8		146C-9-2
	220D-12-2		444D-8		146E-9-2
09181-25164	220E-12-2	09205-06021	444E-8	09355-50108-130	146B-5
	220A-12-3		335A-6		146C-5
	220B-12-3		407A-9		146E-5
	220C-12-3		407A-3		146B-6
	220D-12-3		09248-08001		146C-6
09181-25181	220E-12-3	09262-25L09	116A-16	09380-15001	146E-6
	220A-12-7		09263-14022		220A-3
	220B-12-7		09263-17L03		220B-3
	220C-12-7		09263-20L03		220C-3
	220D-12-7		09263-20L04		220D-3
09200-05014	220E-12-7	09280-06012	220B-7	09381-14001	220E-3
	220A-15		220C-7		220E-3
	220B-16		220D-7		116A-4
	160A-17		220E-7		166A-6
	160B-17		210A-9		166B-6
09202-04025	160C-17	09280-09012	210B-9	09385-04004	166C-6
	160D-17		210C-9		166D-6
	160E-17		210D-9		166E-6
	220A-16		210E-9		412A-8
	220B-16		210A-10		412B-8
09202-06019	220C-16	09280-57002	210B-10	09401-08410	412C-8
	220D-16		09282-12L04		412D-8
	220E-16		09282-13L01		412E-8
	405A-11		116A-21		444A-13
	405B-11		220A-22		444B-13
09202-06023	405C-11	09282-13L01	220B-22	09401-10412	444C-13
	405D-11		220C-22		444D-13
	405E-11		220D-22		444E-13
	407A-4		220E-22		146A-3
	336A-17		220D-22		146B-11-1
09204-02004	10AA-7	09282-27002	336A-7	09401-11403	146C-11-1
	10AB-7		09283-25035		146D-3
	10AC-7		116A-17		146E-11-1
	10AD-7		116A-20		430A-11
	10AE-7		09289-06L02		430A-17
09205-02004	407A-20	09289-17L02	210B-11	09403-13408	430B-11
	210A-4		210C-11		430B-17
	210B-4		210D-11		146B-12
	210C-4		210E-11		146C-12
	210D-4		407A-13		146E-12
09205-02006	210E-4	09289-30L01	116A-15	09407-10403	146B-13
	166A-5		09306-10023		146C-13
	166B-5		09352-70113-600		146E-13
	166C-5		146B-10		146E-13
	166D-5		146C-10		551A-14
	09355-45855-600	146E-10	09407-14403	319A-9	
		128B-14		319B-8	





## **SUZUKI DT9.9A/15A PARTS CATALOGUE**

---

SUZUKI MOTOR CORPORATION All rights reserved

No part of this document may be reproduced or transmitted in any form or by any means, electronic or mechanical, for any purpose, without the express written permission of Suzuki Motor Corporation.

SUZUKI MOTOR CORPORATION

Technical Readiness Group, Quality Administration Department  
300 Takatsuka, Minami, Hamamatsu, Japan

---

Reprint Prohibited

**SUZUKI MOTOR CORPORATION**