


BF75DK0



BF90DK0

FOREWORD INDEX

1

ENGINE GROUP

2

FRAME GROUP

3

PART NUMBER INDEX

4

PART NAME INDEX

5

1

2

3

4

5

Instruction for use of parts catalogue

- **This parts catalogue was prepared based on the latest information available as of November 10, 2006.**
 - See the parts catalogue news for any revision that is made after November 10, 2006.
- **Always specify the part number when ordering a part.**
 - Check the model, type, serial numbers, color, maker, and the size as needed before ordering a part.
 - Note that the illustrations (part drawings) can differ from the actual parts in shape.
They are given just to help you to refer to the parts.
- **When modifications or additions to this parts catalogue are made, a revised edition will be issued at an appropriate time, with successively progressing revision numbers on the cover. We recommend obtaining such revisions in order to keep your parts catalogue up-to-date at all times. To check whether a parts catalogue revision has been issued, please contact your Honda distributor.**

Initial version issue date **November 10, 2006**
Honda Motor Co., Ltd.

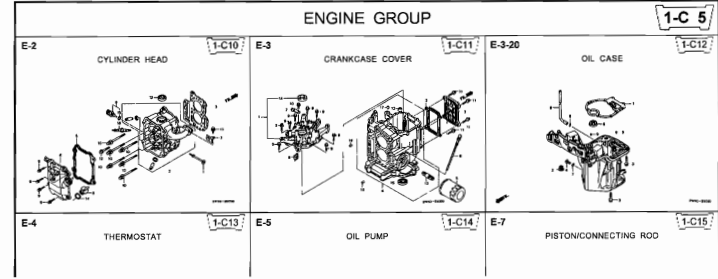
CONTENTS

	Page	Address No.
● Instruction for use of parts catalogue	1	B 1
● How to refer to the part information	2	B 2
● Part catalogue structure	3	B 3
● When the parts were revised	4	B 4
● Abbreviations used in the parts catalogue	4	B 4
● How to check the part block and serial numbers	5	B 5
● Models, parts catalogue codes and applicable serial numbers	6	B 6
● Features of each type	7	B 7
● Fuel hose, general purpose hoses and vinyl hose	8	B 8
● FLAT RATE SERVICE TIME	9	B 9
● Illustrated index	14	B14
● ENGINE GROUP	21	D 1
● FRAME GROUP	46	F 1
● PART NO. INDEX	122	K 1
● PART NAME INDEX	129	L 1

1

How to refer to the part information

A Reference with "Illustrated index"



B Reference with "Part number index"

PART NO. INDEX					
Part Number	Address	Page	Ref.	Part Number	Address Page
06000				15212-ZW9-000	1-C14 3C
06316-ZW9-000	1-G9	88	1	15220-ZW9-003	1-C14 3C
11000				15332-ZW9-000	1-E8 5E
11300-ZW9-405	1-C11	27	1	15332-ZW9-A30	1-E11 5E
11300-ZW9-406	1-C11	27	1	15400-PFB-004	1-C11 27
11340-ZW9-000	1-C11	27	2	15422-ZW9-000	1-C14 3C
11342-ZW9-000	1-C11	27	3	15473-881-000	1-C14 3C
11381-ZW9-003	1-C12	28	1	15474-ZW9-000	1-C14 3C
12000				15611-921-000	1-C10 2E
12000-ZW9-405ZA	1-C11	27	4	15655-ZW9-000	1-C11 27
12135-ZV4-000	1-C13	29	1	16000	
12166-ZW9-000	1-C10	26	1	16010-ZV4-005	1-D4 3E
12209-GB4-681	1-C16	32	1	16011-ZV4-005	1-D4 3E
12210-ZW9-405ZA	1-C10	26	2	16013-ZW9-003	1-D4 3E
12216-ZE2-300	1-E8	55	1	16016-ZW9-003	1-D4 3E
	1-E11	58	1	16016-ZW9-721	1-D4 3E
				16023-ZW9-003	1-D4 3E
				16024-ZV4-650	1-D4 3E
				16028-ZV4-650	1-D4 3E

C Reference with "Part name index"

PART NAME INDEX					
Part name	Address	Page	Ref.		
[A]					
ABSORBER , FUEL	1-E15	62	5	BOLT ,	
ARMATURE COMP.	1-D11	43	7	BOLT ,	
ARM COMP. , LINK JOINT	1-G6	85	18	BOLT ,	
ARM COMP. , SHIFT LINK	1-G6	85	14	BOLT ,	
ARM COMP. , TILT	1-F15	79	20		
ARM , FUEL PUMP ROCKER	1-C16	32	4		
ARM , REVERSE LOCK	1-F15	79	18		
ARM , SHIFT LINK	1-F11	74	7		
ARM , STOPPER	1-D1	33	12	BOLT ,	
ARM , THROTTLE REMOTE	1-F11	74	6		
ARM , VALVE ROCKER	1-C16	32	3		
[B]					
BAG , TOOL , 160MM	1-G5	84	10		
BAND	1-G6	86	37		
BAND B1 , WIRE	1-F6	69	1		
BAND , CORD	1-F3	67	18	BOLT ,	
BAND , TUBE CLIP , 11MM	1-E15	65	20	BOLT ,	
BAND , TUBE CLIP , 12.5MM	1-E15	63	19		

E-2 CYLINDER HEAD 1-C10

Block No.

Ref No.

Ref. No.	Part No.	Description	Reqd. QTY						Serial No.	Parts catalogue code
			BF	BFP	BF	BFP	BF	BFP		
1	12166-ZW9-000	STOPPER, ENGINE SIDE	2	2	2	2	2			
2	12210-ZW9-000ZA	HEAD COMP., CYLINDER								
3	12251-ZW9-003	*NH8* DARK GRAY GASKET, CYLINDER HEAD	1	1	1	1	1			
4	12310-ZW9-000	COVER COMP., HEAD	1	1	1	1	1			
5	12312-ZW9-000	PACKING, HEAD COVER	1	1	1	1	1			
6	15611-921-000	CAP, OIL (NO GAUGE)	1	1	1	1	1			
7	16617-ZW9-000	HOLDER, CABLE	1	1	1	1	1		SC,SG	
	16617-ZW9-010		1	1	1	1	1	1001801	LHC,LHD	
			1	1	1	1	1	1001801	LHC,LHD	
8	35673-ZW5-003	SENSOR ASSY., WATER TEMPERATURE	1	1	1	1	1			
9	90003-ZW9-000	BOLT, FLANGE, 6X22	4	4	4	4	4			
10	90007-ZW9-003	BOLT, FLANGE, 8X83	6	6	6	6	6			
11	90011-ZW9-000	BOLT, FLANGE, 6X14 (CT200)	1	1	1	1	1			
12	90020-ZW9-000	BOLT, FLANGE, 8X40	2	2	2	2	2			
13	91202-KJ9-003	OIL SEAL, 20X32X6	1	1	1	1	1			
14	91301-805-000	O-RING, 26X2.7	1	1	1	1	1			
15	91307-PK2-005	O-RING, 9.5X1.5 (HONDA KIKAKI)	1	1	1	1	1			
16	98059-55916	PLUG, SPARK (CR5EH-D)	2	2	2	2	2			
	98059-55926	PLUG, SPARK (U16FER9)	2	2	2	2	2			

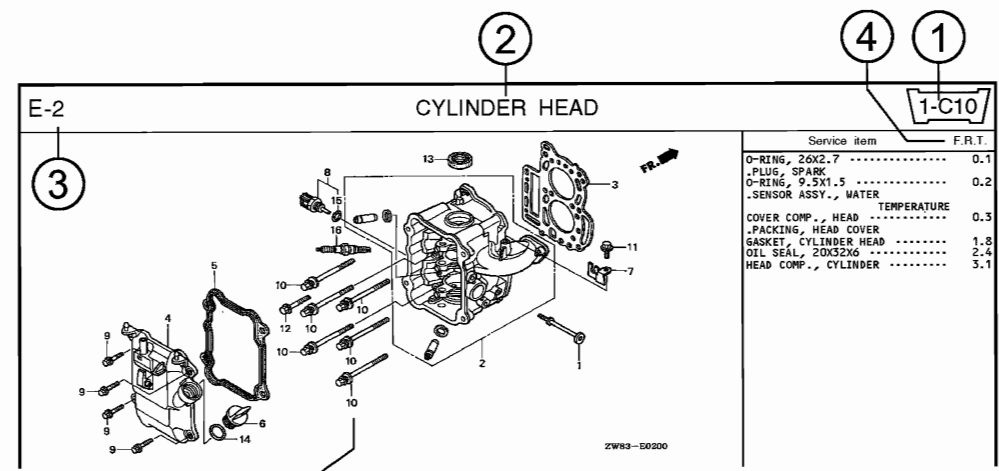
Page No.

2000.09.20 E

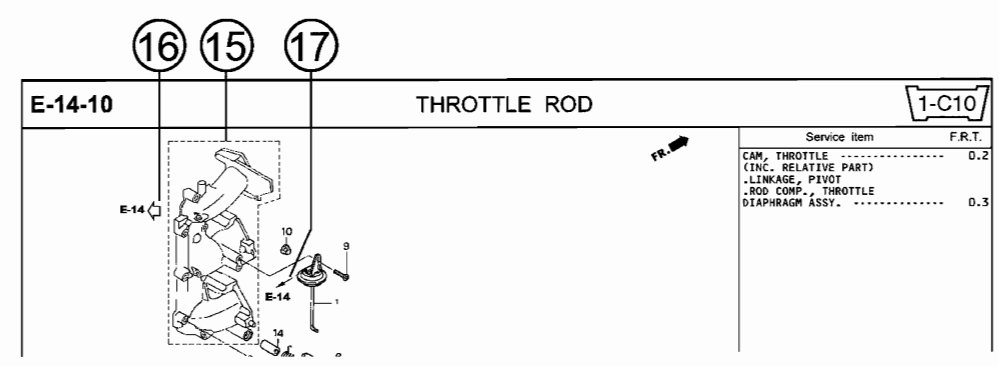
2

2006.11.10 E

Part catalogue structure



Ref No.	Part No.	Description	Reqd. QTY						Serial No.	Parts catalogue code
			BF 9.901	BFP 9.901	BF 10D1	BFP 10D1	BF 10B1	BFP 10B1		
1	12166-ZW9-000	STOPPER, ENGINE SIDE	2	2	2	2	2			
2	12210-ZW9-000ZA	HEAD COMP., CYLINDER	1	1	1	1	1			
		NH8 DARK GRAY	1	1	1	1	1			
3	12251-ZW9-003	GASKET, CYLINDER HEAD	1	1	1	1	1			
4	12310-ZW9-000	COVER COMP., HEAD	1	1	1	1	1			
5	12312-ZW9-000	PACKING, HEAD COVER	1	1	1	1	1			
6	15611-921-000	CAP, OIL (NO GAUGE)	1	1	1	1	1			
7	16617-ZW9-000	HOLDER, CABLE	1	1	1	1	1		SC,SG	
	16617-ZW9-010		1	1	1	1	1		1001800 LHC,LHD	



- ① **Address number**
 - Address No. is provided (in place of the page No.) to help you refer to the part with the part No. or part name.
- ② **Block title** ③ **Block number**
- ④ **Service item/Flat rate time**
- ⑤ **Reference number**
 - Title number marked with the parenthesis or parentheses indicates that it continues from the previous page.
- ⑥ **Part number** ⑦ **Honda color code**
- ⑧ **Description**
- ⑨ **Assemblies**
 - Sections framed with broken lines in the exploded view drawings are available as complete assemblies. (Their individual parts can also be obtained.)
- ⑩ **Color description**
- ⑪ **Note**
 - Notes are shown with the parentheses in the part name column.
- ⑫ **Required quantity**
 - Required QTY shown in the parenthesis or parentheses indicates the optional part.
 - Required QTY marked with "N" Indicates the optional part that should be selected as needed.
 - Required QTY indicates the number of the part used in the block.
- ⑬ **Serial number**
- ⑭ **Type**
 - When the type column is blank, it indicates that the part is applicable to all types.
 - As the type of the actual unit may differ from the "parts catalogue, type" please refer to "Models, types and applicable serial numbers" for confirmation.
- ⑮
 - Parts enclosed within a dotted line are covered in a different block.
- ⑯
 - A hollow arrow indicates the block No. for the parts enclosed within a dotted line .
- ⑰
 - A solid arrow indicates the block No. the part in question is connected to.

When the parts were revised



Be sure to check the serial number!!



Ref. No.	Part No.	Description	Reqd. QTY						Serial No.
			BF 9.9D1	BFP 9.9D1	BF 10D1	BFP 10D1	BF 10B1	BFP 10B1	
1	12166-ZW9-000	STOPPER, ENGINE SIDE	2	2	2	2	2	2	
2	12210-ZW9-000ZA	HEAD COMP., CYLINDER *NH8*	1	1	1	1	1	1	
3	12251-ZW9-003	GASKET, CYLINDER HEAD	1	1	1	1	1	1	
4	12310-ZW9-000	COVER COMP., HEAD	1	1	1	1	1	1	
5	12312-ZW9-000	PACKING, HEAD COVER	1	1	1	1	1	1	
6	15611-921-000	CAP, OIL (NO GAUGE)	1	1	1	1	1	1	
7	16617-ZW9-000	HOLDER, CABLE (###)	1	1	1	1	1	1	
	16617-ZW9-010	1	1	1	1	1	1	



The number has been used from the initial model without revision. When shown at the left side, it is applicable to the models of No.1001801 and the subsequent numbers. When shown at the right side, it is applicable to the models up to No.1001800.

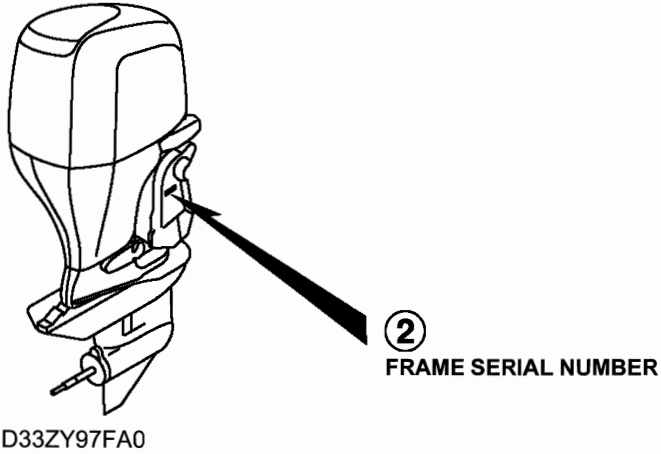
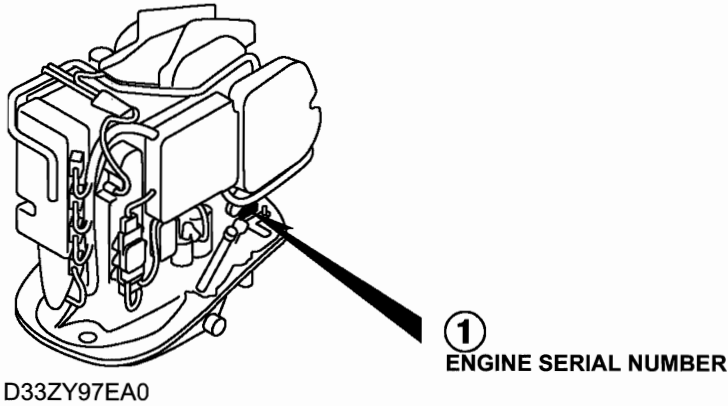
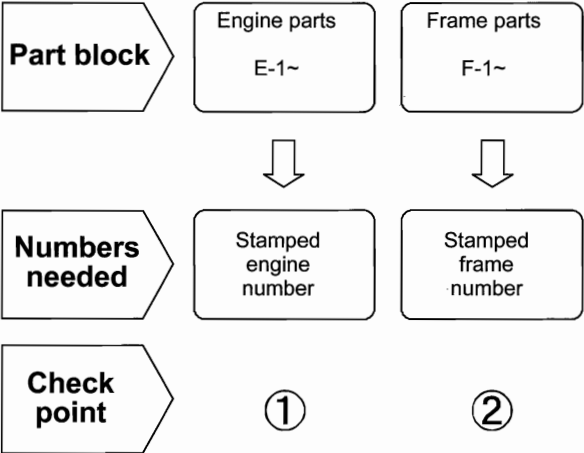
• The parts listed with "###" at the end of the parts name have limited supply period (parts not for sale).

Abbreviations used in the parts catalogue

• The following abbreviations are used in the parts name column.

- A Ampere
- A.C. Alternating current
- ASSY. Assembly
- AT. Automatic transmission
- C.D.I. Capacitive discharge ignition
- COMP. ... Complete
- D.C. Direct current
- EX. Exhaust
- G.F.C.I ... Ground fault circuit interruptor
- HEX. Hexagonal
- H.S.T. Hydrostatic transmission
- FR.Front
- IN.Inlet
- L (100L) .Link (100 Links)
- L.Left
- MMMillimeter
- MT.Manual Transmission
- P.T.O.Power take off
- R.Right
- RR.Rear
- STD.Standard
- T (22T) ...Tooth (22 Teeth)
- VVolt
- WWatt

How to check the part block and serial numbers



Models, parts catalogue codes and applicable serial numbers

- Models, parts catalogue codes and applicable serial Nos. given in this parts catalogue can be identified as follows.

Model	Type	Parts catalogue type	Engine		Applicable engine serial No.	Applicable frame serial No.
			Model	Type		
BF75Dk0	LHTD	LHTD	BF75Dk0	SE	BEBAJ-1000001~	BBAJ-1000001~
	LHTW	LHTW				
	LRTD	LRTD				
	LRTL	LRTL				
	LRTU	LRTU				
	LRTW	LRTW				
	XRTL	XRTL				
	XRTU	XRTU				
	XRTW	XRTW				
BF90Dk0	LHTD	LHTD	BF90Dk0	SE	BEBCJ-1000001~	BBCJ-1000001~
	LHTW	LHTW				
	LRTD	LRTD				
	LRTL	LRTL				
	LRTU	LRTU				
	LRTW	LRTW				
	XRTD	XRTD				
	XRTL	XRTL				
	XRTU	XRTU				
	XRTW	XRTW				

Features of each type

• See the following table for the features of each type. (Items in brackets are optional)

Specifications		Model	BF75Dk0								
		Type	LHTD	LHTW	LRTD	LRTL	LRTU	LRTW	XRTL	XRTU	XRTW
Transom height	537mm		●	●	●	●	●	●			
	664mm								●	●	●
Steering handle			●	●	(●)	(●)	(●)	(●)	(●)	(●)	(●)
Remote control					●	(●)	(●)	●	(●)	(●)	●
Fuel tank			●	●	●	(●)	(●)	●	(●)	(●)	●

Specifications		Model	BF90Dk0									
		Type	LHTD	LHTW	LRTD	LRTL	LRTU	LRTW	XRTD	XRTL	XRTU	XRTW
Transom height	537mm		●	●	●	●	●	●				
	664mm								●	●	●	●
Steering handle			●	●	(●)	(●)	(●)	(●)	(●)	(●)	(●)	(●)
Remote control					●	(●)	(●)	●	●	(●)	(●)	●
Fuel tank			●	●	●	(●)	(●)	●	●	(●)	(●)	●

1

Fuel hose, general purpose hoses and vinyl hose

- The standard part fuel hose, general purpose hose and vinyl hose may be substituted by the coiled bulk part.
- When ordering the standard part fuel hose, general purpose hose and vinyl hose use the bulk part number written in the parts catalog in brackets () underneath the part name.
- When exchanging the hose, cut and use at the specified length as mentioned in the part name.
(For the method of cutting the bulk part, and method of filling out orders etc., please refer to the instructions issued with the bulk part.)

Bulk part number of fuel hose, general purpose hose and vinyl hose.

Example: 9 5 0 0 1 - 7 5 0 0 1 - 5 0 M

Bulk part number:
Refers to the bulk part.

Marking code (fuel hose and general purpose hose)

Change code (Vinyl hose)

Indicates number mark or change sequence, however, the code for the bulk part must be strictly 0 (zero).

Types of code:

- | | | | | | |
|-------------|--|----------------|-------------|--------------|---------------|
| • Fuel hose | 2: Red outside braid
(3 mm inside dia. only) | • General hose | 1: Ash gray | • Vinyl hose | 1: Clear |
| | 5: Black inside braid | | 2: Ash gray | | 2: Black |
| | 3: Red (3 mm inside dia. only) | | 3: Black | | 3: Light red |
| | 4: Ash gray with red stripe
(3 mm inside dia. only) | | 5: Black | | 6: Light red |
| | 6: Black | | | | 7: Pale black |

Lengths:

- | | |
|---------------------|--|
| 001: 1 m (standard) | } Application or specification of some parts is not settled. |
| 003: 3 m | |
| 008: 8 m | |

I.D code: (fuel hose and general purpose hose)

- | | | | | |
|------------|--------------------|--------------------|-----------------------------|-----------------------------|
| 30: 3.0 mm | 50: 5.0 mm | 70: 7.0 mm | 11: 11 mm | 12: 12 (outside dia. 17) mm |
| 35: 3.5 mm | 55: 5.3 mm, 5.5 mm | 75: 7.3 mm, 7.5 mm | 91: 12 (outside dia. 15) mm | 14: 14 mm |
| 45: 4.5 mm | 65: 6.5 mm | 80: 8.0 mm | 92: 12 (outside dia. 16) mm | 17: 17 mm |

ID./OD. code: (vinyl hose)

- | | | | | |
|-------------------------|--------------------------|---------------------------|---------------------------|---------------------------|
| 01: ID. 2.9, OD. 6.8 mm | 12: ID. 5.0, OD. 7.0 mm | 21: ID. 8.0, OD. 9.0 mm | 37: ID. 11.0, OD. 15.0 mm | 50: ID. 16.0, OD. 19.0 mm |
| 03: ID. 3.0, OD. 6.0 mm | 10: ID. 5.0, OD. 8.0 mm | 23: ID. 8.0, OD. 12.0 mm | 38: ID. 12.0, OD. 13.0 mm | 55: ID. 17.5, OD. 20.5 mm |
| 05: ID. 3.5, OD. 6.5 mm | 11: ID. 5.0, OD. 9.0 mm | 25: ID. 9.0, OD. 11.0 mm | 39: ID. 12.0, OD. 14.0 mm | 60: ID. 22.0, OD. 27.0 mm |
| 07: ID. 4.0, OD. 7.0 mm | 14: ID. 6.0, OD. 9.0 mm | 27: ID. 9.0, OD. 13.0 mm | 40: ID. 12.0, OD. 16.0 mm | |
| 08: ID. 4.5, OD. 6.5 mm | 17: ID. 7.0, OD. 9.0 mm | 33: ID. 10.0, OD. 14.0 mm | 43: ID. 13.0, OD. 15.0 mm | |
| 09: ID. 4.5, OD. 8.0 mm | 19: ID. 7.0, OD. 11.0 mm | 36: ID. 11.0, OD. 13.0 mm | 45: ID. 14.0, OD. 18.0 mm | |

Hose type:

- 1: Fuel hose
- 3: Vinyl hose
- 5: General hose

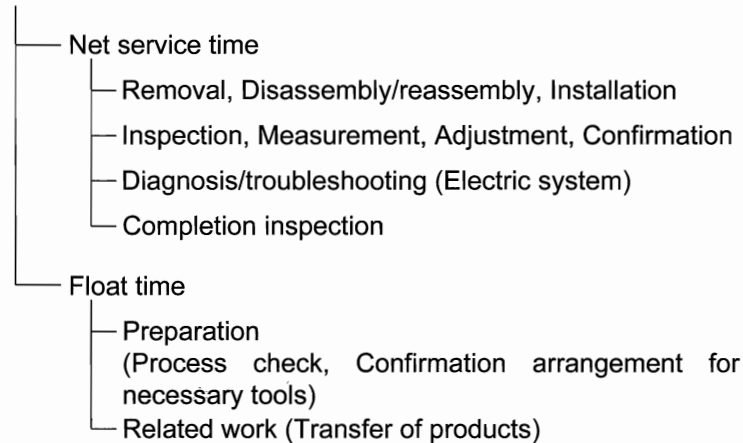
⊙ **CAUTION: It is DANGEROUS to confuse the fuel hose with the general purpose hose or vinyl hose.**

Never use a general purpose hose or vinyl hose in place of a fuel hose or vice versa. Always use the correct bulk part in the parts catalogue, according to the service manual or the instructions issued with the bulk part.

FLAT RATE SERVICE TIME

Flat rate service time (FRT) means the standard time required to service a product, which is listed in this manual to help the dealers control the actual working process and calculate the service charge by using it as a guide.

FRT setting system



* Float time is set by multiplying the net service time by a given coefficient.

Editorial style

The service items shown in the text are listed with the exchange work time for the repair sales parts as the subject. Other representative service items not using repair parts (removal/installation, adjustment, inspection/measuring, and other work) are listed collectively in the list in the preface, classified according to the work.

FRT setting standard

- Decimal system (in unit of 0.1) is adopted to set FRT as it is convenient to calculate the wage.
Example: (0.1) → 6 minutes, (0.2) → 12 minutes
 $[\text{Labor cost per hour}] \times [\text{FRT}] = [\text{Wage}]$
- FRT is set with a hand tool.
- Service items and FRT can be subject to change depending on development of tools and service equipment and improvement in service procedure.

Work procedure

- As the work procedure is set with the work time according to the method in the separate Service Manual, refer to this Manual as required.
- Work methods permitting servicing in the shortest time still permitting assurance of safe work and product warranty are used for the setting of service items not listed in the Service Manual.
- Work basically is to be performed by one person, and when two or more people are required, setting is done as the total time for the number of people.
- The set value for the technological level of the workers uses a person with three years of experience in the repair of Honda products as the standard.
- Special tools and service equipment used to set FRT are those specified or recommended in Service Manual.

Service item whose FRT is not presented

- Accessories and service parts that are not listed to use in this manual.
 - Locations with little aging deterioration or breakage during normal use.
 - Service work that can be finished by one touch.
 - Service work that is seldom done (i.e. extremely small causes of trouble and service frequency).
 - Products and parts whose location for installation differs according to its status of use and application.
- * When FRT is not presented, please calculate wages based on appropriate actual work time.

Operation not included of FRT

- Oil and coolant water drainig, Waiting time for warming up operation and etc..
- Additional operation that involves removal/installation of standard exterior equipment.
- Indirect time spent for service by visiting the customer, trade-in, and delivery.
- Indirect time required for ordering and delivery of parts.
- Cost for grease, adhesive agent, etc. used for service work.

**Explanation of FRT by using an example
(The example may differ from the actual presented items)**

Ref. No.	L.O.N.	(Relative ref. Number) Description	F.R.T.
① ②	1111L1	(1, 3, 4, 7) VALVE, INTAKE4.1	②
③	1111L1A	• NOTE: OHV type • Includes: Engine removal and installation One head (intake all) add 1.4	⑦ ⑤

- ① Reference No. of the illustration of part that shows location of the replacement work.
- ② FRT is an abbreviation of Flat Rate Time indicating the standard service time required for the replacement.
- ③ LON is an abbreviation of Labor Operation Number, and it is a classification of the service items by the work unit code.

The same operation code is used regardless of the models.

Standard operation is indicated with 6 digits code, and additional operation is indicated with 7 digits code.

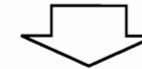
- ④ Indicating the intake valve replacement and FRT4.1.
- ⑤ Indicating FRT1.4 that will be added when additional operation (whole intake side of one cylinder head) is done in association with intake valve replacement.

- ⑥ Indicating work condition or application condition of the service item.
- ⑦ Indicating work contents that are included in the service item.
- ⑧ Indicating a reference No. whose operation and time are the same as FRT4.1 for the intake valve.


(The application range is limited to the service items without an LON setting within a same block.)

**How to refer to the service item by using the sample
(intake valve replacement)**

Open to the page of the block where the intake valve's spare part illustration is shown.



Look for the intake valve illustration, and refer to the service item and FRT that agree with the reference No.



Indication mark for the listing of service items that continues to the following page

Ref. No.	L.O.N.	(Relative ref. Number) Description	F.R.T.
2	1111L1	VALVE, INTAKE	4.1
	.	.	.
	.	.	.

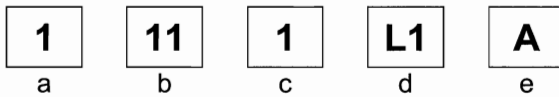
+

Mark indicated at the last line.

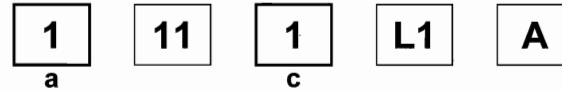
Indication of the block with no setting of FRT

Ref. No.	L.O.N.	(Relative ref. Number) Description	F.R.T.
NO INFORMATION			

• LON code system



- a) Category code..... Engine
- b) Location/function code Engine upper
- c) Operation code..... Replace
- d) Operation sequence number (Unit code can be shown with alphabet)
 - Intake valve (No regular rule of code)
- e) Additional code One head (intake all) (No regular rule of code)



a) Category codes and classification

Code	Category
1	Engine
2	Power drive
3	Fuel & Exhaust
4	Frame & Body
5	Steering
6	Electrical
7	Axle & Brake
8	Control system
9	-
0	Attachments

c) Operation codes and classification

Code	Operation category
1	Replace, Removal/Installation, Change
2	Overhaul
3	Adjust, Rotation
4	(Paint-related work: Top-coat)
5	Test, Inspect/diagnose, Measurement
6	(Overhaul-related work: Rebore)
7	(Overhaul-related work: Reséal)
8	(Resurface)
9	(Paint-related work: Refinish)
0	Repair, Cleaning, Air bleeding

Major service items without using spare parts

(1) Removal/Installation, (2) Adjustment, (3) Inspection/
Measurement, (4) Overhaul, (5) Other work

E: Engine, T: Transmission, D: Drive system, B: Body and related
parts

(1) Removal/Installation

Set with the parts configuration in the status of being removed from
the product.

	LON	DESCRIPTION	FRT
E	1001A2	ENGINE-REMOVAL/INSTALLATION	4.3
	1111L3	CYLINDER HEAD ASSEMBLY- REMOVAL/INSTALLATION	3.4
D	2101S4	GEAR CASE-REMOVAL/INSTALLATION	0.7
B	8171D4	POWER TRIM-TILT ASSEMBLY- REMOVAL/INSTALLATION INCLUDES: Engine-removal/installation	5.1

(2) Adjustment

	LON	DESCRIPTION	FRT
E	1113A1	VALVE CLEARANCE-ADJUSTMENT NOTE: For 1 product	1.6
	3113A4	ENGINE IDLE-ADJUSTMENT	0.3
	8113B1	THROTTLE CABLE-ADJUSTMENT	0.3

(3) Inspection, Measurement, Cleaning

	LON	DESCRIPTION	FRT
E	1105A0	ENGINE OIL-INSPECTION	0.2
	1115A0	CYLINDER COMPRESSION-TEST NOTE: All cylinders	0.7
	3100A1	FUEL STRAINER-CLEANING	0.2
	3100A2	WATER SEPARATOR-CLEANING	0.9
	3105A0	VAPOR SEPARATOR FUEL STRAINER- INSPECTION	1.2
	3115A0	FUEL PRESSURE-TEST	0.2
	6140A0	SPARK PLUG-ADJUSTMENT/CLEANING NOTE: For 1 product	0.4

(5) Other work

	LON	DESCRIPTION	FRT
E	1101E1	ENGINE OIL-CHANGE INCLUDES: Engine oil-inspection	0.3
D	2101S3	GEAR CASE OIL-CHANGE	0.3

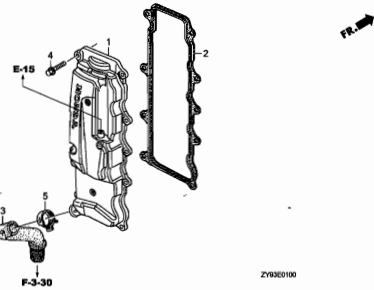
ENGINE GROUP

B14

E-1

CYLINDER HEAD COVER

D 1

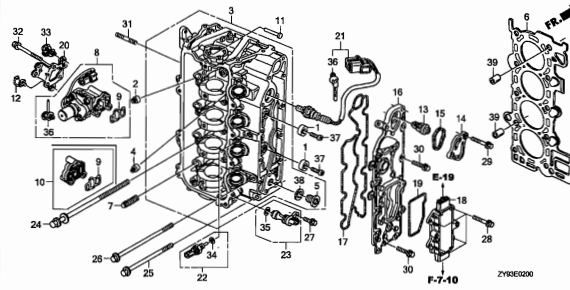


ZY93E0100

E-2

CYLINDER HEAD

D 2

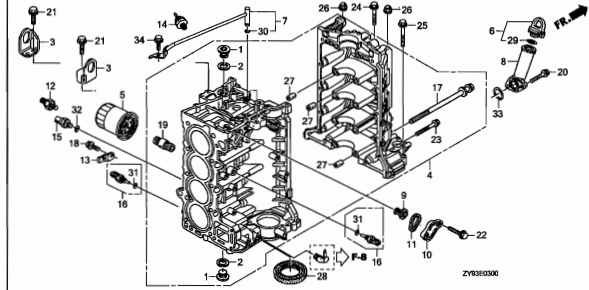


ZY93E0200

E-3

CYLINDER BLOCK

D 4

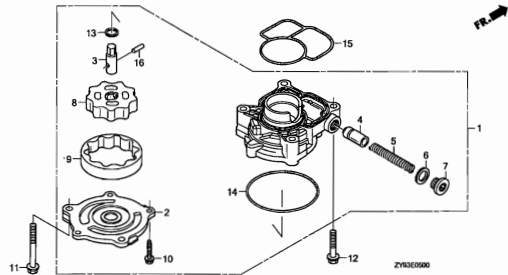


ZY93E0300

E-5

OIL PUMP

D 6

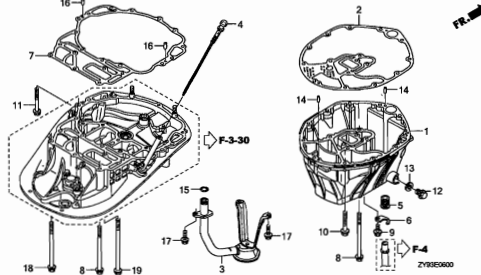


ZY93E0500

E-6

OIL CASE

D 7

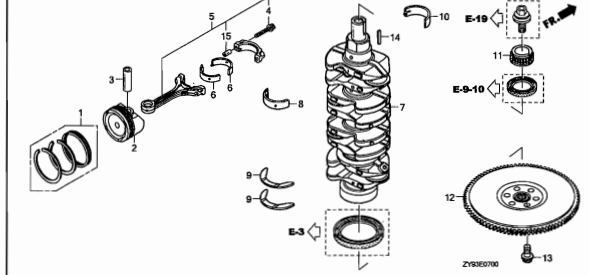


ZY93E0600

E-7

CRANKSHAFT/PISTON

D 8

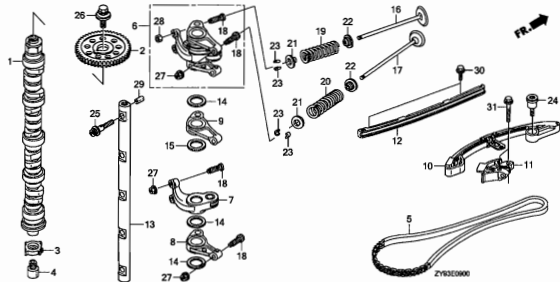


ZY93E0700

E-9

CAMSHAFT/VALVE

D10

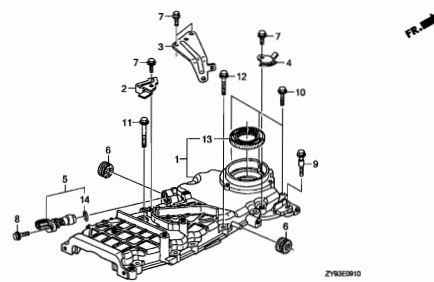


ZY93E0900

E-9-10

CHAIN CASE

D13

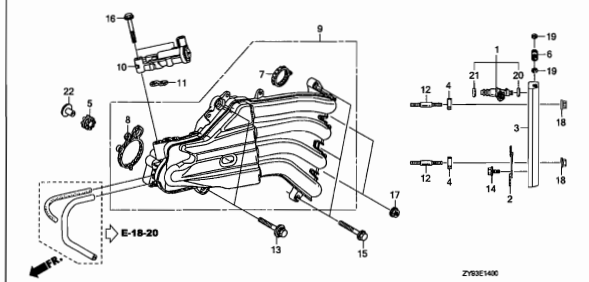


ZY93E1000

E-14

INLET MANIFOLD/INJECTOR

D14



ZY93E1400

2

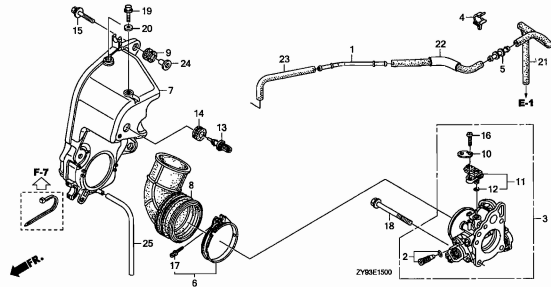
ENGINE GROUP

B15

E-15

SILENCER CASE

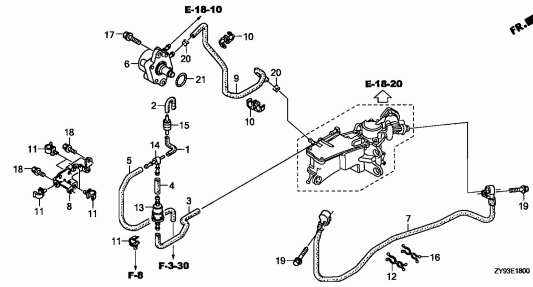
D15



E-18

FUEL PUMP

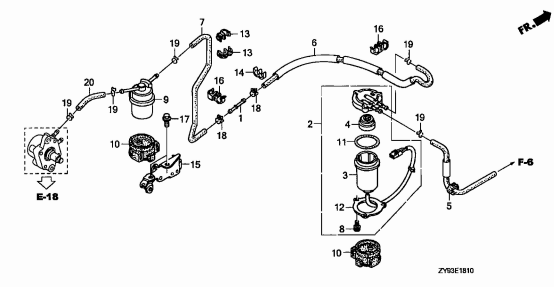
E 1



E-18-10

WATER SEPARATOR

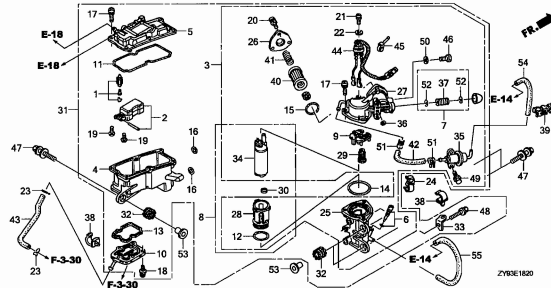
E 2



E-18-20

VAPOR SEPARATOR

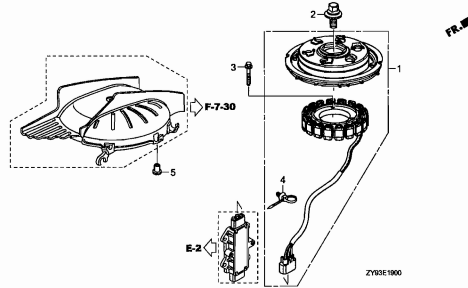
E 3



E-19

A.C. GENERATOR

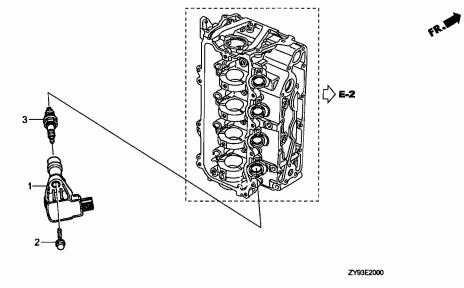
E 6



E-20

PLUG TOP COIL

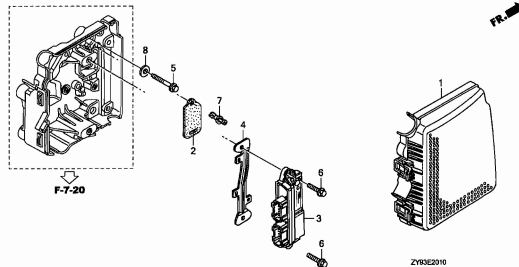
E 7



E-20-10

ELECTRONIC CONTROL UNIT

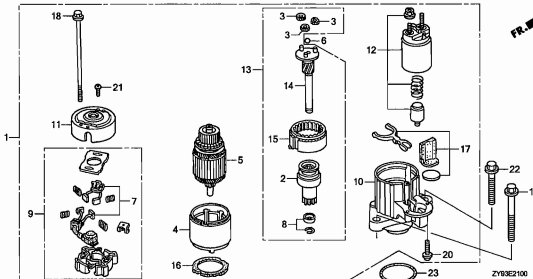
E 8



E-21

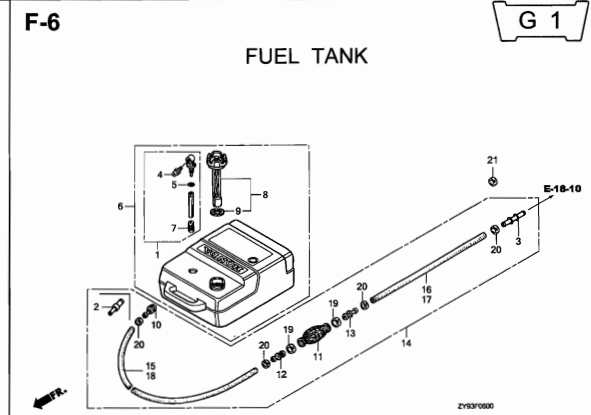
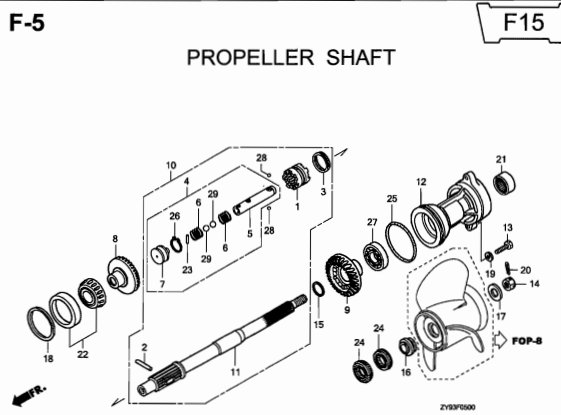
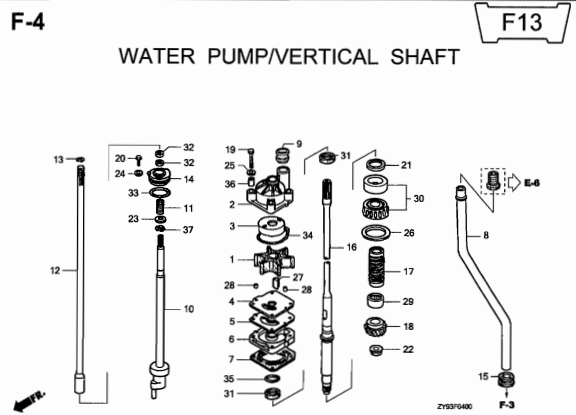
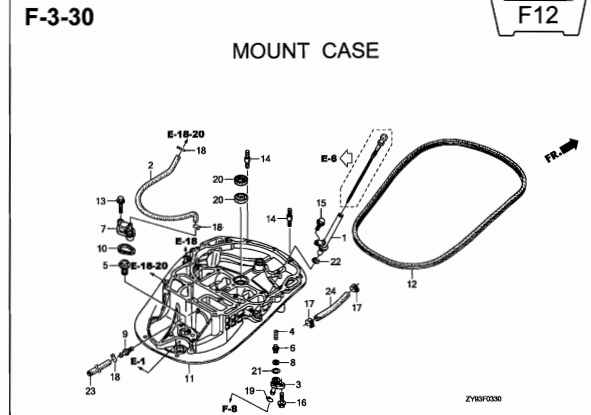
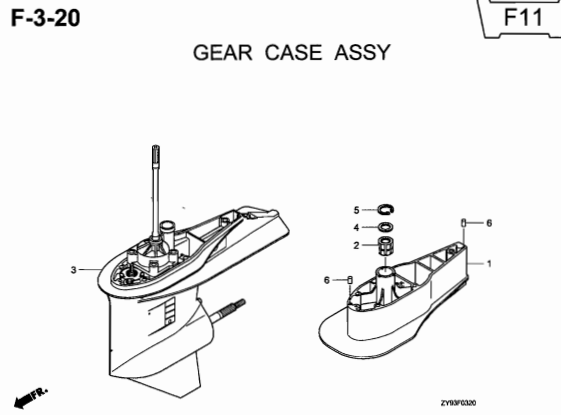
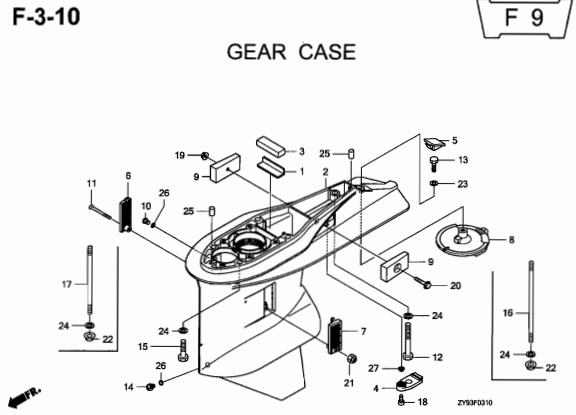
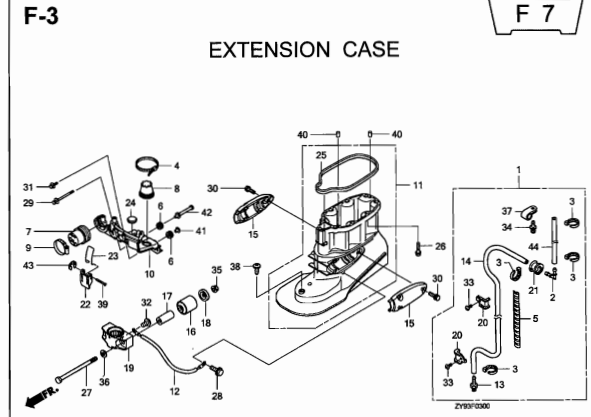
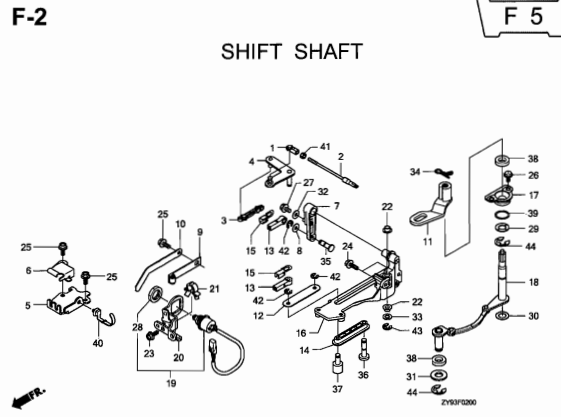
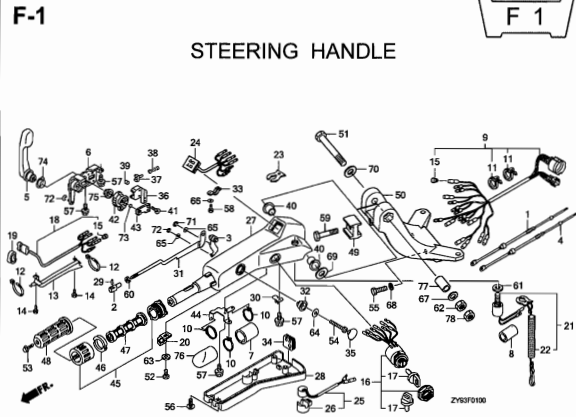
STARTER MOTOR

E 9



FRAME GROUP

B16



3

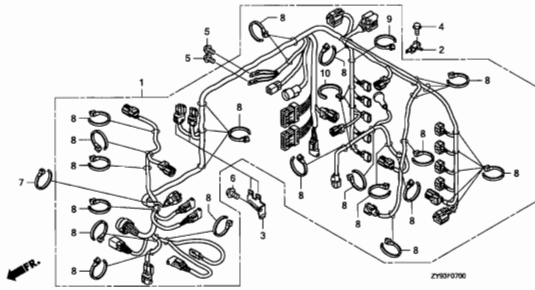
FRAME GROUP

C 1

F-7

MAIN WIRE HARNESS

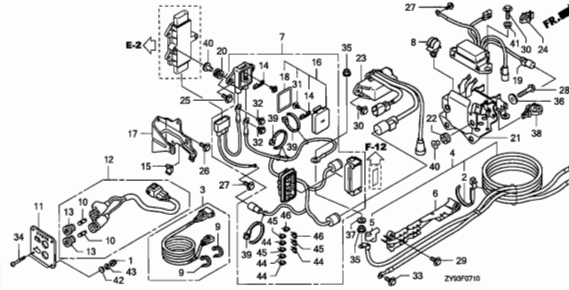
G 3



F-7-10

STARTER CABLE

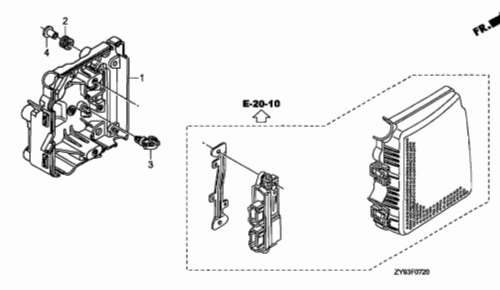
G 4



F-7-20

ELECTRONIC PARTS CASE

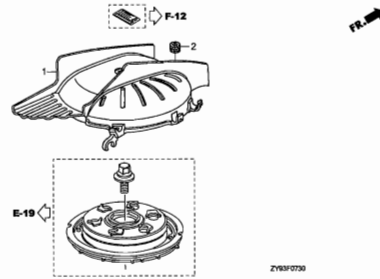
G 6



F-7-30

A.C. GENERATOR COVER

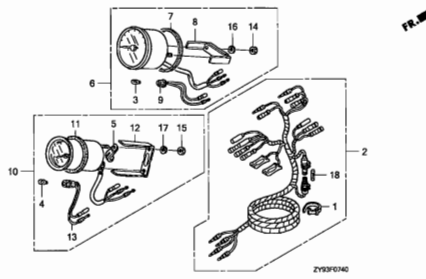
G 7



F-7-40

TRIM METER/TACHOMETER

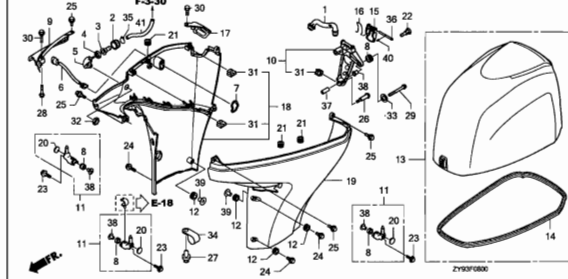
G 8



F-8

ENGINE COVER/UNDER CASE

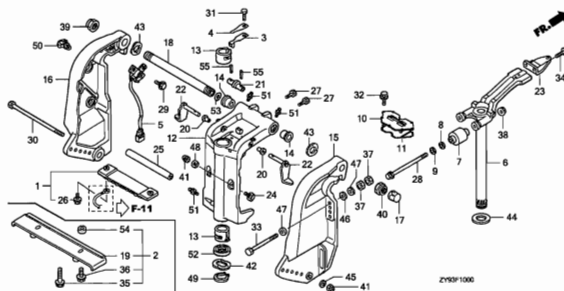
G 9



F-10

STERN BRACKET/SWIVEL CASE

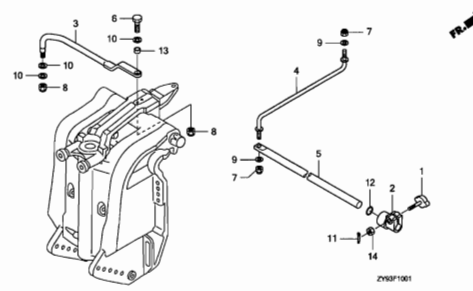
G11



F-10-1

STEERING FRICTION SHAFT

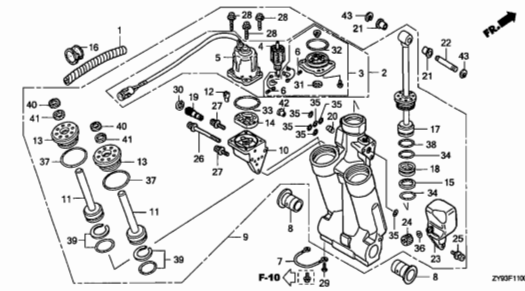
G14



F-11

POWER TRIM-TILT

G15



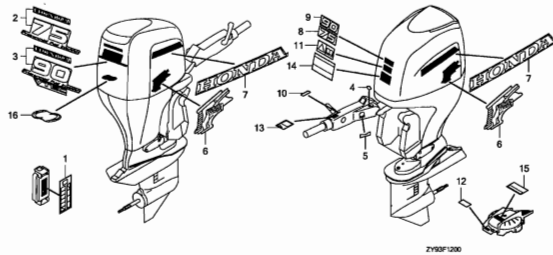
FRAME GROUP

C 2

F-12

LABEL

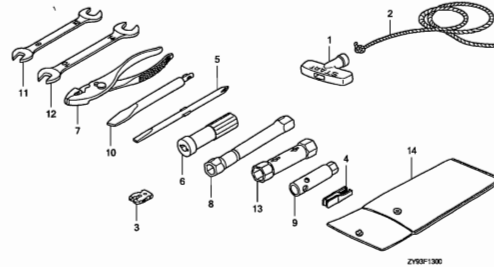
H 1



F-13

TOOL

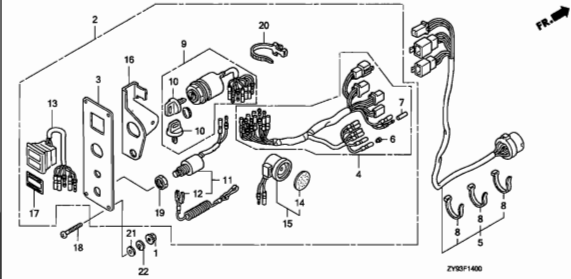
H 2



F-14

CONTROL PANEL(SINGLE)

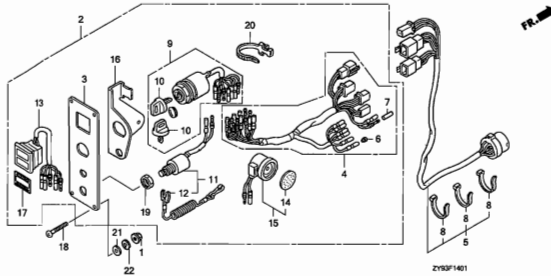
H 3



F-14-1

CONTROL PANEL(DUAL)

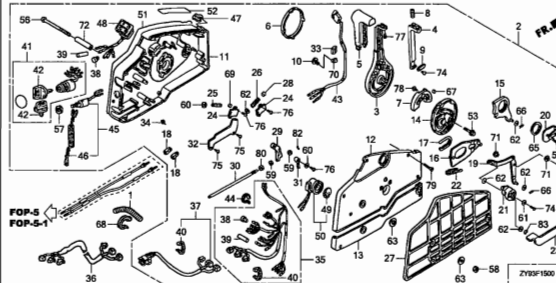
H 4



F-15

REMOTE CONTROL(SIDE MOUNT)

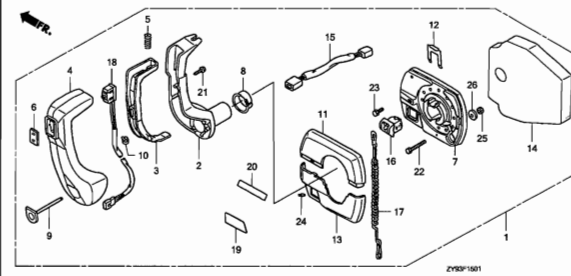
H 5



F-15-1

REMOTE CONTROL(PANEL MOUNT)

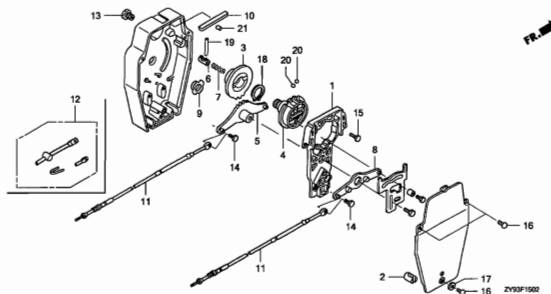
H10



F-15-2

REMOTE CONTROL(INNER HOUSING)

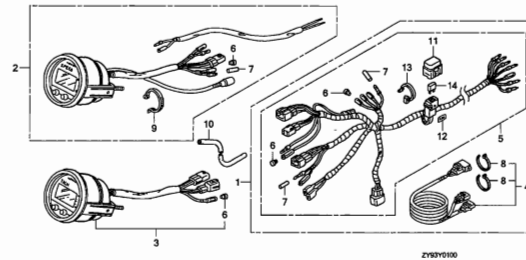
H12



FOP-1

SPEEDOMETER KIT(DIGITAL)

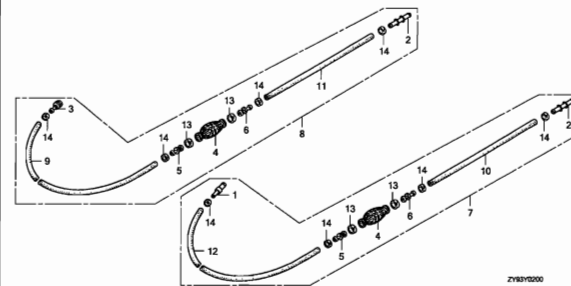
H15



FOP-2

FUEL TANK TUBE

H16



3

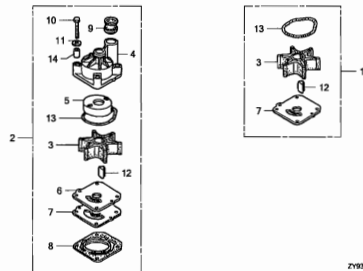
FRAME GROUP

C 3

FOP-3

IMPELLER PUMP KIT

I 1

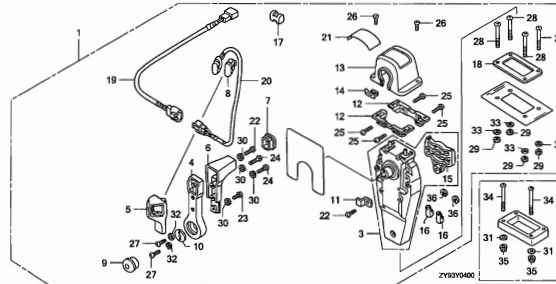


ZY93Y030

FOP-4

REMOTE CONTROL(TOP MOUNT SINGLE TYPE)(RIGHT)

I 2

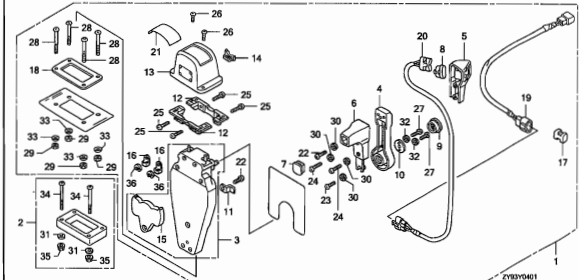


ZY93Y040

FOP-4-1

REMOTE CONTROL(TOP MOUNT SINGLE TYPE)(LEFT)

I 4

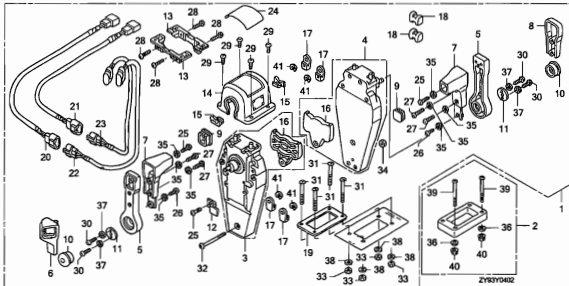


ZY93Y041

FOP-4-2

REMOTE CONTROL(TOP MOUNT DUAL TYPE)(RIGHT)

I 6

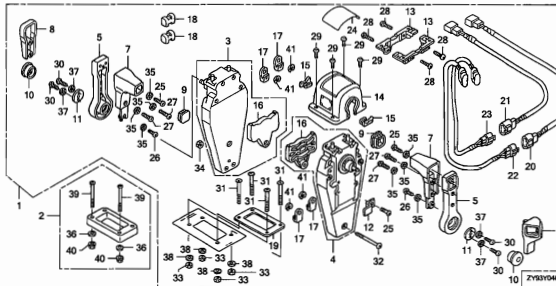


ZY93Y042

FOP-4-3

REMOTE CONTROL(TOP MOUNT DUAL TYPE)(LEFT)

I 8

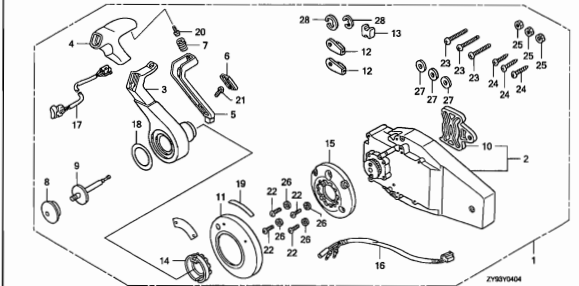


ZY93Y043

FOP-4-4

REMOTE CONTROL(FLUSH MOUNT TYPE)(RIGHT)

I10

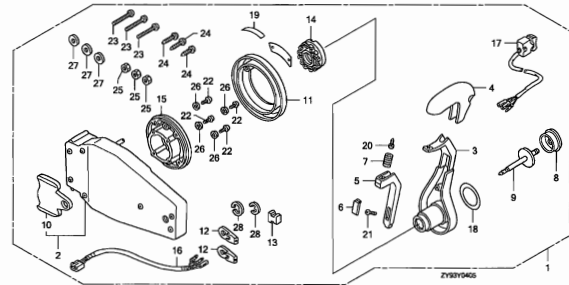


ZY93Y044

FOP-4-5

REMOTE CONTROL(FLUSH MOUNT TYPE)(LEFT)

I12

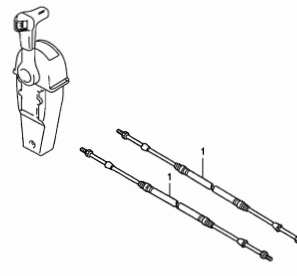


ZY93Y045

FOP-5

CABLE(SINGLE)

I14

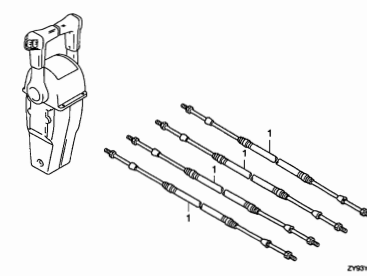


ZY93Y060

FOP-5-1

CABLE(DUAL)

J 1



ZY93Y061

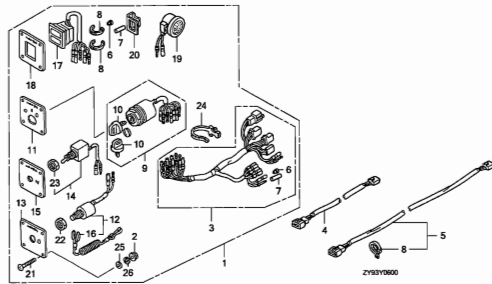
FRAME GROUP

C 4

FOP-6

CONTROL PANEL KIT

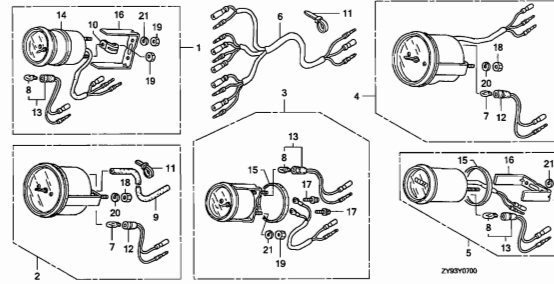
J 4



FOP-7

SPEEDOMETER KIT

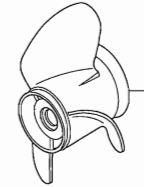
J 6



FOP-8

PROPELLER

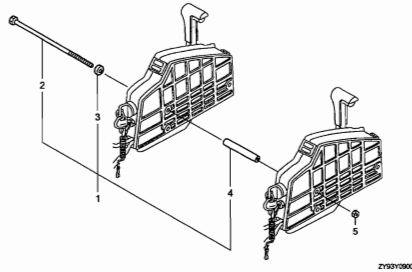
J 7



FOP-9

BOLT KIT

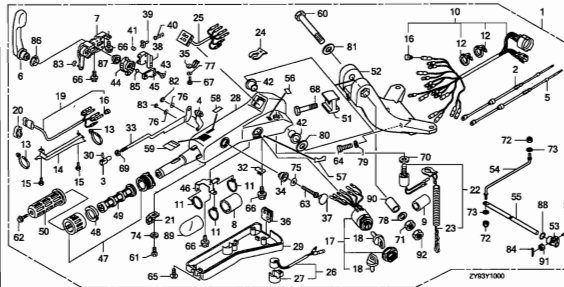
J 9



FOP-10

STEERING HANDLE KIT

J10

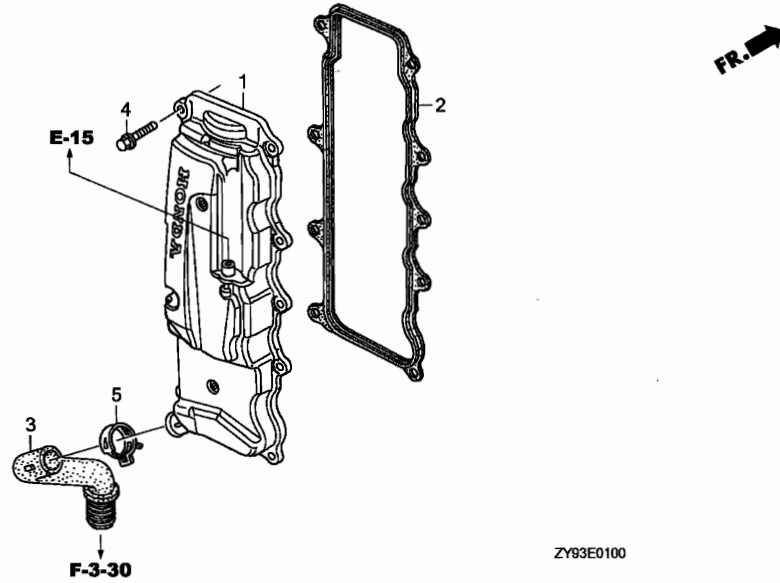


3

E-1

CYLINDER HEAD COVER

D 1

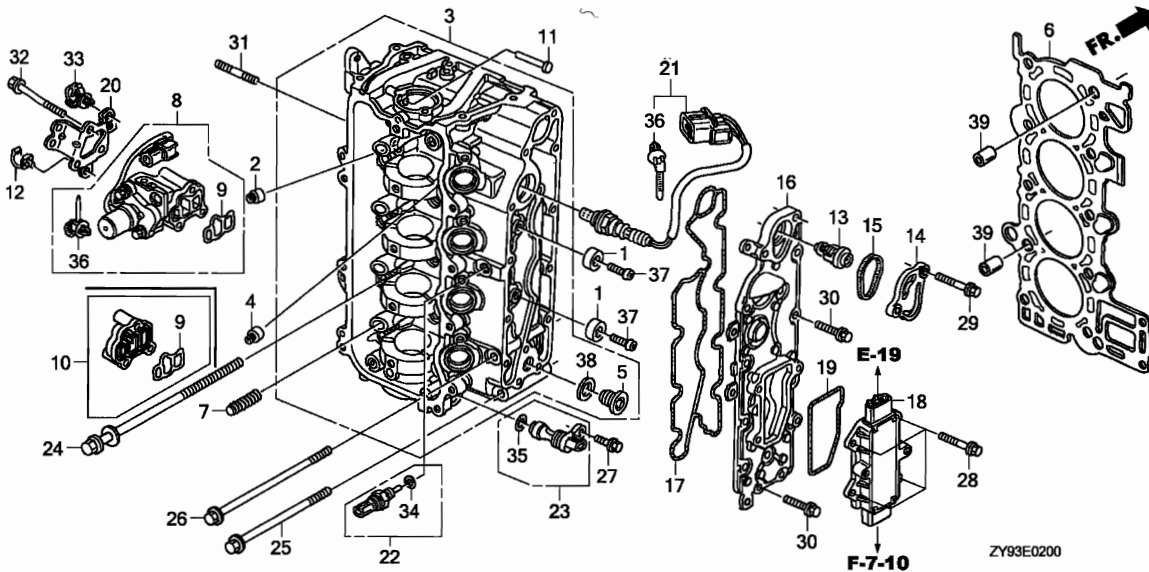


ZY93E0100

Ref. No.	L.O.N.	(Relative ref. Number) Description	F.R.T.
1		(2) COVER, CYLINDER HEAD AND/OR PACKING, HEAD COVER	0.8
3	1171A6	TUBE, OIL RETURN	0.6

Ref. No.	Part No.	Description	Reqd. QTY		Serial No.	Parts catalogue code
			BF 75D KO	BF 90D KO		
1	12310-ZY9-000	COVER COMP., CYLINDER HEAD ..	1	1		
2	12312-ZY9-000	PACKING, HEAD COVER	1	1		
3	15422-ZY9-000	TUBE, OIL	1	1		
4	90030-ZY3-000	BOLT, FLANGE, 6X22	9	9		
5	90606-ZW5-010	CLAMP, TUBE (D29)	1	1		

2



Ref. No.	L.O.N.	(Relative ref. Number) Description	F.R.T.
1	3131P5	METAL, EXHAUST ANODE :UPPER .. .NOTE: Same time for two units	0.7
	3131P6	METAL, EXHAUST ANODE :LOWER .. .NOTE: Same time for two units	0.7
2	1111K2	SEAL, INTAKE VALVE STEMINCLUDES: Valve clearance adjustment	4.1
	1111K2D	.Replace intake all add	0.5
	1111K2E	.Replace intake and exhaust all add	1.1
3	1111N3	HEAD, CYLINDERINCLUDES: Valve clearance adjustment and reface	7.6
4	1111K1	SEAL, EXHAUST VALVE STEMINCLUDES: Valve clearance adjustment	4.1
	1111K1D	.Replace exhaust all add	0.5
	1111K1E	.Replace intake and exhaust all add	1.1
6	1111N4	GASKET, CYLINDER HEAD	3.4
8	1111L2	VALVE, SPOOL	0.3
9	1111E6	FILTER, SPOOL VALVE	0.3
10	1111Z6	COVER, OIL PATH	0.3
13	1141M0	THERMOSTAT(CYLINDER HEAD SIDE)	0.2

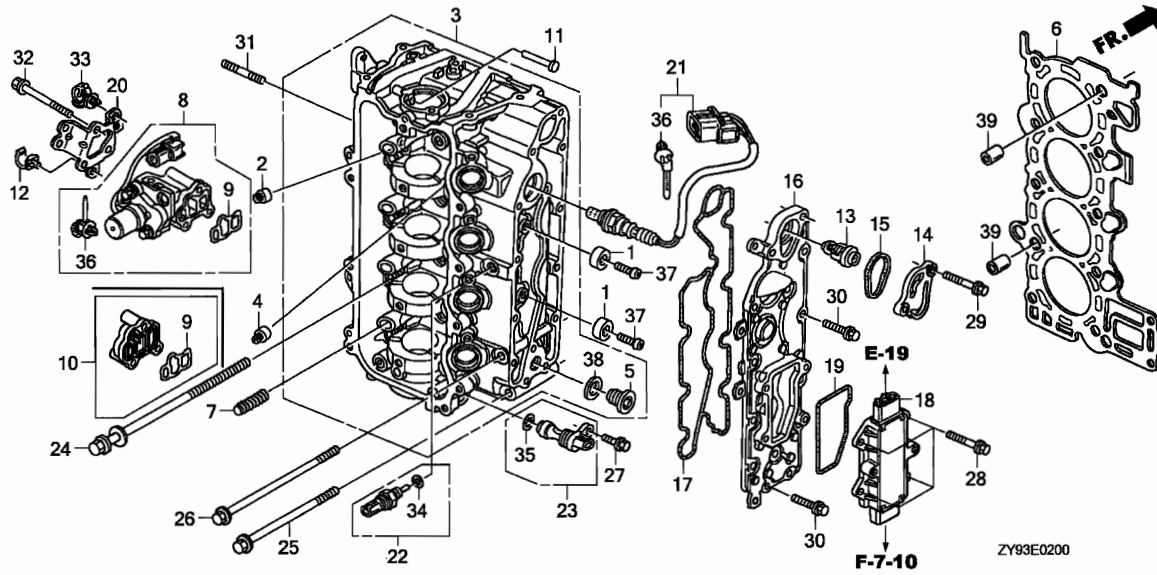


Ref. No.	Part No.	Description	Reqd. QTY		Serial No.	Parts catalogue code
			BF 75D KO	BF 90D KO		
1	12155-ZV5-000	METAL, ANODE	2	2		
2	12210-PZ1-004	SEAL A, VALVE STEM (NOK)	8	8		
3	12210-ZY9-000ZA	HEAD COMP., CYLINDER *NH8*.....DARK GRAY	1	1		
4	12211-PZ1-004	SEAL B, VALVE STEM (NOK)	8	8		
5	12217-ZW1-010	BOLT, SEALING, 20MM	2	2		
6	12251-ZY9-003	GASKET COMP., CYLINDER HEAD ..	1	1		
7	14820-PZA-003	MOTION COMP., LOST	-	4		
8	15810-ZZ0-003ZA	VALVE ASSY., SPOOL *NH8*.....DARK GRAY	-	1		
9	15815-RAA-A02	FILTER ASSY., SPOOL VALVE ...	1	1		
10	15815-ZY9-000	COVER ASSY., OIL PATH	1	-		
11	16717-ZY9-000	LIFTER, FUEL PUMP	1	1		
12	16896-ZY9-003	CLAMP B, FUEL TUBE	1	1		
13	19300-ZY6-003	THERMOSTAT ASSY.	1	1		
14	19315-ZW9-000	COVER, THERMOSTAT	1	1		
15	19317-ZW9-000	O-RING, THERMOSTAT COVER	1	1		
16	19361-ZY9-000ZA	COVER, WATER JACKET *NH8*.....DARK GRAY	1	1		
17	19371-ZY9-000	PACKING, EX. WATER JACKET COVER	1	1		
18	31750-ZY9-003	RECTIFIER ASSY., REGULATOR ..	1	1		
19	31754-ZY9-000	PACKING, REGULATOR	1	1		
20	32114-ZY9-000	BRACKET D, HARNESS CLIP	1	1		
21	35655-ZY9-003	SENSOR, OXYGEN	1	1		

E-2

CYLINDER HEAD

D 3



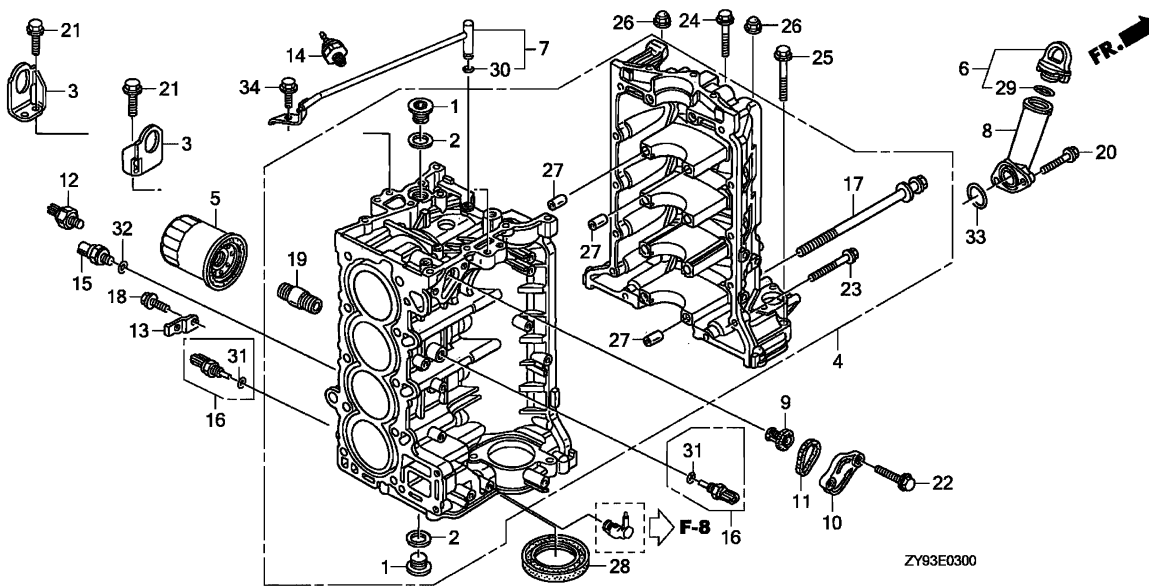
Ref. No.	L.O.N.	(Relative ref. Number) Description	F.R.T.
14	1141M2	(15) COVER, THERMOSTAT AND/OR PACKING(CYLINDER HEAD SIDE)	0.1
16	1141H4	COVER, WATER JACKET	0.6
17	1141C3	PACKING, EXHAUST WATER JACKET COVER	0.6
18	6131B7	RECTIFIER, REGULATOR	0.2
19	6131F2	PACKING, REGULATOR	0.1
21	312175	SENSOR, OXYGEN	0.2
22	3131K2	(34) SENSOR, EXHAUST WATER TEMPERATURE	0.2
23	3121H8	(35) SENSOR, TDC	0.5

Ref. No.	Part No.	Description	Reqd. QTY		Serial No.	Parts catalogue code
			BF 75D KO	BF 90D KO		
22	35673-ZY3-003	SENSOR ASSY., WATER TEMPERATURE	1	1		
23	35695-ZY9-003	SENSOR ASSY., TDC	1	1		
24	90008-PWA-003	BOLT-WASHER, 9X155	10	10		
25	90011-ZY9-000	BOLT, FLANGE, 8X95	1	1		
26	90016-ZY9-000	BOLT, FLANGE, 8X110	1	1		
27	90017-ZY3-000	BOLT, FLANGE, 6X16	1	1		
28	90018-ZW5-000	BOLT, FLANGE, 6X20	4	4		
29	90019-ZW9-000	BOLT, FLANGE, 6X35	2	2		
30	90030-ZY3-000	BOLT, FLANGE, 6X22	12	12		
31	90047-ZY6-000	BOLT, STUD 2,8X32	2	2		
32	90147-ZW4-000	BOLT, FLANGE, 6X55	3	3		
33	90691-ZB7-003	CLIP, HARNESS	1	1		
34	91307-PNA-003	O-RING, 9.5X1.9	1	1		
35	91333-PNA-003	O-RING, 15X1.9	1	1		
36	91541-SOA-003	CLIP, HARNESS BAND (BLACK) (145MM)	1	2		
37	93500-06018-4J	SCREW, PAN, 6X18	2	2		
38	94109-20000	WASHER, DRAIN PLUG, 20MM	2	2		
39	94301-14200	DOWEL PIN, 14X20	2	2		

E-3

CYLINDER BLOCK

D 4



Ref. No.	L.O.N.	(Relative ref. Number) Description	F.R.T.
4	1101B0	BLOCK, CYLINDERINCLUDES: Engine removal and installation	9.3
5	110175	CARTRIDGE, OIL FILTER	0.2
7	1101R6	PIPE, CAM CHAIN OIL	2.0
8	1101B9	EXTENSION, OIL FILLER AND/OR PACKING, OIL FILLER EXTENSION	0.4
9	1141M1	THERMOSTAT (CYLINDER BLOCK SIDE)	0.2
10	1141M3	COVER, THERMOSTAT AND/OR PACKING(CYLINDER BLOCK SIDE)	0.2
12	3121G3	SENSOR, KNOCK	0.7
14	6151J6	SWITCH, OIL PRESSURE (LOW PRESSURE SIDE)	0.2
15	6151J5	SWITCH, OIL PRESSURE (HI PRESSURE SIDE)	0.4
16	6171D4	SENSOR, WATER TEMPERATURE :LEFT	0.2
	6171D5	SENSOR, WATER TEMPERATURE :RIGHT	0.5
+28	1101E7	OIL SEAL, CRANKSHAFT :LOWER ..	8.0

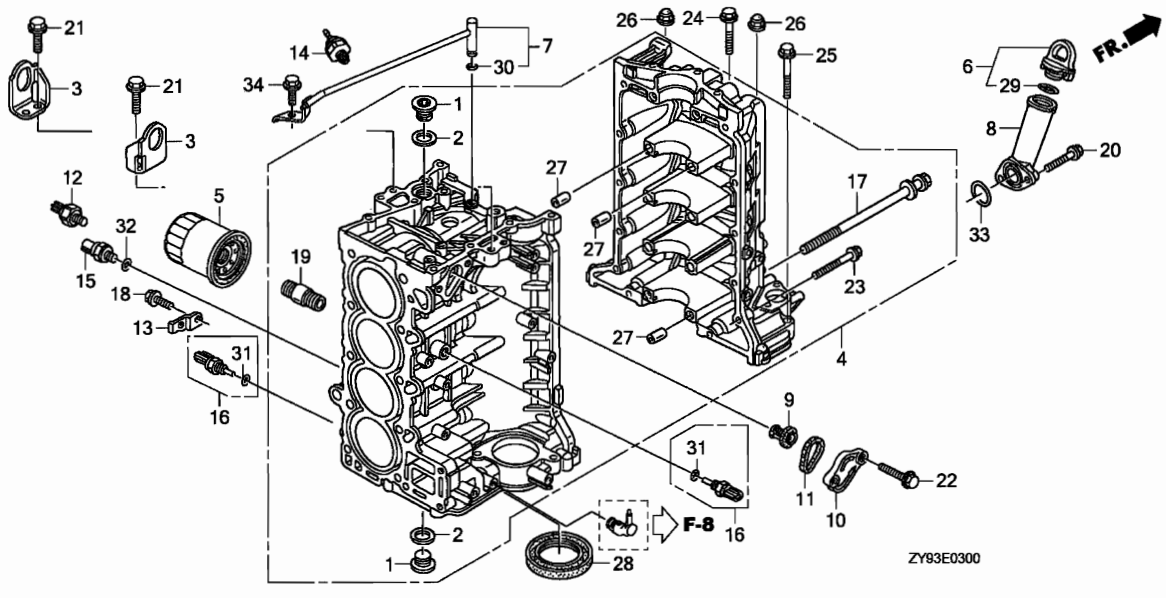
2

Ref. No.	Part No.	Description	Reqd. QTY		Serial No.	Parts catalogue code
			BF 75D KO	BF 90D KO		
1	11106-PWA-300	BOLT, SEALING, 24MM	2	2		
2	11107-PWA-300	WASHER, SEALING, 24MM	2	2		
3	11911-ZY9-000	HANGER, ENGINE	2	2		
4	12000-ZY9-405	BLOCK ASSY., CYLINDER	1	1		
5	15400-RTA-004	CARTRIDGE, OIL FILTER (TOYO ROKI)	1	1		
6	15600-ZY9-000	CAP ASSY., OIL FILLER	1	1		
7	15612-ZY9-000	PIPE, OIL	1	1		
8	15631-ZY9-000	EXTENSION, OIL FILLER	1	1		
9	19300-ZW9-003	THERMOSTAT ASSY.	1	1		
10	19315-ZW9-000	COVER, THERMOSTAT	1	1		
11	19317-ZW9-000	O-RING, THERMOSTAT COVER	1	1		
12	30530-RGA-004	SENSOR COMP., KNOCK	-	1		
13	32114-ZW9-730	BRACKET, CLIP B	1	1		
14	35490-ZW9-003	SWITCH ASSY., OIL PRESSURE ..	1	1		
15	35490-ZY9-004	SWITCH ASSY., OIL PRESSURE ..	1	1		
16	35673-ZY3-003	SENSOR ASSY., WATER TEMPERATURE	2	2		
17	90008-ZY9-003	BOLT-WASHER, 10X105	10	10		
18	90011-ZW9-000	BOLT, FLANGE, 6X14(CT200) ...	1	1		
19	90015-PH1-013	HOLDER, OIL FILTER	1	1		
20	90016-ZW9-000	BOLT, FLANGE, 6X25	2	2		
21	90026-ZY3-000	BOLT, FLANGE, 8X20	4	4		
22	90030-ZY3-000	BOLT, FLANGE, 6X22	2	2		
23	90031-ZY3-000	BOLT, FLANGE, 6X32	12	12		

E-3

CYLINDER BLOCK

D 5



Ref. No.	L.O.N.	(Relative ref. Number) Description	F.R.T.
----------	--------	------------------------------------	--------

+28		.INCLUDES: Engine removal and installation	
-----	--	--	--

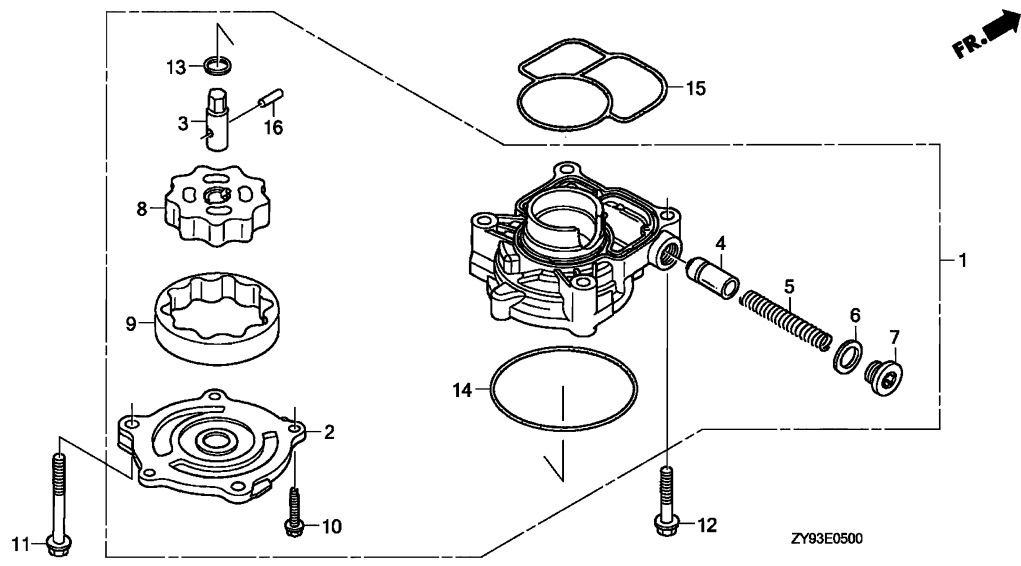
Ref. No.	Part No.	Description	Reqd. QTY		Serial No.	Parts catalogue code
			BF 75D KO	BF 90D KO		
24	90054-ZY3-000	BOLT, FLANGE, 8X35	1	1		
25	90120-HW1-670	BOLT, FLANGE, 8X45	2	2		
26	90201-ZY9-000	NUT, FLANGE CAP, 8MM	2	2		
27	90701-PD2-000	DOWEL PIN, 12X14	10	10		
28	91214-PNA-014	OIL SEAL, 80X98X10(ARAI)	1	1		
29	91302-MAL-601	O-RING, 18.1X3.6	1	1		
30	91305-ZY6-003	O-RING, 6.5X1.5	1	1		
31	91307-PNA-003	O-RING, 9.5X1.9	2	2		
32	91319-PR3-003	O-RING, 13X1.5(ARAI)	1	1		
33	91324-PF4-004	O-RING, 28.3X2.4(NOK)	1	1		
34	96300-06014-09	BOLT, FLANGE, 6X14	1	1		

2

E-5

OIL PUMP

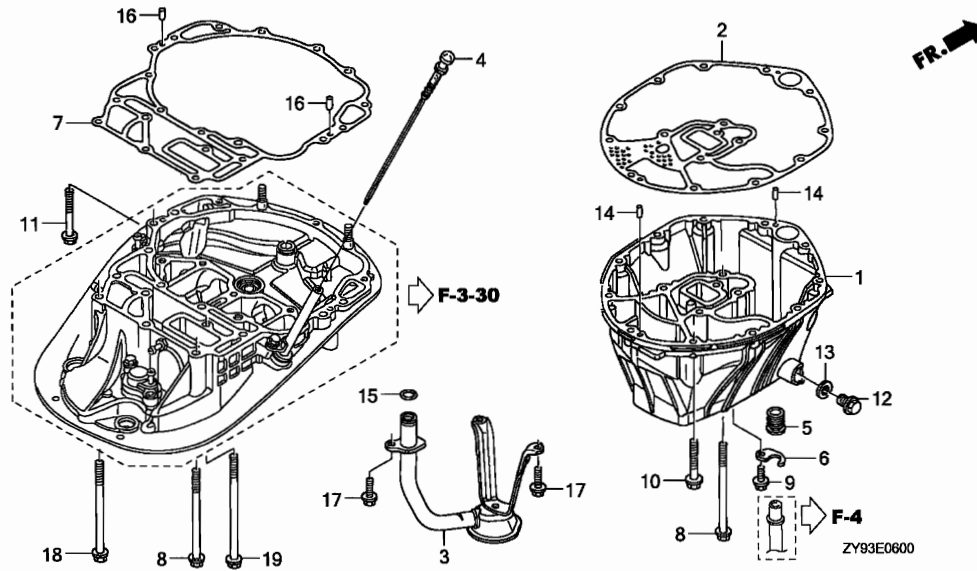
D 6



Ref. No.	L.O.N.	(Relative ref. Number) Description	F.R.T.
1		(15)	
1131B1		PUMP, OIL AND/OR PACKING, OIL PUMP	3.5
2		(14)	
1131A2		COVER, OIL PUMP	3.5
4		(5,6,7)	
1131D2		VALVE, OIL PUMP RELIEF	3.6
8		(3,13,16)	
1131B2		ROTOR, OIL PUMP INNER	3.6
9		1131B3 ROTOR, OIL PUMP OUTER	3.6

2

Ref. No.	Part No.	Description	Reqd. QTY		Serial No.	Parts catalogue code
			BF 75D KO	BF 90D KO		
1	15100-ZY9-000	PUMP ASSY., OIL	1	1		
2	15121-ZY9-000	COVER, OIL PUMP	1	1		
3	15136-ZY9-000	SHAFT, OIL PUMP	1	1		
4	15231-PE0-000	VALVE, RELIEF	1	1		
5	15232-PG6-000	SPRING, RELIEF VALVE	1	1		
6	15234-PC6-000	WASHER, SEALING, 18MM	1	1		
7	15236-ZW1-010	BOLT, SEALING, 18MM	1	1		
8	15331-ZW1-000	ROTOR, INNER	1	1		
9	15341-ZW1-000	ROTOR, OUTER	1	1		
10	90017-ZV0-C10	BOLT, FLANGE, 6X18(CT200) ...	3	3		
11	90127-ZV1-010	BOLT, FLANGE, 8X60	2	2		
12	90155-ZW4-000	BOLT, FLANGE, 8X40	2	2		
13	90456-MC7-000	WASHER, THRUST, 13MM	1	1		
14	91302-ZW1-000	O-RING, PUMP COVER	1	1		
15	91304-ZY9-000	O-RING, OIL PUMP	1	1		
16	96220-50178	ROLLER, 5X17.8	1	1		



Ref. No.	L.O.N.	(Relative ref. Number) Description	F.R.T.
1	1101K5	CASE, OIL	2.1
2	1131C2	PACKING, OIL PAN	2.1
3		(15)	
	1131B5	STRAINER, OIL	2.2
7	4101K1	GASKET, MOUNT CASE	4.3
.INCLUDES: Engine removal and installation			

Ref. No.	Part No.	Description	Reqd. QTY		Serial No.	Parts catalogue code
			BF 75D KO	BF 90D KO		
1	11321-ZY9-000ZA	CASE, OIL *TGRAY*.....GRAY	1	1		
2	11381-ZY9-003	PACKING, OIL PAN	1	1		
3	15220-ZY9-000	STRAINER COMP., OIL	1	1		
4	15655-ZY9-000	GAUGE COMP., OIL LEVEL	1	1		
5	19252-ZW1-000	GROMMET, WATER TUBE	1	1		
6	19254-ZY9-000	PLATE, WATER TUBE	1	1		
7	23172-ZY9-003	GASKET, MOUNT CASE	1	1		
8	90046-ZY3-000	BOLT, FLANGE, 8X100	8	8		
9	90102-ZW9-000	BOLT, FLANGE, 6X12	1	1		
10	90114-HW1-670	BOLT, FLANGE, 8X35	11	11		
11	90120-HW1-670	BOLT, FLANGE, 8X45	4	4		
12	90131-ZV5-000	BOLT, DRAIN PLUG	1	1		
13	90601-ZE2-000	WASHER, DRAIN PLUG, 12MM	1	1		
14	90756-ZV5-000	DOWEL PIN, 6X10	2	2		
15	91310-PC6-004	O-RING, 15.5X2.7	1	1		
16	94301-06100	DOWEL PIN, 6X10	2	2		
17	96300-06016-09	BOLT, FLANGE, 6X16	3	3		
18	96300-08100-09	BOLT, FLANGE, 8X100	4	4		
19	96300-08120-09	BOLT, FLANGE, 8X120	3	3		

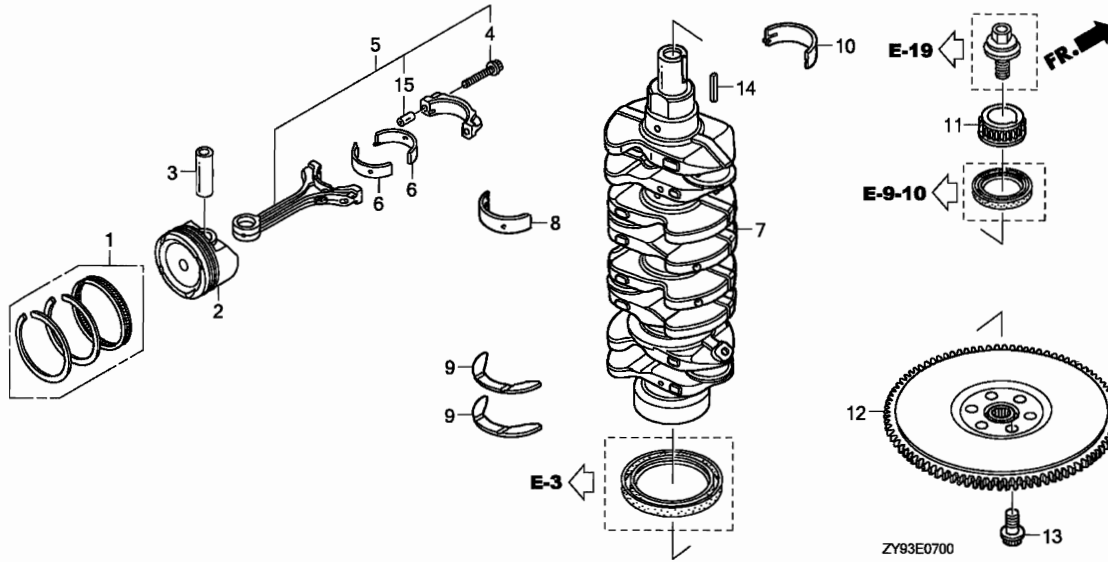


2

E-7

CRANKSHAFT/PISTON

D 8

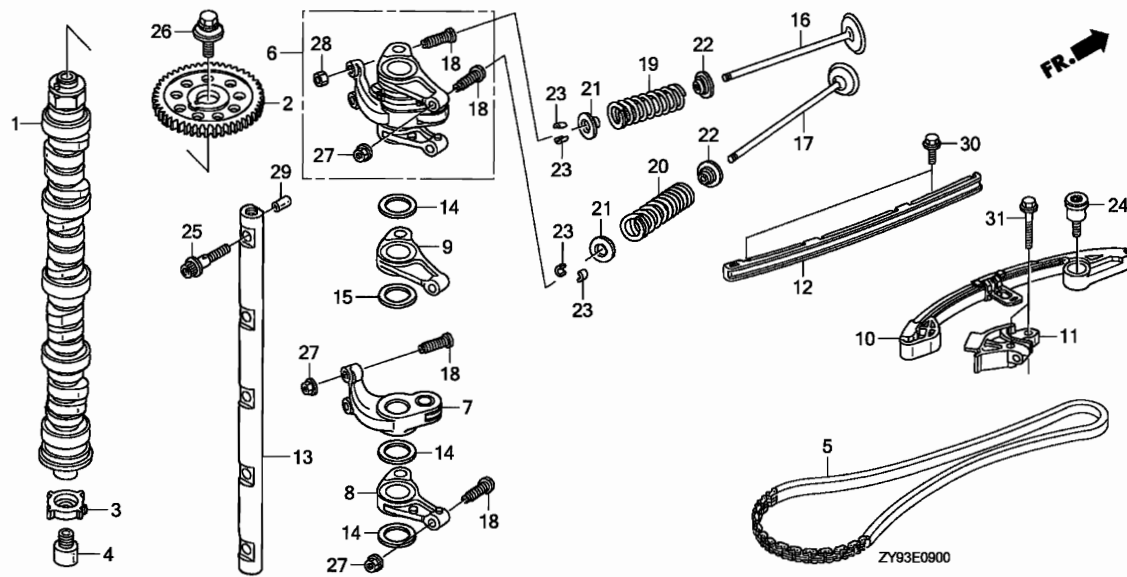


Ref. No.	L.O.N.	(Relative ref. Number) Description	F.R.T.
2		(1,3,5,6)	
1111R1		PISTON AND/OR RING SET AND/OR BEARING AND/OR RODINCLUDES: Engine removal and installation .INCLUDES: Inspection/Measurement/Cleaning	8.8
1111R1B		.For 1 cylinder add	0.8
1111R1C		.For 2 cylinders add	1.6
1111R1D		.For 3 cylinders add	2.4
7		(8,9,10)	
1101F0		CRANKSHAFT	10.2
11 1101D1		PULLEY, TIMING BELT DRIVE	2.3
12 2161B5		FLYWHEEL	5.2
		.INCLUDES: Engine removal and installation	

Ref. No.	Part No.	Description	Reqd. QTY		Serial No.	Parts catalogue code
			BF 75D KO	BF 90D KO		
1	13010-ZY9-010	RING SET, PISTON (STD.)	4	4		
	13011-ZY9-010	RING SET, PISTON (0.25)	(4)	(4)		
2	13101-ZZ0-000	PISTON (STD.)	4	4		
	13102-ZZ0-000	PISTON (0.25)	(4)	(4)		
3	13111-PWA-000	PIN, PISTON	4	4		
4	13204-PWA-003	BOLT, CONNECTING ROD	8	8		
5	13210-ZY9-000	ROD COMP., CONNECTING	4	4		
6	13211-PWA-003	BEARING A, CONNECTING ROD (BLUE)(DAIDO)	8	8		
	13212-PWA-003	BEARING B, CONNECTING ROD (BLACK)(DAIDO)	8	8		
	13213-PWA-003	BEARING C, CONNECTING ROD (BROWN)(DAIDO)	8	8		
	13214-PWA-003	BEARING D, CONNECTING ROD (GREEN)(DAIDO)	8	8		
	13215-PWA-003	BEARING E, CONNECTING ROD (YELLOW)(DAIDO)	8	8		
	13216-PWA-003	BEARING F, CONNECTING ROD (PINK)(DAIDO)	8	8		
	13217-PWA-003	BEARING G, CONNECTING ROD (RED)(DAIDO)	8	8		
7	13310-ZY9-000	CRANKSHAFT COMP.	1	1		
8	13322-PWA-003	BEARING B, MAIN UPPER (BLACK)(DAIDO)	5	5		
	13323-PWA-003	BEARING C, MAIN UPPER (BROWN)(DAIDO)	5	5		
	13324-PWA-003	BEARING D, MAIN UPPER (GREEN)(DAIDO)	5	5		

Ref. No.	Part No.	Description	Reqd. QTY		Serial No.	Parts catalogue code
			BF 75D KO	BF 90D KO		
(8)	13325-PWA-003	BEARING E, MAIN UPPER (YELLOW) (DAIDO)	5	5		
	13326-PWA-003	BEARING F, MAIN UPPER (PINK) (DAIDO)	5	5		
	13327-PWA-003	BEARING G, MAIN UPPER (RED) (DAIDO)	5	5		
	13328-PWA-003	BEARING H, MAIN UPPER (WHITE) (DAIDO)	5	5		
9	13331-ZY9-003	WASHER, THRUST	2	2		
10	13342-PWA-003	BEARING B, MAIN LOWER (BLACK) (DAIDO)	5	5		
	13343-PWA-003	BEARING C, MAIN LOWER (BROWN) (DAIDO)	5	5		
	13344-PWA-003	BEARING D, MAIN LOWER (GREEN) (DAIDO)	5	5		
	13345-PWA-003	BEARING E, MAIN LOWER (YELLOW) (DAIDO)	5	5		
	13346-PWA-003	BEARING F, MAIN LOWER (PINK) (DAIDO)	5	5		
	13347-PWA-003	BEARING G, MAIN LOWER (RED) (DAIDO)	5	5		
	13348-PWA-003	BEARING H, MAIN LOWER (WHITE) (DAIDO)	5	5		
11	13621-ZY9-000	SPROCKET, CAM CHAIN (23T) ---	1	1		
12	31110-ZY9-000ZA	FLYWHEEL COMP. *BLACK*.....BLACK	1	1		
13	90002-ZW1-010	BOLT, 12MM	6	6		
14	90704-PH7-000	KEY, SPECIAL	1	1		
15	94301-08100	DOWEL PIN, 8X10	8	8		

2



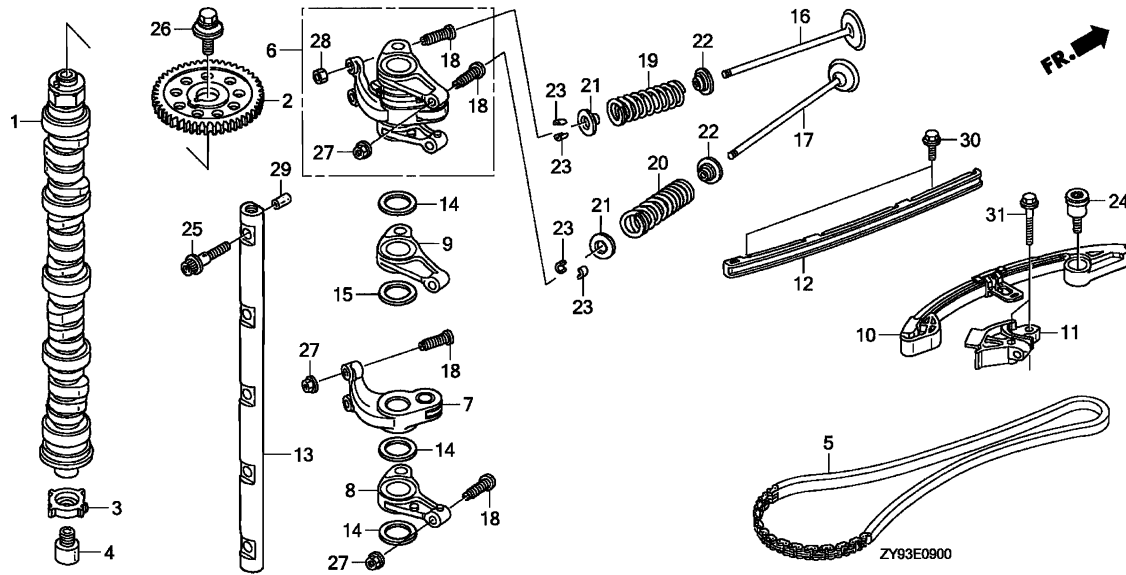
Ref. No.	L.O.N.	(Relative ref. Number) Description	F.R.T.
1	1111C2	CAMSHAFTINCLUDES: Valve clearance adjustment	4.5
2	1111Z7	SPROCKET, CAM CHAIN DRIVEN ...	2.3
5	110140	CHAIN, CAM	2.1
6	1111A7	ARM, ROCKERINCLUDES: Valve clearance adjustment .NOTE: Same time for two units or more	4.3
7	1111A2	ARM, ROCKER :INTAKEINCLUDES: Valve clearance adjustment .NOTE: Same time for two units or more	4.3
8	1111A3	ARM, ROCKER(A) :EXHAUSTINCLUDES: Valve clearance adjustment .NOTE: Same time for two units or more	4.3
9	1111A4	ARM, ROCKER(B) :EXHAUSTINCLUDES: Valve clearance adjustment .NOTE: Same time for two units or more	4.3

Ref. No.	Part No.	Description	Reqd. QTY		Serial No.	Parts catalogue code
			BF 75D KO	BF 90D KO		
1	14110-ZY9-000	CAMSHAFT COMP.	1	-		
	14110-ZZ0-000	-	1		
2	14211-PWA-000	SPROCKET, CAM CHAIN DRIVEN (46T)	1	1		
3	14221-PWA-003	PLATE, TDC PULSER	1	1		
4	14222-ZY9-000	BOLT, TDC PULSER PLATE	1	1		
5	14401-PWC-004	CHAIN (132L)	1	1		
6	14420-ZZ0-000	ARM ASSY., ROCKER	-	4		
7	14430-ZY9-000	ARM COMP., IN. VALVE ROCKER ..	4	-		
8	14441-ZY9-000	ARM COMP., EX. ROCKER (A) ...	4	-		
9	14442-ZY9-000	ARM COMP., EX. ROCKER (B) ...	4	-		
10	14510-RME-A01	TENSIONER COMP., CAM CHAIN ..	1	1		
11	14512-ZY9-000	SLIDER COMP., CAM CHAIN TENSIONER	1	1		
12	14530-PWC-014	GUIDE COMP., CAM CHAIN	1	1		
13	14631-PWC-010	SHAFT COMP., ROCKER ARM	1	1		
14	14647-PWA-000	WASHER, THRUST	12	-		
15	14647-PY3-000	WASHER, IN. WAVE	4	-		
16	14711-PWC-000	VALVE, IN.	8	8		
17	14721-PWC-010	VALVE, EX.	8	8		
18	14744-PM3-000	SCREW, TAPPET ADJUSTING	16	16		
19	14751-ZY9-003	SPRING, IN. VALVE	8	8		
20	14752-ZY9-003	SPRING, EX. VALVE	8	8		
21	14765-RGA-000	RETAINER, VALVE SPRING	16	16		
22	14775-P08-000	SEAT, VALVE SPRING	16	16		

E-9

CAMSHAFT/VALVE

D11



Ref. No.	L.O.N.	(Relative ref. Number) Description	F.R.T.
+ 9		.INCLUDES: Valve clearance adjustment .NOTE: Same time for two units or more	
10	1111B6	TENSIONER, CAM CHAIN	2.1
11	1111Z9	SLIDER, CAM CHAIN TENSIONER ..	2.1
12	1111B8	GUIDE, CAM CHAIN	2.1
13	1111P1	SHAFT, ROCKER ARM	4.3
16	1111L1	VALVE, INTAKE	4.2
		.INCLUDES: Valve clearance adjustment and reface	
	1111L1D	.Replace intake all add	1.4
	1111L1E	.Replace intake and exhaust all add	3.0
17	1111L0	VALVE, EXHAUST	4.2
		.INCLUDES: Valve clearance adjustment and reface	
	1111L0D	.Replace exhaust all add	1.4
	1111L0E	.Replace intake and exhaust all add	3.0
19	1111P3	SPRING, VALVE :INTAKE	4.0
		.INCLUDES: Valve clearance adjustment	
+	1111P3C	.Replace intake all add	0.7

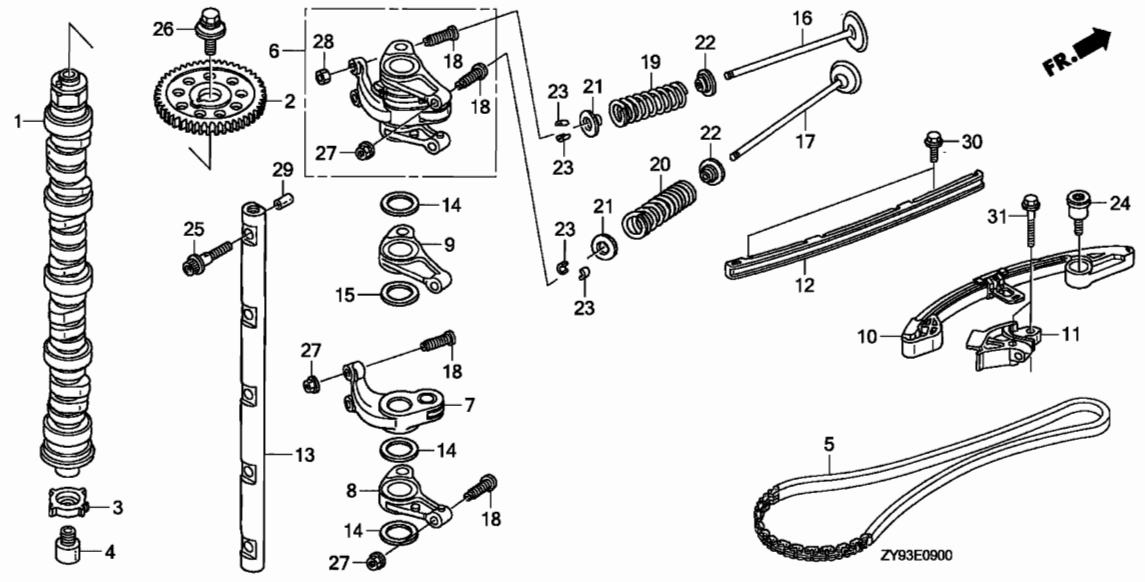
Ref. No.	Part No.	Description	Reqd. QTY		Serial No.	Parts catalogue code
			BF 75D KO	BF 90D KO		
23	14781-RGM-A01	COTTER, VALVE	32	32		
24	90003-PNA-000	BOLT, TENSIONER PIVOT	1	1		
25	90006-PWC-003	BOLT, ROCKER ARM SHAFT	5	5		
26	90031-PV0-003	BOLT-WASHER, 10X30	1	1		
27	90206-PM3-004	NUT, TAPPET ADJUSTING (TOKAI TRW)	16	8		
28	90206-PT0-004	NUT, TAPPET ADJUSTING	-	8		
29	94301-07120	PIN A, DOWEL, 7X12	1	1		
30	96300-06014-09	BOLT, FLANGE, 6X14	2	2		
31	96300-06028-09	BOLT, FLANGE, 6X28	2	2		

E-9

CAMSHAFT/VALVE

D12

2

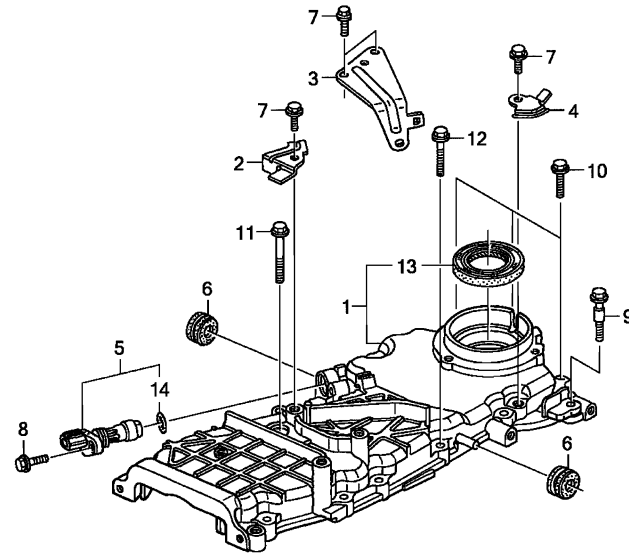


Ref. No.	L.O.N.	(Relative ref. Number) Description	F.R.T.
+19	1111P3A	.Replace intake and exhaust all add	1.5
20	1111P4	SPRING, VALVE :EXHAUST	4.0
		.INCLUDES: Valve clearance adjustment	
	1111P4C	.Replace exhaust all add	0.7
	1111P4A	.Replace intake and exhaust all add	1.5

E-9-10

CHAIN CASE

D13



ZY93E0910

FR. →

Ref. No.	L.O.N.	(Relative ref. Number) Description	F.R.T.
1	1101H4	CASE, CAM CHAIN	2.1
5	6171A5	(14) SENSOR, CRANK	0.2
13	1101E6	OIL SEAL, CRANKSHAFT :UPPER ..	2.2

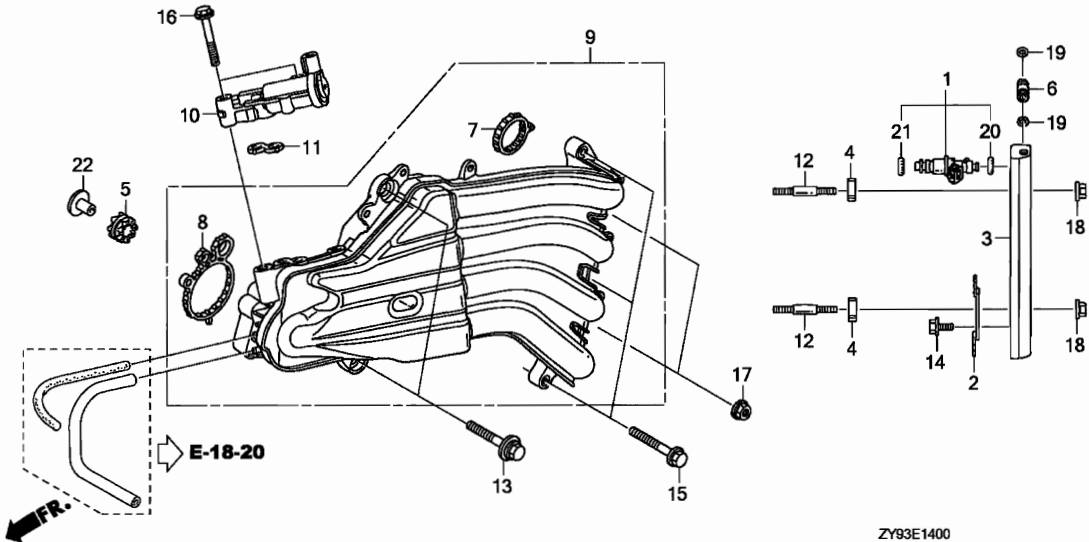
Ref. No.	Part No.	Description	Reqd. QTY		Serial No.	Parts catalogue code
			BF 75D KO	BF 90D KO		
1	11411-ZY9-405ZA	CASE COMP., CHAIN *NH8*.....DARK GRAY	1	1		
2	32111-ZY9-000	BRACKET A, HARNESS CLIP	1	1		
3	32113-ZY9-000	BRACKET C, HARNESS CLIP	1	1		
4	32115-ZY9-000	BRACKET E, HARNESS CLIP	1	1		
5	37500-PNB-003	SENSOR ASSY., CRANK	1	1		
6	40102-ZV5-000	GROMMET, UNDER CASE	2	2		
7	90011-ZW9-000	BOLT, FLANGE, 6X14 (CT200) ...	4	4		
8	90017-ZY3-000	BOLT, FLANGE, 6X16	1	1		
9	90023-ZY6-000	BOLT, SPECIAL, 6X31	2	2		
10	90030-ZY3-000	BOLT, FLANGE, 6X22	3	3		
11	90145-ZW4-000	BOLT, FLANGE, 6X40	1	1		
12	90166-ZW4-000	BOLT, FLANGE, 6X28	10	10		
13	91212-PWA-003	OIL SEAL, 40X55X7	1	1		
14	91333-PNA-003	O-RING, 15X1.9	1	1		

2

E-14

INLET MANIFOLD/INJECTOR

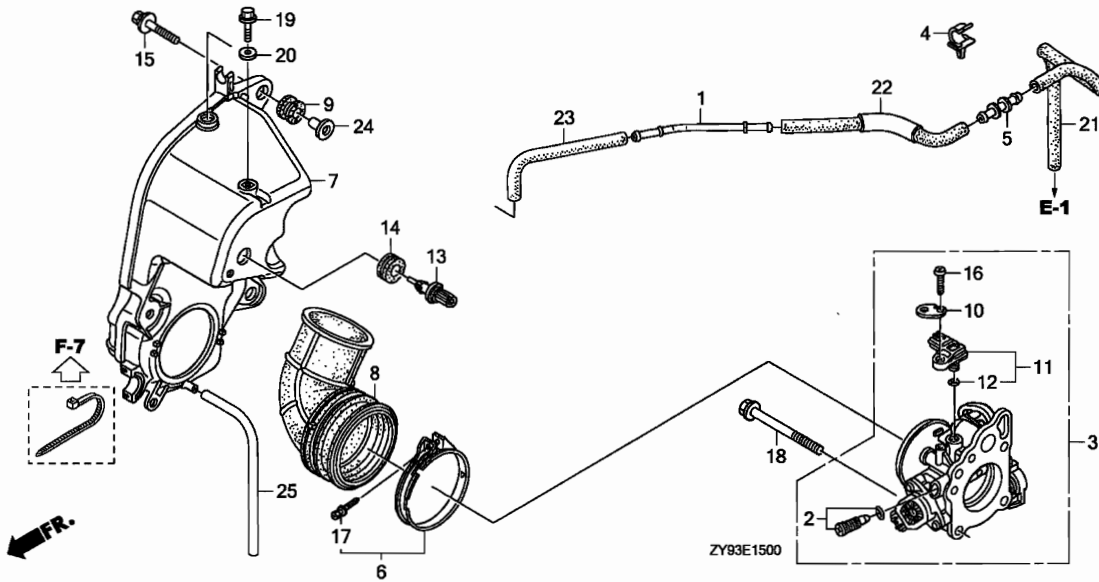
D14



Ref. No.	L.O.N.	(Relative ref. Number) Description	F.R.T.
1		(20,21)	
	3111B9	INJECTOR, FUEL	0.4
	3111K2	INJECTOR, FUEL :ALL	0.6
	3111D3	PIPE, FUEL	0.5
	7 3111C9	PACKING, INTAKE MANIFOLD	0.8
	8 3121H9	PACKING, THROTTLE BODY	0.4
	9 3111C4	MANIFOLD, INTAKE	0.8
10		(11)	
	3121G0	VALVE, ELECTRIC AIR CONTROL ..	0.6

Ref. No.	Part No.	Description	Reqd. QTY		Serial No.	Parts catalogue code
			BF 75D KO	BF 90D KO		
1	16450-ZY9-003	INJECTOR ASSY., FUEL	4	4		
2	16451-ZY9-000	CLIP, INJECTOR	2	2		
3	16620-ZY9-000	LINE COMP., FUEL	1	1		
4	16638-PH3-S00	INSULATOR, FUEL PIPE	2	2		
5	16733-ZY9-000	GROMMET, VAPOR SEPARATOR	2	2		
6	16752-ZY3-A00	JOINT, FUEL PIPE	1	1		
7	17105-PWA-007	PACKING, INTAKE MANIFOLD	4	4		
8	17109-ZY6-000	PACKING, THROTTLE BODY	1	1		
9	17110-ZY9-003	MANIFOLD COMP., INLET	1	1		
10	36550-ZY9-003	VALVE ASSY., ELECTRONIC AIR CONTROL	1	1		
11	36551-ZY6-003	PACKING, ELECTRONIC AIR CONTROL VALVE	1	1		
12	90003-ZY9-000	BOLT, STUD, 2,6X40	2	2		
13	90014-ZW1-000	BOLT-WASHER, 8X35	2	2		
14	90042-ZY3-000	BOLT, FLANGE, 6X10	4	4		
15	90054-ZY3-000	BOLT, FLANGE, 8X35	3	3		
16	90126-ZW4-000	BOLT, FLANGE, 8X45	2	2		
17	90205-ZY3-000	NUT, FLANGE, 8MM	2	2		
18	90301-ZW2-F00	NUT, FLANGE, 6MM	2	2		
19	91301-MJO-003	O-RING, 7.8X1.9(ARAI)	2	2		
20	91301-PLC-000	O-RING, 7.47X3.6	1	1		
21	91302-PNA-003	O-RING, 7.45X3.61(NOK)	1	1		
22	91554-ZW1-000	COLLAR, 8.5X14.5	2	2		

2



Ref. No.	L.O.N.	(Relative ref. Number) Description	F.R.T.
3	3121F5	THROTTLE BODY	0.5
7	3121A7	CASE, SILENCER	0.3
8	3121C6	GROMMET, SILENCER	0.3
11		(12)	
	3121G2	SENSOR, MAP	0.2
13	3121J3	SENSOR, AIR TEMP	0.4

Ref. No.	Part No.	Description	Reqd. QTY		Serial No.	Parts catalogue code
			BF 75D KO	BF 90D KO		
1	15171-ZY9-000	PIPE, BREATHER	1	1		
2	16016-ZY6-003	SCREW SET	1	1		
3	16400-ZY9-003	THROTTLE BODY ASSY.	1	1		
4	16896-ZY9-003	CLAMP B, FUEL TUBE	1	1		
5	16966-MR5-000	JOINT, FUEL TUBE	1	1		
6	17315-ZY9-000	BAND, AIR FLOW	1	1		
7	17371-ZY9-000	CASE COMP., SILENCER	1	1		
8	17374-ZY9-000	GROMMET, SILENCER	1	1		
9	30419-ZY9-003	GROMMET, ELECTRONIC PARTS CASE	2	2		
10	32128-ZY3-000	BRACKET, SENSOR CORD	1	1		
11	37830-PNC-003	SENSOR ASSY., MAP	1	1		
12	37835-PGK-A01	O-RING	1	1		
13	37880-PLC-004	SENSOR ASSY., AIR TEMP				
		(MATSUSHITA DENSHI)	1	1		
14	37881-P2A-000	GROMMET, TA SENSOR	1	1		
15	90003-ZW2-000	BOLT-WASHER, 6X27(CT200)	2	2		
16	90006-ZY6-000	SCREW, PAN, 5X18	1	1		
17	90017-ZY9-000	BOLT-WASHER, 5X30	1	1		
18	90127-ZV1-010	BOLT, FLANGE, 8X60	4	4		
19	90169-ZW4-000	BOLT, FLANGE, 6X25(SH)	1	1		
20	90508-ZY3-000	WASHER, PLAIN, 6MM	1	1		
21	91403-ZY9-000	TUBE A, BREATHER	1	1		
22	91404-ZY9-000	TUBE B, BREATHER	1	1		
23	91405-ZY9-000	TUBE C, BREATHER	1	1		
24	91553-ZV5-010	COLLAR, C.D.I. UNIT CASE	2	2		

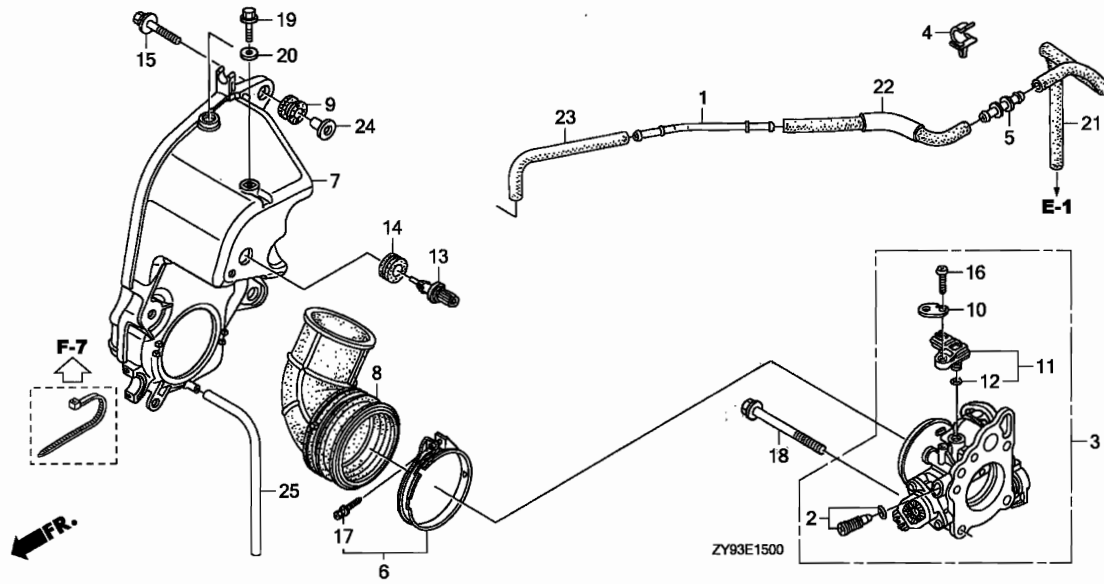


E-15

SILENCER CASE

D16

2

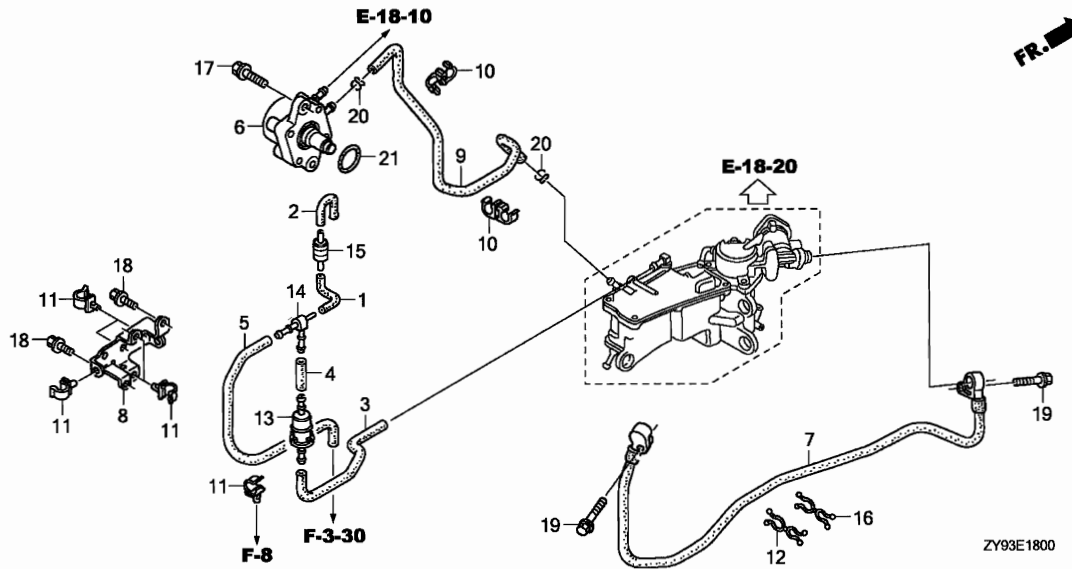


Ref. No.	Part No.	Description	Reqd. QTY		Serial No.	Parts catalogue code
			BF	BF		
			75D	90D		
			K0	K0		
25	95003-07019-31	TUBE, VINYL, 4X7X190 (95003-07001-60M)	1	1		

E-18

FUEL PUMP

E 1



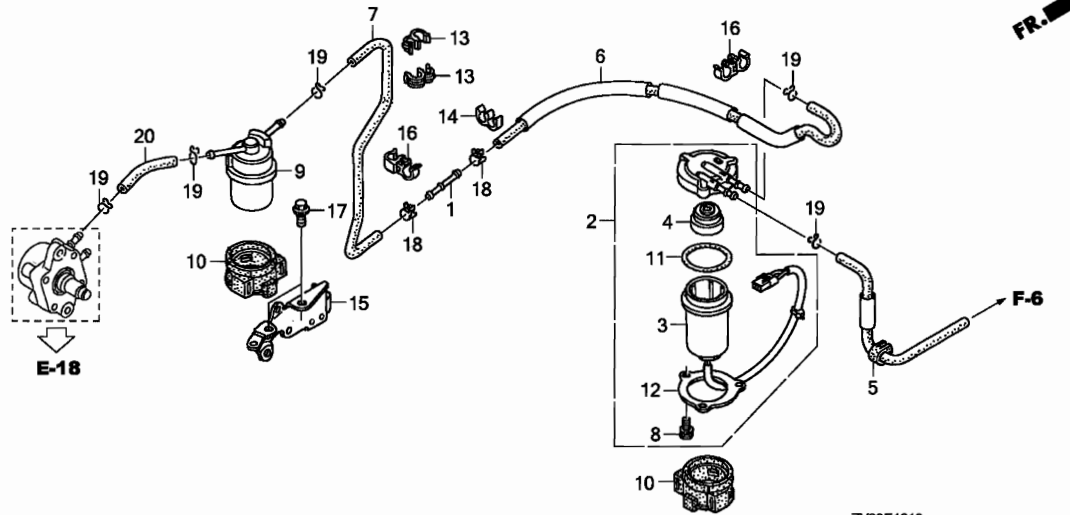
Ref. No.	L.O.N.	(Relative ref. Number) Description	F.R.T.
6		(21)	
6	3101H9	PUMP, FUEL	0.2
7	3101B1	HOSE, FUEL	0.8
9	3101L2	TUBE D, FUEL	0.2
13	3101K6	STRAINER, FUEL(A)	0.8

Ref. No.	Part No.	Description	Reqd. QTY		Serial No.	Parts catalogue code
			BF 75D KO	BF 90D KO		
1	16195-ZY9-000	TUBE A, CHECK VALVE	1	1		
2	16196-ZY9-000	TUBE B, CHECK VALVE	1	1		
3	16197-ZY9-000	TUBE A, AIR VENT	1	1		
4	16198-ZY9-000	TUBE B, AIR VENT	1	1		
5	16199-ZY9-000	TUBE C, AIR VENT	1	1		
6	16700-ZY9-003	PUMP ASSY., FUEL	1	1		
7	16755-ZY9-003	HOSE COMP., FUEL	1	1		
8	16816-ZY9-000	BRACKET, FUEL TUBE CLAMP	1	1		
9	16881-ZY9-000	TUBE D, FUEL	1	1		
10	16895-ZY9-003	CLAMP A, FUEL TUBE	2	2		
11	16896-ZY9-003	CLAMP B, FUEL TUBE	6	6		
12	16897-ZY9-003	CLAMP C, FUEL TUBE	1	1		
13	16910-ZV4-015	STRAINER COMP., FUEL	1	1		
14	19269-ZY6-000	T-JOINT	1	1		
15	36135-ZY6-003	VALVE, CHECK	1	1		
16	78419-SJ6-003	CLIP D, SPEEDOMETER CABLE ...	1	1		
17	90003-ZW9-000	BOLT, FLANGE, 6X22	2	2		
18	90011-ZW9-000	BOLT, FLANGE, 6X14(CT200) ...	2	2		
19	90016-ZW9-000	BOLT, FLANGE, 6X25	2	2		
20	90604-ZV0-000	CLIP, TUBE (B12)	2	2		
21	91303-ZW9-000	O-RING, 31.2X2.4	1	1		

E-18-10

WATER SEPARATOR

E 2



Ref. No.	L.O.N.	(Relative ref. Number) Description	F.R.T.
2	3101H5	SEPARATOR, WATER	0.9
4	1141B4	BUFFER, PLATE	1.0
5	3101L0	TUBE A, FUEL	0.3
6	3101F7	TUBE B, FUEL	0.8
7	3101L1	TUBE C, FUEL	0.8
9	3101H8	STRAINER, FUEL	0.2
20	3101F6	TUBE, FUEL	0.2

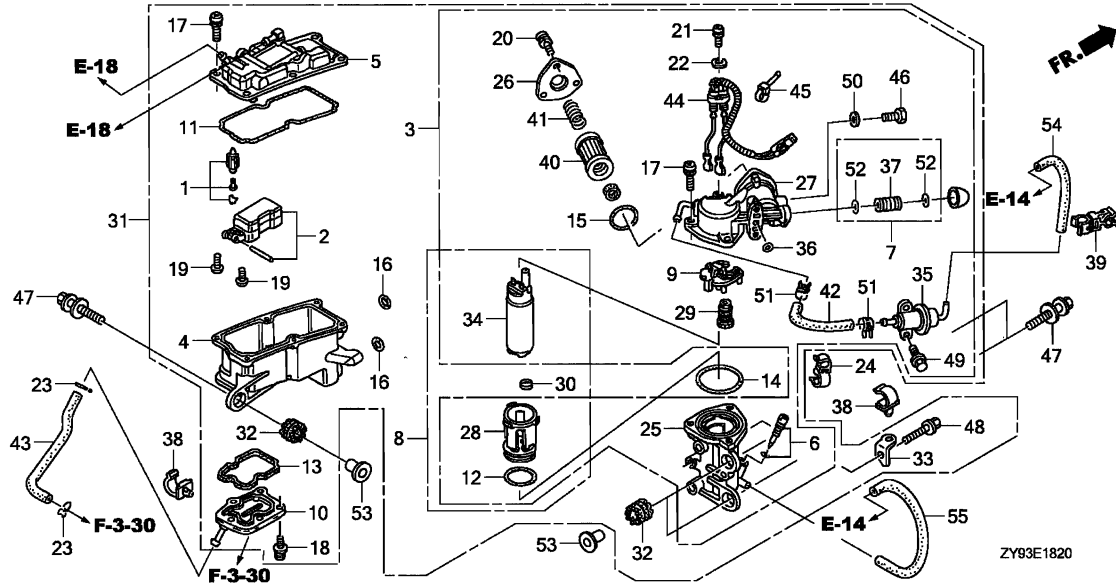
2

Ref. No.	Part No.	Description	Reqd. QTY		Serial No.	Parts catalogue code
			BF 75D KO	BF 90D KO		
1	16723-RMA-E00	JOINT, FUEL FEED HOSE	1	1		
2	16800-ZY9-003	SEPARATOR ASSY., WATER	1	1		
3	16805-ZY9-003	CUP, WATER SEPARATOR	1	1		
4	16807-ZY3-003	BUFFER, PLATE	1	1		
5	16850-ZY9-000	TUBE COMP. A, FUEL	1	1		
6	16860-ZY9-000	TUBE COMP. B, FUEL	1	1		
7	16871-ZY9-000	TUBE C, FUEL	1	1		
8	16904-ZY3-003	SCREW, PAN, 5X12	3	3		
9	16910-ZY9-004	STRAINER COMP., FUEL	1	1		
10	16915-ZY3-010	SUSPENSION, STRAINER	2	2		
11	16918-ZY3-003	O-RING	1	1		
12	16919-ZY3-003	PLATE	1	1		
13	17439-PY3-A01	CLAMP, TUBE (7.5-11.5) (BLACK)	2	2		
14	19526-PN4-000	CLAMP, TUBE	1	1		
15	32112-ZY9-000	BRACKET B, HARNESS CLIP	1	1		
16	53740-SE0-953	CLIP, SENSOR HOSE	2	2		
17	90011-ZW9-000	BOLT, FLANGE, 6X14 (CT200)	2	2		
18	90602-ZW5-010	CLAMP, TUBE (D12)	2	2		
19	90604-ZV0-000	CLIP, TUBE (B12)	5	5		
20	95001-75090-40	TUBE, FUEL, 7.3X90 (95001-75001-60M)	1	1		

E-18-20

VAPOR SEPARATOR

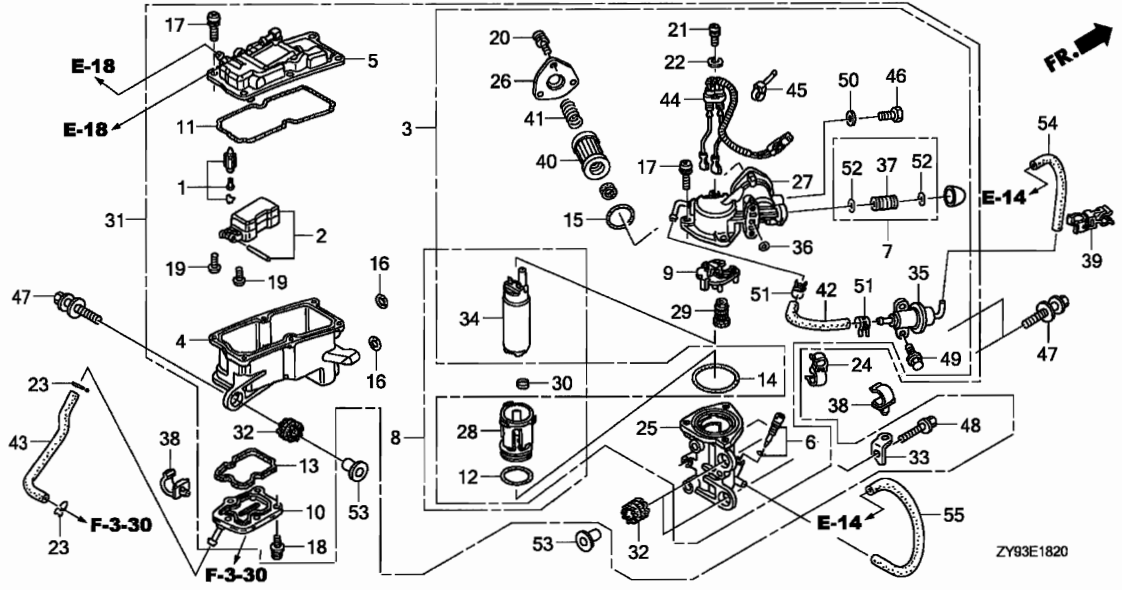
E 3



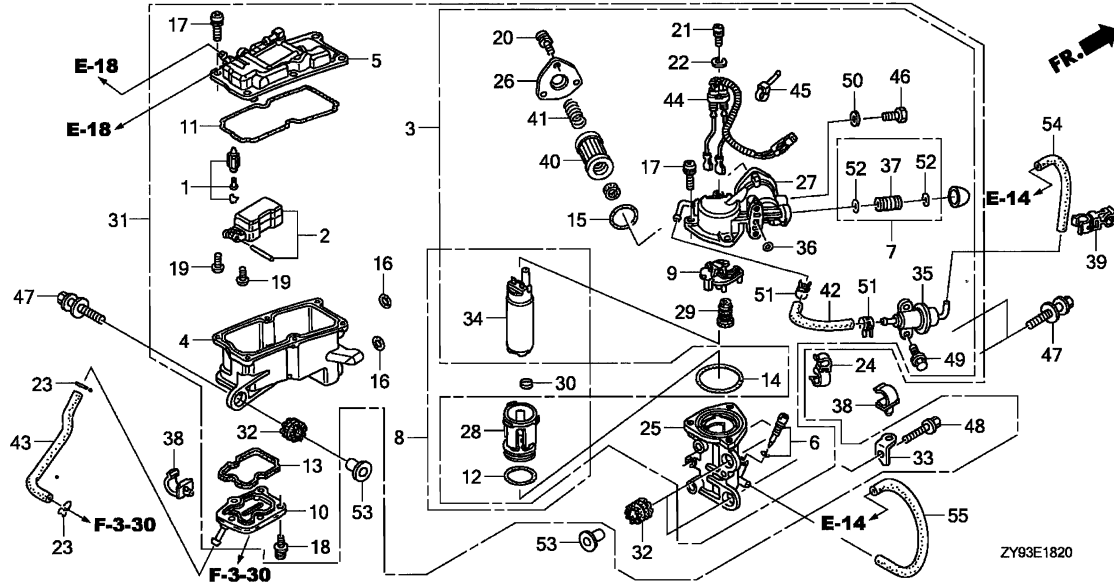
Ref. No.	L.O.N.	(Relative ref. Number) Description	F.R.T.
1		(2)	
	3121N1	VALVE SET, VAPOR SEPARATOR	
		FLOAT AND/OR FLOAT SET	1.2
3	3101C9	PUMP ASSEMBLY, VAPOR SEPARATOR	
		FUEL	1.1
4	3101A0	BODY, VAPOR SEPARATOR	1.3
10		(13)	
	1141J9	COVER, VAPOR SEPARATOR WATER JACKET	1.1
11		(5)	
	3101Q2	O-RING, VAPOR SEPARATOR PUMP COVER	1.1
25	3101U3	CASE, VAPOR SEPARATOR PUMP ...	1.3
28		(12)	
	3101Q3	INSULATOR, VAPOR SEPARATOR FUEL PUMP	1.3
31	3101D7	SEPARATOR, VAPOR	1.1
34	310125	PUMP, VAPOR SEPARATOR FUEL ...	1.3
35	3111D6	REGULATOR, FUEL PRESSURE	1.1
40		(15,41)	
	3101D5	SCREEN, FUEL STRAINER	1.3
44	6111C7	HARNES, VAPOR SEPARATOR	1.3

Ref. No.	Part No.	Description	Reqd. QTY		Serial No.	Parts catalogue code
			BF 75D KO	BF 90D KO		
1	16011-ZY3-A01	VALVE SET, FLOAT	1	1		
2	16013-ZY9-000	FLOAT SET	1	1		
3	16017-ZY9-010	UNIT SET, FUEL PUMP (A)	1	1		
4	16019-ZY9-003	BODY	1	1		
5	16020-ZY9-003	COVER COMP.	1	1		
6	16024-ZY3-000	SCREW SET, DRAIN	1	1		
7	16026-ZY3-000	JOINT SET	1	1		
8	16036-ZY9-000	UNIT SET, FUEL PUMP (B)	1	1		
9	16042-ZY9-003	HOLDER	1	1		
10	16061-ZY9-003	COVER, WATER JACKET	1	1		
11	16071-ZY9-003	O-RING	1	1		
12	16072-ZY3-000	O-RING	1	1		
13	16072-ZY9-003	O-RING	1	1		
14	16073-ZY3-000	O-RING	1	1		
15	16073-ZY9-003	O-RING	1	1		
16	16077-ZY3-000	O-RING	2	2		
17	16081-ZW5-010	SCREW-WASHER	9	9		
18	16081-ZY9-003	SCREW-WASHER	5	5		
19	16082-ZY3-000	SCREW, PAN	2	2		
20	16082-ZY9-003	SCREW-WASHER	3	3		
21	16083-ZY3-000	SCREW, WASHER	1	1		
22	16087-ZY3-000	WASHER, PLAIN	1	1		
23	16163-GHB-610	CLIP, TUBE (B6.5)	2	2		
24	16193-ZY3-A00	CLAMP, CHECK VALVE	1	1		
25	16701-ZY9-003	CASE, PUMP	1	1		

2



Ref. No.	Part No.	Description	Reqd. QTY		Serial No.	Parts catalogue code
			BF 75D KO	BF 90D KO		
26	16708-ZY9-003	COVER, PUMP (B)	1	1		
27	16715-ZY9-013	COVER, PUMP (A)	1	1		
28	16718-ZY6-013	INSULATOR COMP.	1	1		
29	16721-ZY9-003	INSULATOR	1	1		
30	16723-ZY6-003	RING	1	1		
31	16730-ZY9-013	SEPARATOR ASSY., VAPOR	1	1		
32	16733-ZY9-000	GROMMET, VAPOR SEPARATOR	3	3		
33	16734-ZY9-000	STAY, FUEL TUBE	1	1		
34	16735-ZW5-003	PUMP UNIT, FUEL	1	1		
35	16740-ZY9-003	REGULATOR ASSY., PRESSURE	1	1		
36	16741-PG7-005	O-RING, PRESSURE REGULATOR ..	1	1		
37	16752-ZY3-000	JOINT, FUEL PIPE	1	1		
38	16896-ZY9-003	CLAMP B, FUEL TUBE	2	2		
39	16898-ZY9-003	CLAMP D, FUEL TUBE	1	1		
40	16911-ZY3-010	SCREEN COMP., FUEL STRAINER ..	1	1		
41	16913-ZY9-003	SPRING, COMPRESSION	1	1		
42	17723-ZY9-003	HOSE, PRESSURE REGULATOR RETURN	1	1		
43	19255-ZY9-000	TUBE A, WATER	1	1		
44	32166-ZY9-013	HARNESS COMP.	1	1		
45	32168-ZW5-003	BAND	1	1		
46	90009-PP4-E01	BOLT, SEALING, 6MM	1	1		
47	90014-ZW1-000	BOLT-WASHER, 8X35	3	3		
48	90016-ZW9-000	BOLT, FLANGE, 6X25	3	3		
49	90021-ZY3-000	BOLT, FLANGE, 6X14	2	2		



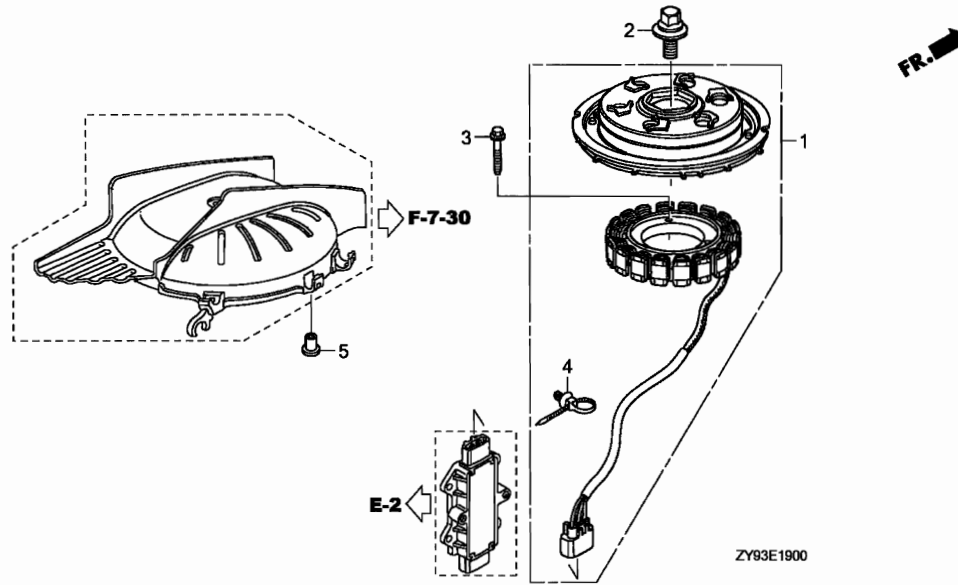
Ref. No.	Part No.	Description	Reqd. QTY		Serial No.	Parts catalogue code
			BF 75D KO	BF 90D KO		
50	90430-PD6-003	WASHER, SEALING, 6MM	1	1		
51	90601-ZW5-010	CLAMP, TUBE (D10.7)	2	2		
52	91301-MJ0-003	O-RING, 7.8X1.9(ARAI)	2	2		
53	91554-ZW1-000	COLLAR, 8.5X14.5	3	3		
54	95001-35120-40	TUBE, FUEL, 3.5X120 (95001-35001-60M)	1	1		
55	95003-11024-31	TUBE, VINYL, 5X9X240 (95003-11001-60M)	1	1		



E-19

A.C. GENERATOR

E 6



Ref. No.	L.O.N.	(Relative ref. Number) Description	F.R.T.
1	6131D5	ALTERNATOR	0.5

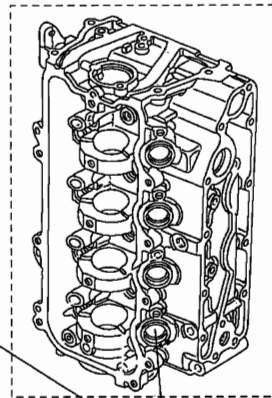
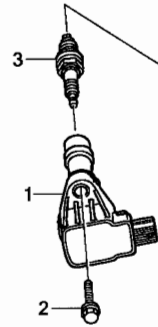
Ref. No.	Part No.	Description	Reqd. QTY		Serial No.	Parts catalogue code
			BF 75D KO	BF 90D KO		
1	31630-ZY9-003	GENERATOR ASSY., A.C.	1	1		
2	90017-PWA-G01	BOLT-WASHER, 14X36	1	1		
3	90123-ZV0-010	BOLT, FLANGE, 6X32	3	3		
4	91540-SOA-003	CLIP, HARNESS BAND (NATURAL) (96.9MM)	1	1		
5	91553-ZV5-010	COLLAR, C.D.I. UNIT CASE	1	1		

2

E-20

PLUG TOP COIL

E 7



FR. →

⇨ E-2

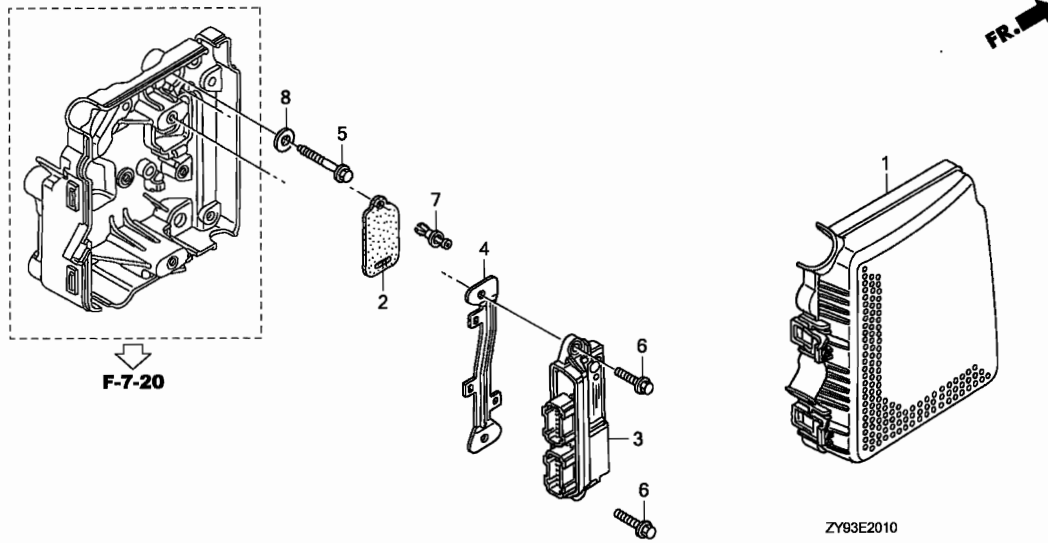
ZY93E2000

Ref. No.	L.O.N.	(Relative ref. Number) Description	F.R.T.
1	6141F1	COIL, DIRECT IGNITION	0.2
3	6141C1	PLUG, SPARK	0.1
		.INCLUDES: Spark plug check	
	6141F2	PLUG, SPARK :FOR 1 PRODUCT ...	0.4
		.INCLUDES: All spark plug check	

Ref. No.	Part No.	Description	Reqd. QTY		Serial No.	Parts catalogue code
			BF 75D KO	BF 90D KO		
1	30520-PWC-003	COIL ASSY., PLUG TOP	4	4		
2	90016-ZW9-000	BOLT, FLANGE, 6X25	4	4		
3	9807B-5617C	PLUG, SPARK (IZFR6K-11E)(NGK)	4	4		

2

2



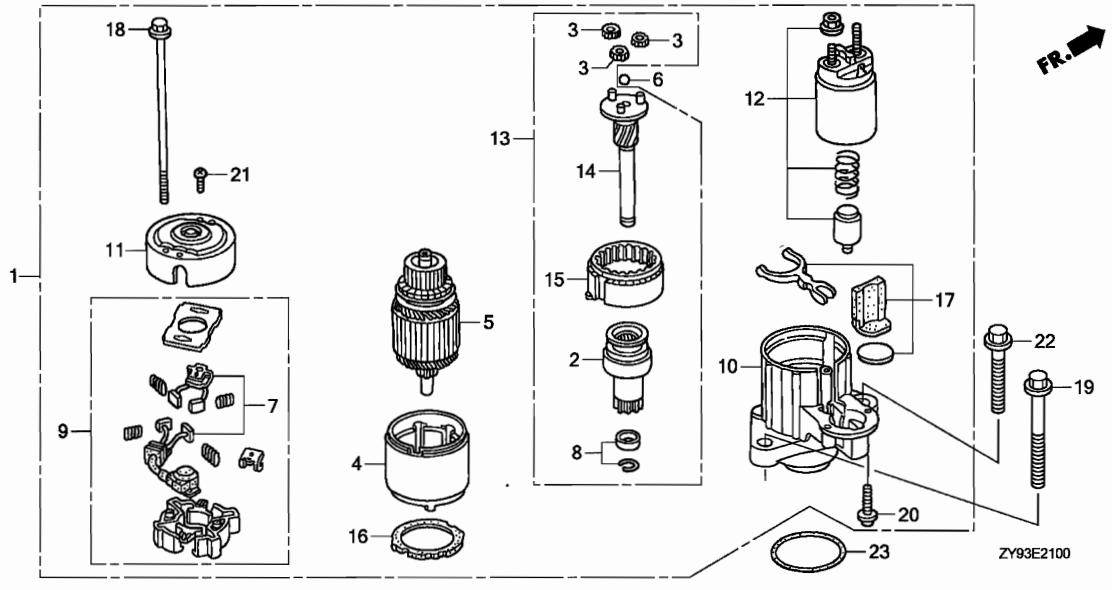
Ref. No.	L.O.N.	(Relative ref. Number) Description	F.R.T.
1	6221B0	COVER, ELECTRIC PARTS	0.1
3	6211A6	CONTROL UNIT, ELECTRONIC	0.5

Ref. No.	Part No.	Description	Reqd. QTY		Serial No.	Parts catalogue code
			BF 75D KO	BF 90D KO		
1	30421-ZY9-000	COVER, ELECTRONIC PARTS	1	1		
2	30424-ZY9-000	RUBBER, EARTH TERMINAL	1	1		
3	34750-ZY9-003	CONTROL UNIT, ELECTRONIC	1	-		
	34750-ZZ0-003	-	1		
4	34754-ZY9-000	BRACKET, ECU	1	1		
5	90015-ZV0-C10	BOLT, FLANGE, 6X28(CT200) ...	4	4		
6	90018-ZW5-000	BOLT, FLANGE, 6X20	2	2		
7	90127-ZV5-003	SCREW, RIVET, 5X10	1	1		
8	90404-ZY3-000	WASHER, PLAIN, 22X6X1.6	4	4		

E-21

STARTER MOTOR

E 9



Ref. No.	L.O.N.	(Relative ref. Number) Description	F.R.T.
1		(23)	
6121D5		MOTOR, STARTER	0.9
4		(16)	
6121D1		YOKE, STARTER	1.0
5	6121A0	ARMATURE, STARTER	1.0
7	6121A8	BRUSH SET, STARTER	1.1
9	6121B6	HOLDER, STARTER BRUSH	1.0
10	6121E1	BRACKET, STARTER :LOWER	1.0
12	6121C9	SWITCH, STARTER MAGNETIC	1.0
13		(3,6)	
6121C7		SHAFT, STARTER CLUTCH	1.0
15		(2,8,14)	
6121B4		GEAR, STARTER INTERNAL	1.2
17	6121E2	LEVER, STARTER	1.0

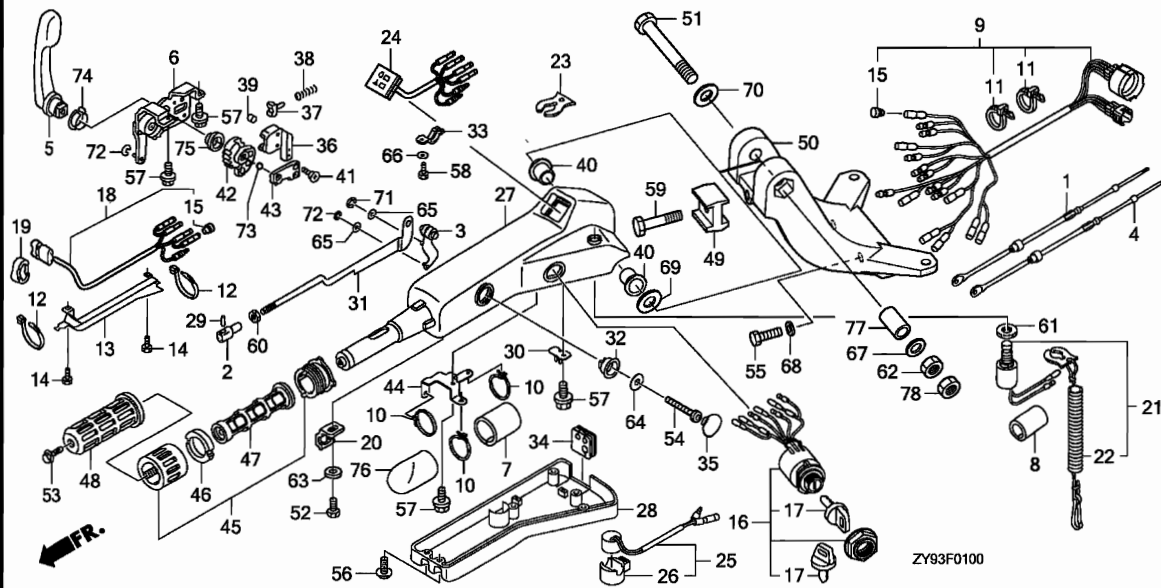
Ref. No.	Part No.	Description	Reqd. QTY		Serial No.	Parts catalogue code
			BF 75D KO	BF 90D KO		
1	31200-ZY9-003	MOTOR ASSY., STARTER	1	1		
2	31207-ZY3-003	CLUTCH COMP., OVERRUNNING	1	1		
3	31215-PY3-004	GEAR ASSY., PLANETARY	3	3		
4	31216-ZY9-003	YOKE COMP.	1	1		
5	31217-ZW1-004	ROTOR COMP.	1	1		
6	31218-PY3-004	BALL, STEEL	1	1		
7	31226-ZY9-003	BRUSH SET	1	1		
8	31229-ZW1-004	STOPPER SET, SLEEVE	1	1		
9	31231-ZY9-003	HOLDER COMP., BRUSH	1	1		
10	31235-ZY6-003	BRACKET, FR.	1	1		
11	31236-ZY6-003	BRACKET, RR.	1	1		
12	31240-ZY6-003	SWITCH ASSY., MAGNET	1	1		
13	31242-ZY6-003	SHAFT ASSY., CLUTCH	1	1		
14	31246-ZY3-003	SHAFT ASSY., GEAR	1	1		
15	31247-ZW1-004	GEAR ASSY., INTERNAL	1	1		
16	31249-ZW1-004	PACKING	1	1		
17	31250-ZW1-004	LEVER SET	1	1		
18	31261-ZW1-004	BOLT A, THROUGH	2	2		
19	90013-ZY6-000	BOLT, FLANGE, 10X75	1	1		
20	90106-ZW1-004	SCREW, PAN, 6X22(SPECIAL)	2	2		
21	90107-ZW1-004	SCREW, PAN, 5X8	2	2		
22	90159-ZW4-000	BOLT, FLANGE, 10X35	1	1		
23	91303-ZY3-000	O-RING, 59.4X3.1	1	1		

2

F-1

STEERING HANDLE

F 1



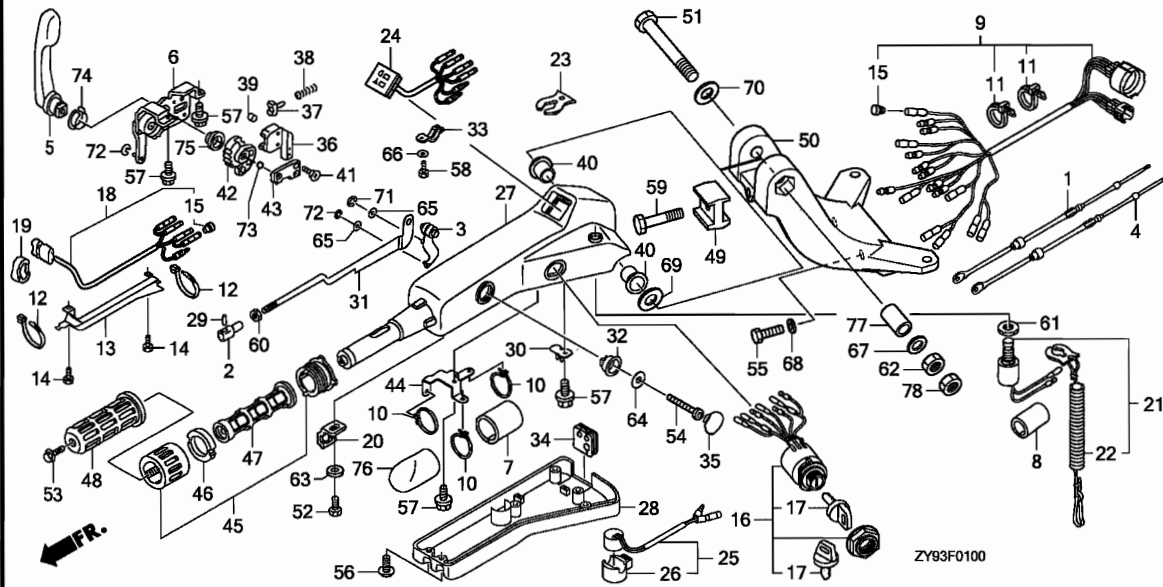
Ref. No.	L.O.N.	(Relative ref. Number) Description	F.R.T.
1	8111C8	CABLE, THROTTLE	0.5
4	8111F0	CABLE, SHIFT	0.5
5	2101L9	LEVER, SHIFT	0.1
6	5101N3	FRAME, SHIFT	0.8
9	6111G1	CABLE, LONG HANDLE	1.0
16	6151E1	SWITCH, COMBINATION	0.6
18	6161B0	SWITCH, POWER TRIM-TILT (STEERING HANDLE)	0.7
21	6151B8	SWITCH, EMERGENCY STOP	0.6
24	6161D9	LAMP, INDICATION (STEERING HANDLE)	0.7
25	6211C3	BUZZER, WARNING	0.5
27	5101G8	HOUSING, STEERING HANDLE	1.2
28	5101N4	COVER, STEERING HANDLE UNDER	0.4
40	5101G7	BUSH, STEERING HANDLE	0.3
42	5101N5	GEAR, STEERING HANDLE SHIFT (46,47)	0.9
45	8101D8	GRIP, THROTTLE FRICTION	0.1
48	8101S1	RUBBER, STEERING HANDLE GRIP	0.2
50	8101C2	BRACKET, STEERING HANDLE	0.5

3

Ref. No.	Part No.	Description	Reqd. QTY		Serial No.	Parts catalogue code
			BF 75D KO	BF 90D KO		
1	17910-ZY9-701	CABLE COMP., THROTTLE	1	1	-----	LHTD,LHTW
2	17917-ZW9-000	PIVOT, THROTTLE CABLE	(1)	(1)	-----	LRTD,LRTL,LRTU,LRTW,XRTD,XRTL,XRTU,XRTW
3	17931-ZW4-H01	ARM, THROTTLE	1	1	-----	LHTD,LHTW
4	24590-ZY9-701	CABLE COMP., SHIFT	(1)	(1)	-----	LRTD,LRTL,LRTU,LRTW,XRTD,XRTL,XRTU,XRTW
5	24614-ZW4-H01	LEVER, SHIFT	1	1	-----	LHTD,LHTW
6	24615-ZW4-H01	FRAME ASSY., SHIFT	(1)	(1)	-----	LRTD,LRTL,LRTU,LRTW,XRTD,XRTL,XRTU,XRTW
7	32533-ZW4-H01	TUBE (38.1X40)	1	1	-----	LHTD,LHTW
8	32534-ZY9-A01	TUBE	(1)	(1)	-----	LRTD,LRTL,LRTU,LRTW,XRTD,XRTL,XRTU,XRTW
9	32538-ZY9-A01	CABLE ASSY., LONG HANDLE (A)	1	1	-----	LHTD,LHTW
10	32543-ZW4-H01	BAND (CONVEX CV-150)	3	3	-----	LHTD,LHTW
11	32544-ZW4-H01	BAND (CONVEX CV-200)	(2)	(2)	-----	LRTD,LRTL,LRTU,LRTW,XRTD,XRTL,XRTU,XRTW
12	32547-ZW4-H01	BAND (CONVEX)	2	2	-----	LHTD,LHTW
13	32548-ZW4-H01	COVER, WIRE	(2)	(2)	-----	LRTD,LRTL,LRTU,LRTW,XRTD,XRTL,XRTU,XRTW
			1	1	-----	LHTD,LHTW
			(1)	(1)	-----	LRTD,LRTL,LRTU,LRTW,XRTD,XRTL,XRTU,XRTW

Ref. No.	Part No.	Description	Reqd. QTY		Serial No.	Parts catalogue code
			BF 75D KO	BF 90D KO		
14	32549-ZW4-H01	SCREW	2	2	-----	LHTD,LHTW
			(2)	(2)	-----	LRTD,LRTL,LRTU,LRTW,XRTD,XRTL,XRTU,XRTW
15	32823-ZV5-003	PLUG, INNER CONNECTOR	13	13	-----	LHTD,LHTW
			(13)	(13)	-----	LRTD,LRTL,LRTU,LRTW,XRTD,XRTL,XRTU,XRTW
16	35100-ZW4-H01	SWITCH ASSY., COMBINATION ...	1	1	-----	LHTD,LHTW
			(1)	(1)	-----	LRTD,LRTL,LRTU,LRTW,XRTD,XRTL,XRTU,XRTW
17	35110-ZV5-003	KEY ASSY., COMBINATION SWITCH	2	2	-----	LHTD,LHTW
			(2)	(2)	-----	LRTD,LRTL,LRTU,LRTW,XRTD,XRTL,XRTU,XRTW
18	35640-ZW4-H11	SWITCH ASSY., POWER TILT	1	1	-----	LHTD,LHTW
			(1)	(1)	-----	LRTD,LRTL,LRTU,LRTW,XRTD,XRTL,XRTU,XRTW
19	35643-ZW4-H01	GROMMET	1	1	-----	LHTD,LHTW
			(1)	(1)	-----	LRTD,LRTL,LRTU,LRTW,XRTD,XRTL,XRTU,XRTW
20	35645-ZW4-H01	HOLDER, SWITCH	1	1	-----	LHTD,LHTW
			(1)	(1)	-----	LRTD,LRTL,LRTU,LRTW,XRTD,XRTL,XRTU,XRTW
21	36180-ZV5-023	SWITCH ASSY., EMERGENCY STOP	1	1	-----	LHTD,LHTW
			(1)	(1)	-----	LRTD,LRTL,LRTU,LRTW,XRTD,XRTL,XRTU,XRTW
22	36182-ZV4-651	CORD COMP., EMERGENCY	1	1	-----	LHTD,LHTW
			(1)	(1)	-----	LRTD,LRTL,LRTU,LRTW,XRTD,XRTL,XRTU,XRTW
23	36187-ZV4-652	CLIP, EMERGENCY LOCK	1	1	-----	LHTD,LHTW
			(1)	(1)	-----	LRTD,LRTL,LRTU,LRTW,XRTD,XRTL,XRTU,XRTW
24	37210-ZY9-A01	LAMP ASSY., INDICATOR	1	1	-----	LHTD,LHTW
			(1)	(1)	-----	LRTD,LRTL,LRTU,LRTW,XRTD,XRTL,XRTU,XRTW
25	38400-ZY9-A00	BUZZER ASSY., WARNING	1	1	-----	LHTD,LHTW
			(1)	(1)	-----	LRTD,LRTL,LRTU,LRTW,XRTD,XRTL,XRTU,XRTW
26	38402-ZY9-A00	SUSPENSION, WARNING BUZZER ..	1	1	-----	LHTD,LHTW
			(1)	(1)	-----	LRTD,LRTL,LRTU,LRTW,XRTD,XRTL,XRTU,XRTW
27	53101-ZY9-A01ZA	HOUSING *NH282MU* OYSTER SILVER METALLIC-U	1	1	-----	LHTD,LHTW
			(1)	(1)	-----	LRTD,LRTL,LRTU,LRTW,XRTD,XRTL,XRTU,XRTW
28	53102-ZY9-A01	COVER, STEERING HANDLE UNDER	1	1	-----	LHTD,LHTW
			(1)	(1)	-----	LRTD,LRTL,LRTU,LRTW,XRTD,XRTL,XRTU,XRTW
29	53103-ZW9-000	PIN, THROTTLE CABLE	1	1	-----	LHTD,LHTW
			(1)	(1)	-----	LRTD,LRTL,LRTU,LRTW,XRTD,XRTL,XRTU,XRTW
30	53104-ZW4-H01	BRACKET, CABLE	1	1	-----	LHTD,LHTW
			(1)	(1)	-----	LRTD,LRTL,LRTU,LRTW,XRTD,XRTL,XRTU,XRTW
31	53105-ZY9-A01	PLATE ASSY., LOCK	1	1	-----	LHTD,LHTW
			(1)	(1)	-----	LRTD,LRTL,LRTU,LRTW,XRTD,XRTL,XRTU,XRTW
32	53106-ZW4-H01	STOPPER	1	1	-----	LHTD,LHTW
			(1)	(1)	-----	LRTD,LRTL,LRTU,LRTW,XRTD,XRTL,XRTU,XRTW
33	53107-ZW4-H01	PLATE, GUIDE	1	1	-----	LHTD,LHTW
			(1)	(1)	-----	LRTD,LRTL,LRTU,LRTW,XRTD,XRTL,XRTU,XRTW
34	53108-ZY9-A00	GROMMET	1	1	-----	LHTD,LHTW
			(1)	(1)	-----	LRTD,LRTL,LRTU,LRTW,XRTD,XRTL,XRTU,XRTW
35	53109-ZW4-H01	CAP	1	1	-----	LHTD,LHTW
			(1)	(1)	-----	LRTD,LRTL,LRTU,LRTW,XRTD,XRTL,XRTU,XRTW
36	53112-ZW4-H01	GUIDE, SPRING	1	1	-----	LHTD,LHTW
			(1)	(1)	-----	LRTD,LRTL,LRTU,LRTW,XRTD,XRTL,XRTU,XRTW
37	53113-ZW4-H01	ACTUATOR	1	1	-----	LHTD,LHTW
			(1)	(1)	-----	LRTD,LRTL,LRTU,LRTW,XRTD,XRTL,XRTU,XRTW
38	53114-ZW4-H01	SPRING, COIL	1	1	-----	LHTD,LHTW
			(1)	(1)	-----	LRTD,LRTL,LRTU,LRTW,XRTD,XRTL,XRTU,XRTW

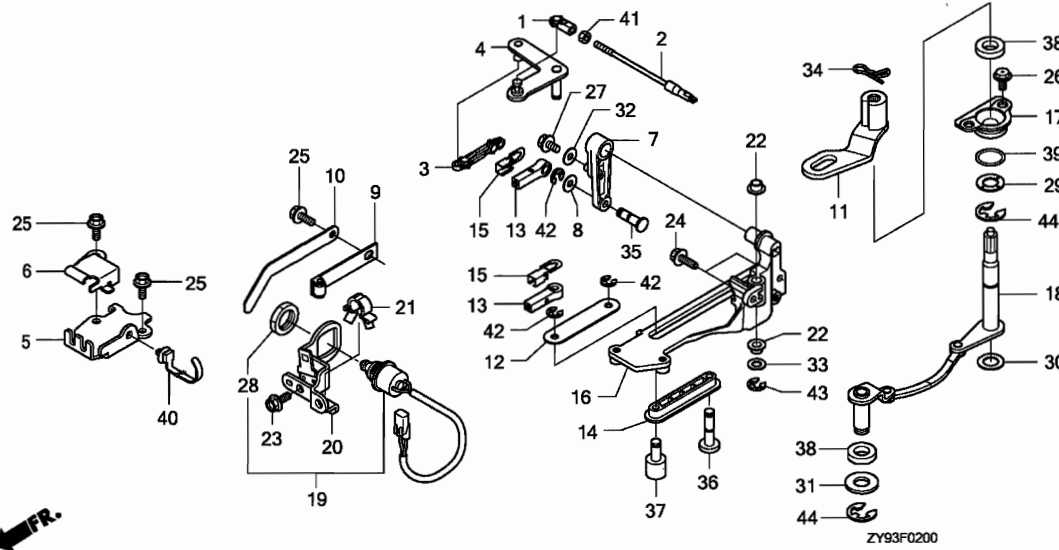




3

Ref. No.	Part No.	Description	Reqd. QTY		Serial No.	Parts catalogue code
			BF 75D KO	BF 90D KO		
39	53116-ZW4-H01	ROLLER	1	1	-----	LHTD,LHTW
40	53116-ZW4-H11	BUSH, STEERING HANDLE	(1)	(1)	-----	LRTD,LRTL,LRTU,LRTW,XRTD,XRTL,XRTU,XRTW
			2	2	-----	LHTD,LHTW
			(2)	(2)	-----	LRTD,LRTL,LRTU,LRTW,XRTD,XRTL,XRTU,XRTW
41	53117-ZW4-H01	SCREW (M5X14)	2	2	-----	LHTD,LHTW
			(2)	(2)	-----	LRTD,LRTL,LRTU,LRTW,XRTD,XRTL,XRTU,XRTW
42	53118-ZW4-H01	GEAR, SHIFT	1	1	-----	LHTD,LHTW
43	53119-ZW4-H01	PLATE, BALL GUIDE	(1)	(1)	-----	LRTD,LRTL,LRTU,LRTW,XRTD,XRTL,XRTU,XRTW
			1	1	-----	LHTD,LHTW
			(1)	(1)	-----	LRTD,LRTL,LRTU,LRTW,XRTD,XRTL,XRTU,XRTW
44	53121-ZW4-H01	BRACKET	1	1	-----	LHTD,LHTW
			(1)	(1)	-----	LRTD,LRTL,LRTU,LRTW,XRTD,XRTL,XRTU,XRTW
45	53130-ZW9-000	GRIP ASSY., THROTTLE FRICTION	1	1	-----	LHTD,LHTW
			(1)	(1)	-----	LRTD,LRTL,LRTU,LRTW,XRTD,XRTL,XRTU,XRTW
46	53133-ZW9-000	PAD, THROTTLE FRICTION	1	1	-----	LHTD,LHTW
			(1)	(1)	-----	LRTD,LRTL,LRTU,LRTW,XRTD,XRTL,XRTU,XRTW
47	53141-ZW4-H00	PIPE, GRIP	1	1	-----	LHTD,LHTW
			(1)	(1)	-----	LRTD,LRTL,LRTU,LRTW,XRTD,XRTL,XRTU,XRTW
48	53165-ZW9-000	RUBBER, GRIP	1	1	-----	LHTD,LHTW
			(1)	(1)	-----	LRTD,LRTL,LRTU,LRTW,XRTD,XRTL,XRTU,XRTW
49	53232-ZY9-A00	BLOCK, HEIGHT ADJUSTER	1	1	-----	LHTD,LHTW
			(1)	(1)	-----	LRTD,LRTL,LRTU,LRTW,XRTD,XRTL,XRTU,XRTW
50	53233-ZY9-A00ZA	BRACKET B, STEERING	1	1	-----	LHTD,LHTW
	NH282MU	OYSTER SILVER METALLIC-U	(1)	(1)	-----	LRTD,LRTL,LRTU,LRTW,XRTD,XRTL,XRTU,XRTW

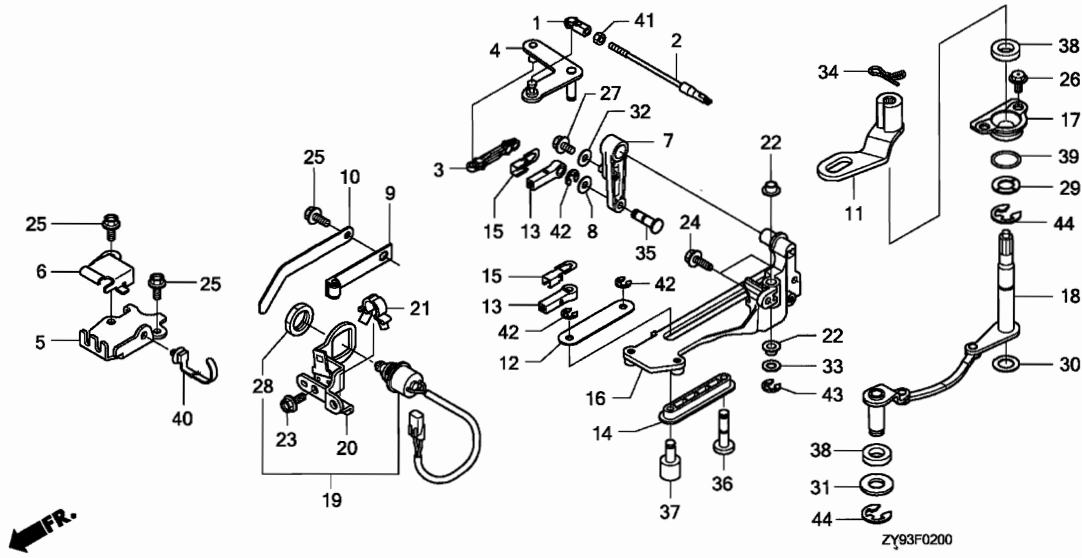
Ref. No.	Part No.	Description	Reqd. QTY		Serial No.	Parts catalogue code
			BF 75D KO	BF 90D KO		
51	90101-ZW4-H00	BOLT, HEX., 12X80	1	1	-----	LHTD,LHTW
			(1)	(1)	-----	LRTD,LRTL,LRTU,LRTW,XRTD,XRTL,XRTU,XRTW
52	90102-ZW4-H01	BOLT (M5X8)	1	1	-----	LHTD,LHTW
			(1)	(1)	-----	LRTD,LRTL,LRTU,LRTW,XRTD,XRTL,XRTU,XRTW
53	90102-ZW9-000	BOLT, FLANGE, 6X12	1	1	-----	LHTD,LHTW
			(1)	(1)	-----	LRTD,LRTL,LRTU,LRTW,XRTD,XRTL,XRTU,XRTW
54	90103-ZW4-H01	BOLT (M8X50)	1	1	-----	LHTD,LHTW
			(1)	(1)	-----	LRTD,LRTL,LRTU,LRTW,XRTD,XRTL,XRTU,XRTW
55	90103-ZY3-000	BOLT, HEX., 10X32	2	2	-----	LHTD,LHTW
			(2)	(2)	-----	LRTD,LRTL,LRTU,LRTW,XRTD,XRTL,XRTU,XRTW
56	90104-ZW4-H01	BOLT (M5X12)	6	6	-----	LHTD,LHTW
			(6)	(6)	-----	LRTD,LRTL,LRTU,LRTW,XRTD,XRTL,XRTU,XRTW
57	90105-ZW4-H01	BOLT (M6X12)	4	4	-----	LHTD,LHTW
			(4)	(4)	-----	LRTD,LRTL,LRTU,LRTW,XRTD,XRTL,XRTU,XRTW
58	90106-ZW4-H01	BOLT (M5X12)	3	3	-----	LHTD,LHTW
			(3)	(3)	-----	LRTD,LRTL,LRTU,LRTW,XRTD,XRTL,XRTU,XRTW
59	90118-HW1-670	BOLT, FLANGE, 8X28	1	1	-----	LHTD,LHTW
			(1)	(1)	-----	LRTD,LRTL,LRTU,LRTW,XRTD,XRTL,XRTU,XRTW
60	90301-ZW4-H01	NUT, HEX., 5MM	1	1	-----	LHTD,LHTW
			(1)	(1)	-----	LRTD,LRTL,LRTU,LRTW,XRTD,XRTL,XRTU,XRTW
61	90302-921-000	NUT, HEX., 16MM	1	1	-----	LHTD,LHTW
			(1)	(1)	-----	LRTD,LRTL,LRTU,LRTW,XRTD,XRTL,XRTU,XRTW
62	90303-ZW4-H00	NUT, HEX., 12MM	1	1	-----	LHTD,LHTW
			(1)	(1)	-----	LRTD,LRTL,LRTU,LRTW,XRTD,XRTL,XRTU,XRTW
63	90501-ZW4-H01	WASHER, 5MM	1	1	-----	LHTD,LHTW
			(1)	(1)	-----	LRTD,LRTL,LRTU,LRTW,XRTD,XRTL,XRTU,XRTW
64	90502-ZW4-H01	WASHER, 8MM	1	1	-----	LHTD,LHTW
			(1)	(1)	-----	LRTD,LRTL,LRTU,LRTW,XRTD,XRTL,XRTU,XRTW
65	90503-ZW4-H01	WASHER, 10MM	2	2	-----	LHTD,LHTW
			(2)	(2)	-----	LRTD,LRTL,LRTU,LRTW,XRTD,XRTL,XRTU,XRTW
66	90504-ZW4-H01	WASHER, 5MM	3	3	-----	LHTD,LHTW
			(3)	(3)	-----	LRTD,LRTL,LRTU,LRTW,XRTD,XRTL,XRTU,XRTW
67	90506-ZV1-000	WASHER, WAVE, 14MM	1	1	-----	LHTD,LHTW
			(1)	(1)	-----	LRTD,LRTL,LRTU,LRTW,XRTD,XRTL,XRTU,XRTW
68	90514-ZV4-000	WASHER, 10MM	2	2	-----	LHTD,LHTW
			(2)	(2)	-----	LRTD,LRTL,LRTU,LRTW,XRTD,XRTL,XRTU,XRTW
69	90552-ZV5-000	WASHER, PLAIN, 12MM	1	1	-----	LHTD,LHTW
			(1)	(1)	-----	LRTD,LRTL,LRTU,LRTW,XRTD,XRTL,XRTU,XRTW
70	90559-ZV5-000	WASHER, PLAIN, 12MM	1	1	-----	LHTD,LHTW
			(1)	(1)	-----	LRTD,LRTL,LRTU,LRTW,XRTD,XRTL,XRTU,XRTW
71	90651-ZW4-H01	E-RING	1	1	-----	LHTD,LHTW
			(1)	(1)	-----	LRTD,LRTL,LRTU,LRTW,XRTD,XRTL,XRTU,XRTW
72	90652-ZW4-H01	E-RING	2	2	-----	LHTD,LHTW
			(2)	(2)	-----	LRTD,LRTL,LRTU,LRTW,XRTD,XRTL,XRTU,XRTW
73	90951-ZY9-A01	BALL, STEEL	1	1	-----	LHTD,LHTW
			(1)	(1)	-----	LRTD,LRTL,LRTU,LRTW,XRTD,XRTL,XRTU,XRTW
74	91051-ZW4-H01	BEARING	1	1	-----	LHTD,LHTW
			(1)	(1)	-----	LRTD,LRTL,LRTU,LRTW,XRTD,XRTL,XRTU,XRTW
75	91052-ZW4-H01	BEARING	1	1	-----	LHTD,LHTW
			(1)	(1)	-----	LRTD,LRTL,LRTU,LRTW,XRTD,XRTL,XRTU,XRTW
76	91451-ZY9-A00	TUBE, CORD, 40MM	1	1	-----	LHTD,LHTW
			(1)	(1)	-----	LRTD,LRTL,LRTU,LRTW,XRTD,XRTL,XRTU,XRTW
77	91552-ZW4-H00	COLLAR, DISTANCE, 12.2X23X16	1	1	-----	LHTD,LHTW
			(1)	(1)	-----	LRTD,LRTL,LRTU,LRTW,XRTD,XRTL,XRTU,XRTW
78	94002-12490-0S	NUT, HEX., 12MM	1	1	-----	LHTD,LHTW
			(1)	(1)	-----	LRTD,LRTL,LRTU,LRTW,XRTD,XRTL,XRTU,XRTW



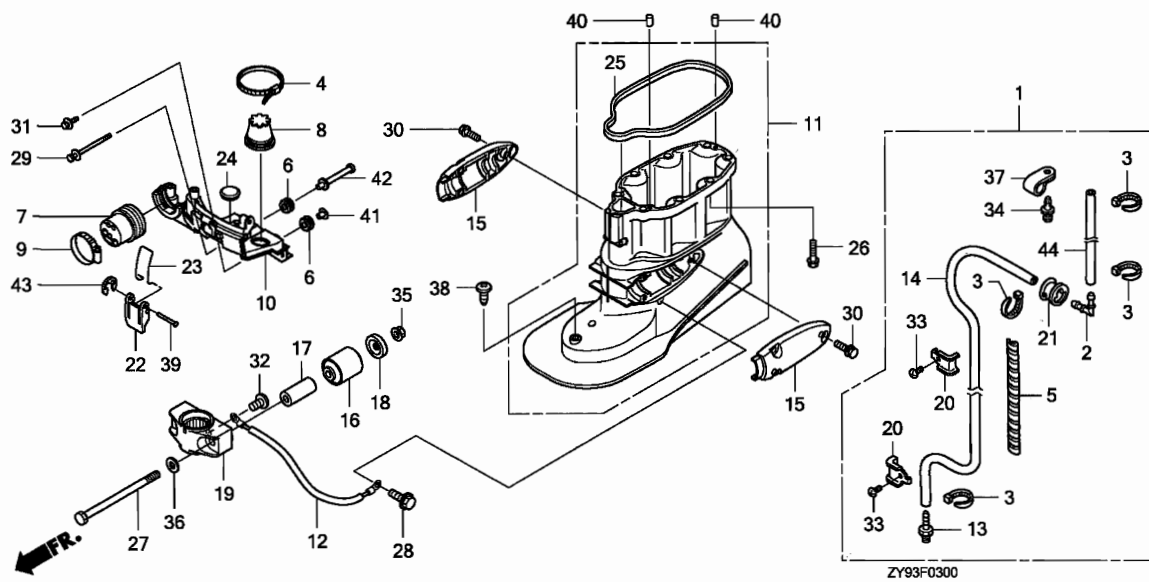
Ref. No.	L.O.N.	(Relative ref. Number) Description	F.R.T.
2	8101R4	ROD, THROTTLE	0.3
3	8101R8	LINK, THROTTLE	0.1
7	8101A7	ARM, THROTTLE	0.2
9	(10)		
	2101Q4	SPRING, CLICK	0.2
11	2101A5	ARM, SHAFT SHIFT	0.6
16	2101D0	BRACKET, SHIFT LINK	0.7
17	8101S2	HOLDER, SHIFT SHAFT SEAL	0.7
18	2091G8	SHAFT, SHIFT	0.6
19	6151E2	SWITCH, NEUTRAL	0.6
38	2091K6	WATER SEAL, SHIFT SHAFT :UPPER	0.7
	2091K7	WATER SEAL, SHIFT SHAFT :LOWER	0.6

3

Ref. No.	Part No.	Description	Reqd. QTY		Serial No.	Parts catalogue code
			BF 75D KO	BF 90D KO		
1	17838-ZV5-000	LINKAGE, PIVOT	1	1		
2	17840-ZY9-000	ROD COMP., THROTTLE	1	1		
3	17845-ZY6-000	LINK, THROTTLE	1	1		
4	17860-ZY9-000	PLATE COMP., THROTTLE	1	1		
5	17877-ZY9-000	PLATE, REMOTE CONTROL CABLE	1	1		
6	17878-ZY9-000	COVER, REMOTE CONTROL CABLE	1	1		
7	17931-ZY6-000	ARM, THROTTLE	1	1		
8	17936-921-000	WASHER, PIVOT	1	1		
9	24210-ZW1-010	SPRING COMP., CLICK	1	1		
10	24221-ZY9-000	SPRING, CLICK ASSIST	1	1		
11	24612-ZY9-000	ARM, SHIFT	1	1		
12	24614-ZY9-000	PLATE, SHIFT PIVOT	1	1		
13	24618-ZY3-000	PIVOT, SHIFT	2	2		
14	24618-ZY9-000	PIVOT, SHIFT SLIDE	1	1		
15	24619-ZY3-000	PLATE, LOCK	2	2		
16	24628-ZY9-000	BRACKET, SHIFT LINK	1	1		
17	24629-ZW1-000	HOLDER, SEAL	1	1		
18	24630-ZY9-000	SHAFT COMP., SHIFT	1	1		
19	35470-ZY9-003	SWITCH ASSY., NEUTRAL	1	1		
20	35475-ZY9-000	BRACKET, NEUTRAL SWITCH	1	1		
21	46391-VM0-003	CLIP, BRAKE PIPE (A)	1	1		
22	63205-ZY3-000	BUSH A, COVER LOCK	2	2		
23	90011-ZW9-000	BOLT, FLANGE, 6X14(CT200)	1	1		
24	90017-ZV0-C10	BOLT, FLANGE, 6X18(CT200)	2	2		
25	90017-ZY3-000	BOLT, FLANGE, 6X16	3	3		



Ref. No.	Part No.	Description	Reqd. QTY		Serial No.	Parts catalogue code
			BF 75D KO	BF 90D KO		
26	90023-ZW5-000	BOLT, FLANGE, 6X11	2	2		
27	90056-ZY3-000	BOLT, FLANGE, 6X12	1	1		
28	90302-ZV5-003	NUT, HEX., 20MM	1	1		
29	90429-GET-000	WASHER, SIDE, 14MM	1	1		
30	90501-ZW5-000	WASHER, SHIFT SHAFT	1	1		
31	90508-ZV7-000	WASHER	1	1		
32	90508-ZY3-000	WASHER, PLAIN, 6MM	1	1		
33	90518-921-000	WASHER, PLAIN, 8MM	1	1		
34	90705-SD2-931	PIN, SNAP, 6MM	1	1		
35	90751-ZY3-000	PIN, LINK	1	1		
36	90752-ZY6-000	PIN, SHIFT LINK	1	1		
37	90753-ZY6-000	PIN, LINK	1	1		
38	91255-ZV4-651	WATER SEAL, 14X26X6	2	2		
39	91305-KF0-003	O-RING, 27X2 (ARAI)	1	1		
40	91540-STK-003	CLIP, HARNESS BAND (BLACK) (155.8MM)	1	1		
41	94001-05490-0S	NUT, HEX., 5MM	1	1		
42	94540-04029	E-RING, 4MM	3	3		
43	94540-06029	E-RING, 6MM	1	1		
44	94540-12029	E-RING, 12MM	2	2		



Ref. No.	L.O.N.	(Relative ref. Number) Description	F.R.T.
7	8101BC	GROMMET, STEERING HANDLE CABLE	0.3
10	4101W8	BRACKET, UNDER COVER :FRONT (25)	0.9
11	2191B2	CASE, EXTENSION	1.9
15	4141S0	HOUSING, LOWER MOUNTING :LEFT	0.1
	4141S1	HOUSING, LOWER MOUNTING :RIGHT	0.1
16	4101Y4	RUBBER, LOWER MOUNTING :LEFT	0.3
	4101Y4A	.Replace one add	0.1
	4101Y5	RUBBER, LOWER MOUNTING :RIGHT	0.3
	4101Y5A	.Replace one add	0.1
19	4101R1	RUBBER, LOWER CENTER MOUNTING	2.7

3

Ref. No.	Part No.	Description	Reqd. QTY		Serial No.	Parts catalogue code
			BF 75D KO	BF 90D KO		
1	06411-ZY9-000	TUBE KIT, SPEED SENSOR	(1)	(1)		
2	17357-GE1-670	JOINT A, BREATHER	(1)	(1)		
3	32161-KM3-003	BAND, WIRE	(4)	(4)		
4	35701-MG9-950	BAND	1	1		
5	36104-ZY6-003	TUBE, SPIRAL	(1)	(1)		
6	40102-ZV5-000	GROMMET, UNDER CASE	3	3		
7	40105-ZY9-A00	GROMMET, STEERING HANDLE CABLE	1	1	-----	LHTD,LHTW
	40105-ZY9-000	GROMMET, REMOTE CONTROL CABLE	1	1	-----	LRTD,LRTL,LRTU,LRTW,XRTD,XRTL,XRTU,XRTW
8	40107-ZW1-700	GROMMET, UNDER CASE (C)	1	1		
9	40119-ZY3-003	BAND, UNDER CASE GROMMET	1	1		
10	40154-ZY9-000ZA	BRACKET, FR. UNDER COVER				
	NH282MU	OYSTER SILVER METALLIC-U	1	1		
11	40200-ZY9-000ZA	CASE COMP., EXTENSION (L)				
	NH282MU	OYSTER SILVER METALLIC-U	1	1		
12	40219-ZY6-023	WIRE, LEAD (1.5X137MM)	1	1		
13	41172-ZV5-000	NIPPLE, SENSOR	(1)	(1)		
14	41173-ZY9-000	TUBE, SPEED SENSOR	(1)	(1)		
15	50111-ZY9-000ZA	HOUSING, LOWER MOUNTING				
	NH282MU	OYSTER SILVER METALLIC-U	2	2		
16	50155-ZZ0-000	MOUNT COMP., LOWER RUBBER	2	2		
17	50156-ZY9-000	COLLAR, LOWER MOUNTING	2	2		
18	50157-ZY9-000	STOPPER, LOWER MOUNT	2	2		

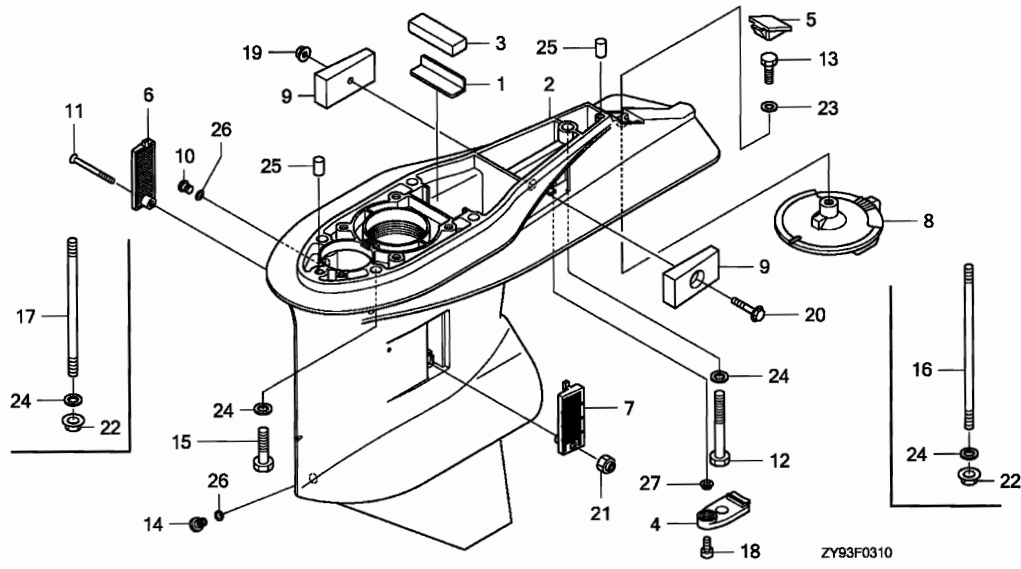
Ref. No.	Part No.	Description	Reqd. QTY		Serial No.	Parts catalogue code
			BF 75D KO	BF 90D KO		
19	50161-ZW1-020ZA	HOUSING, LOWER CENTER MOUNTING *NH282MU*				
		OYSTER SILVER METALLIC-U	1	1		
20	50209-ZY6-000	PLATE, SPEED SENSOR TUBE	(2)	(2)		
21	56118-ZY6-000	BUSH, MOTOR CODE	(1)	(1)		
22	63232-ZY9-000	LEVER, FASTENER	1	1		
23	63237-ZY9-000	WIRE, FASTENER	1	1		
24	63515-ZC0-700	CAP, L. SIDE COVER	1	1		
25	63702-ZV5-000	RUBBER, UNDER COVER	1	1		
26	90002-ZY6-000	BOLT, FLANGE, 10X40	8	8		
27	90102-ZY9-000	BOLT, HEX., 12X186	2	2		
28	90103-ZW9-000	BOLT, FLANGE, 6X12	1	1		
29	90104-ZY9-000	BOLT-WASHER, 6X95	1	1		
30	90105-ZY6-000	BOLT-WASHER, 8X30	6	6		
31	90105-ZY9-000	BOLT-WASHER, 6X27	2	2		
32	90119-ZV5-000	SCREW, PAN, 6X8	1	1		
33	90119-ZV5-000	SCREW, PAN, 6X8	(2)	(2)		
34	90127-ZV5-003	SCREW, RIVET, 5X10	(1)	(1)		
35	90302-ZW5-003	NUT, FLANGE, 12MM	2	2		
36	90559-ZW1-000	WASHER, PLAIN, 12MM	2	2		
37	90628-750-000	CLIP (14MM)	(1)	(1)		
38	90671-SED-003	CLIP, FLOOR LID, 7MM	1	1		
39	90754-ZY9-000	PIN, 5X44.5	1	1		
40	90756-ZV5-000	DOWEL PIN, 6X10	2	2		
41	91553-ZV5-010	COLLAR, C.D.I. UNIT CASE	2	2		
42	91553-ZY9-000	COLLAR, FR. BRACKET	1	1		
43	94540-04029	E-RING, 4MM	1	1		
44	95005-50950-30	TUBE, 5X950(95005-50001-30M)	(1)	(1)		



F-3-10

GEAR CASE

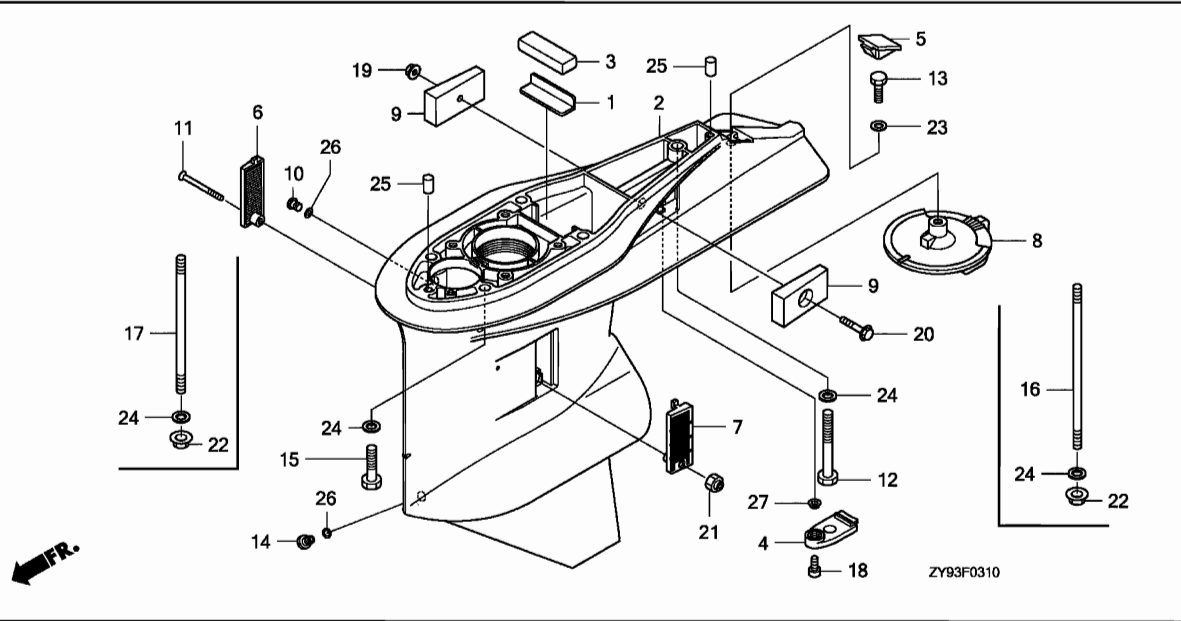
F 9



Ref. No.	L.O.N.	(Relative ref. Number) Description	F.R.T.
2	2101D7	CASE, GEAR	1.6
6	4131H6	SCREEN, WATER :RIGHT	0.1
7	4131H5	SCREEN, WATER :LEFT	0.1
8	4131J2	TAB, TRIM	0.1
9	2101Y2	METAL, GEAR CASE ANODE :LEFT .	0.1
		.NOTE: Same time for two units	
	2101Y3	METAL, GEAR CASE ANODE :RIGHT	0.1
		.NOTE: Same time for two units	

3

Ref. No.	Part No.	Description	Reqd. QTY		Serial No.	Parts catalogue code
			BF 75D KO	BF 90D KO		
1	19286-ZW1-B00	PLATE, RUBBER SETTING	1	1		
2	41101-ZZ0-000ZA	CASE, GEAR *NH282MU* OYSTER SILVER METALLIC-U	1	1		
3	41102-ZW1-B00	GROMMET, GEAR CASE	1	1		
4	41102-ZZ0-000	COVER B, GEAR CASE	1	1		
5	41103-ZZ0-000	GROMMET, GEAR CASE	1	1		
6	41104-ZZ0-000	SCREEN, R. WATER	1	1		
7	41105-ZZ0-000	SCREEN, L. WATER	1	1		
8	41107-ZZ0-000ZA	TAB, TRIM *NH282MU* OYSTER SILVER METALLIC-U	1	1		
9	41109-ZW1-B00	METAL COMP., ANODE	2	2		
10	90101-ZW9-003	BOLT, OIL CHECK	1	1		
11	90101-ZZ0-000	SCREW, FLAT, 5X55	1	1		
12	90104-ZW1-900	BOLT, HEX., 10X80	1	1	-----	LHTD,LHTW,LRTD,LRTL,LRTU,LRTW
13	90115-ZV5-000	BOLT, HEX., 8X25	1	1		
14	90120-ZY3-000	BOLT, DRAIN PLUG	1	1		
15	90123-ZV5-010	BOLT, HEX., 10X40	4	4	-----	LHTD,LHTW,LRTD,LRTL,LRTU,LRTW
16	90124-ZW1-910	BOLT, STUD (10X202)	1	1	-----	XRTD,XRTL,XRTU,XRTW
17	90125-ZW1-910	BOLT, STUD (10X164)	4	4	-----	XRTD,XRTL,XRTU,XRTW
18	90133-ZY3-000	BOLT, SOCKET, 6X16	1	1		
19	90205-ZY1-000	NUT, SELF-LOCK, 6MM	1	1		
20	90225-HW1-670	BOLT, FLANGE, 6X35	1	1		
21	90302-ZV4-000	NUT, SELF-LOCK, 5MM	1	1		



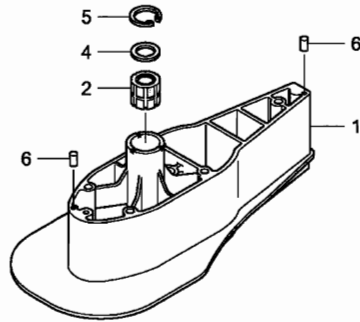
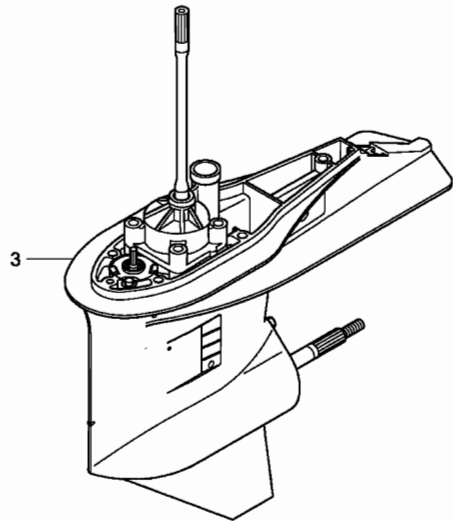
Ref. No.	Part No.	Description	Reqd. QTY		Serial No.	Parts catalogue code
			BF 75D KO	BF 90D KO		
22	90306-ZV5-003	NUT, SELF-LOCK, 10MM	5	5	----- XRTD,XRTL,XRTU,XRTW	
23	90507-ZV4-000	WASHER, PLAIN, 8MM	1	1		
24	90563-ZV5-000	WASHER, PLAIN, 10MM	5	5		
25	90756-ZV5-000	DOWEL PIN, 6X10	2	2		
26	91301-ZW4-003	O-RING, 6.9X1.45	2	2		
27	91556-ZY3-000	COLLAR, DISTANCE, 6.5X9X3 ...	1	1		



F-3-20

GEAR CASE ASSY

F11



ZY93F0320

Ref. No.	L.O.N.	(Relative ref. Number) Description	F.R.T.
1	2101W8	SEPARATOR, GEAR CASE EXTENSION	0.8
2	2191A4	BUSH, VERTICAL SHAFT	0.8
3	2101D3	CASE ASSEMBLY, GEAR	0.7



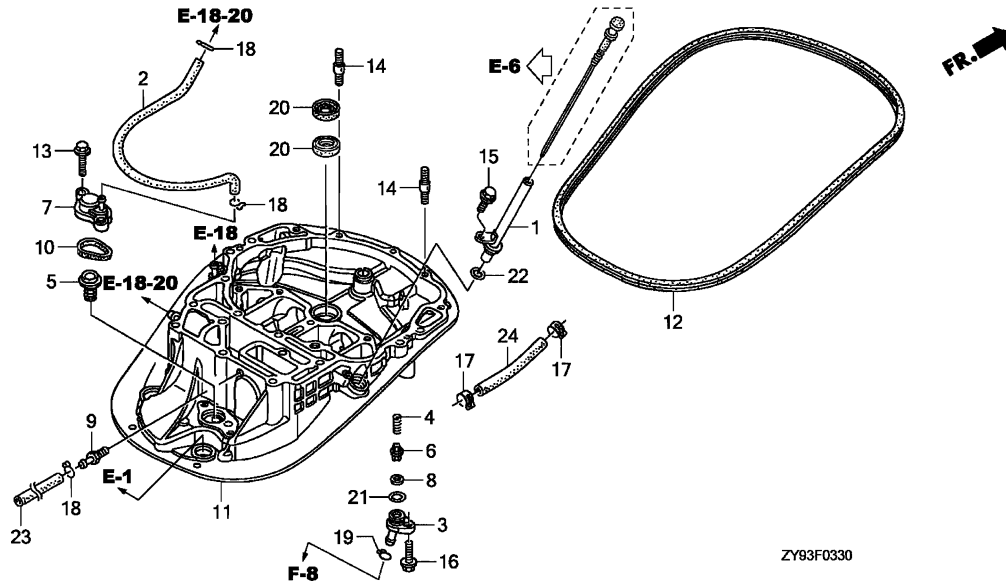
3

Ref. No.	Part No.	Description	Reqd. QTY		Serial No.	Parts catalogue code
			BF 75D KO	BF 90D KO		
1	40202-ZY9-610ZA	SEPARATOR, EXTENSION (XL) *NH282MU*	1	1	-----	-----
		OYSTER SILVER METALLIC-U			-----	XRTD,XRTL,XRTU,XRTW
2	40210-ZW1-710	BUSH COMP., VERTICAL SHAFT ..	1	1	-----	XRTD,XRTL,XRTU,XRTW
3	41100-ZZ0-000ZA	CASE ASSY., GEAR (L) *NH282MU*	1	1	-----	LHTD,LHTW,LRTD,LRTL,LRTU,LRTW
	41100-ZZ0-610ZA	CASE ASSY., GEAR (XL) *NH282MU*	1	1	-----	LHTD,LHTW,LRTD,LRTL,LRTU,LRTW
		OYSTER SILVER METALLIC-U			-----	XRTD,XRTL,XRTU,XRTW
4	90501-ZW1-710	WASHER, 26MM	1	1	-----	XRTD,XRTL,XRTU,XRTW
5	90651-ZW1-710	CIRCLIP, INTERNAL, 40	1	1	-----	XRTD,XRTL,XRTU,XRTW
6	90756-ZV5-000	DOWEL PIN, 6X10	2	2	-----	XRTD,XRTL,XRTU,XRTW

F-3-30

MOUNT CASE

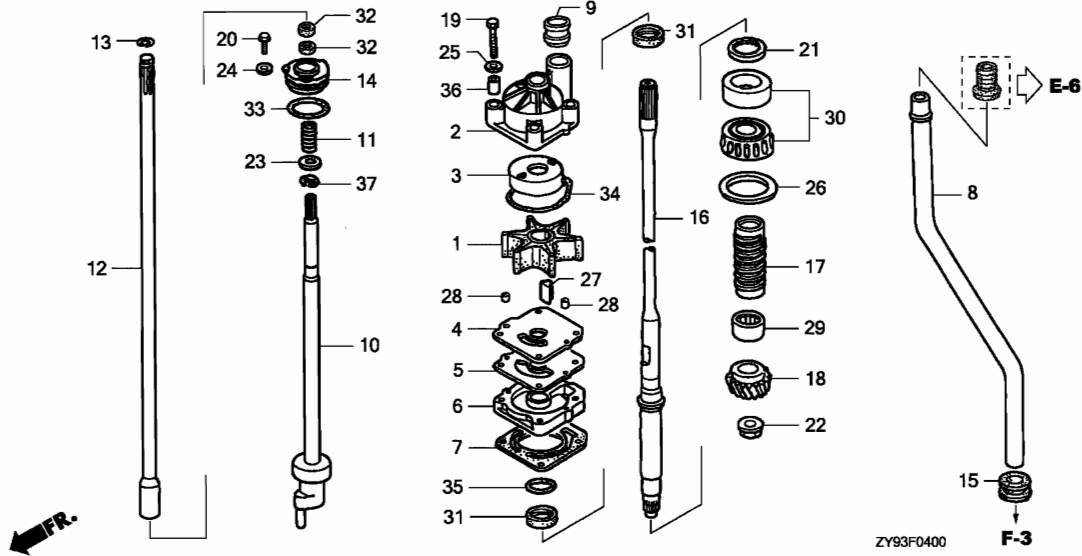
F12



Ref. No.	L.O.N.	(Relative ref. Number) Description	F.R.T.
1	1101J4	PIPE, OIL LEVEL	0.4
2	1141F7	TUBE B, WATER	0.3
6		(3,4,8,21)	
7	1141D7	VALVE, FLASH	0.4
		(5,10)	
	1141H2	COVER, RELIEF VALVE	0.6
11	4101D6	CASE, MOUNT	4.7
		.INCLUDES: Engine removal and installation	
12	4141N0	SEAL A, COVER UNDER	4.3
		.INCLUDES: Engine removal and installation	
20	4101X0	WATER SEAL, MOUNT CASE	4.7
		.INCLUDES: Engine removal and installation	
		.NOTE: Same time for two units	

Ref. No.	Part No.	Description	Reqd. QTY		Serial No.	Parts catalogue code
			BF 75D KO	BF 90D KO		
1	15665-ZY9-000	PIPE COMP., OIL LEVEL	1	1		
2	19256-ZY9-000	TUBE B, WATER	1	1		
3	19277-ZY9-000	COVER, FLUSH VALVE	1	1		
4	19279-ZW9-000	SPRING, FLUSH VALVE	1	1		
5	19290-ZY6-003	VALVE ASSY., RELIEF	1	1		
6	19291-ZW9-000	VALVE, FLASH	1	1		
7	19295-ZY9-000	COVER, RELIEF VALVE	1	1		
8	19297-ZW9-000	PACKING, FLASH VALVE	1	1		
9	19312-ZW4-H00	JOINT, WATER TUBE	1	1		
10	19317-ZW9-000	O-RING, THERMOSTAT COVER	1	1		
11	23170-ZY9-000ZA	CASE COMP., MOUNT				
		NH8.....DARK GRAY	1	1		
12	63718-ZY9-000	SEAL A, COVER UNDER	1	1		
13	90030-ZY3-000	BOLT, FLANGE, 6X22	2	2		
14	90043-ZY3-000	BOLT, STUD, 8X28	2	2		
15	90056-ZY3-000	BOLT, FLANGE, 6X12	1	1		
16	90105-ZW9-000	BOLT, FLANGE, 6X20	1	1		
17	90601-ZY3-010	CLAMP, TUBE (D10.5)	2	2		
18	90603-ZV4-000	CLIP, TUBE (B10)	3	3		
19	90651-ZY6-000	CLIP B1, TUBE	1	1		
20	91202-ZW5-003	SEAL, WATER, 22X35X7	2	2		
21	91303-800-000	O-RING, 16MM	1	1		
22	91309-PJ7-010	O-RING, 11.5X3.5	1	1		
23	91402-ZY9-000	TUBE, WATER CHECK	1	1		
24	95005-70110-30	TUBE, 7X110(95005-70001-30M)	1	1		

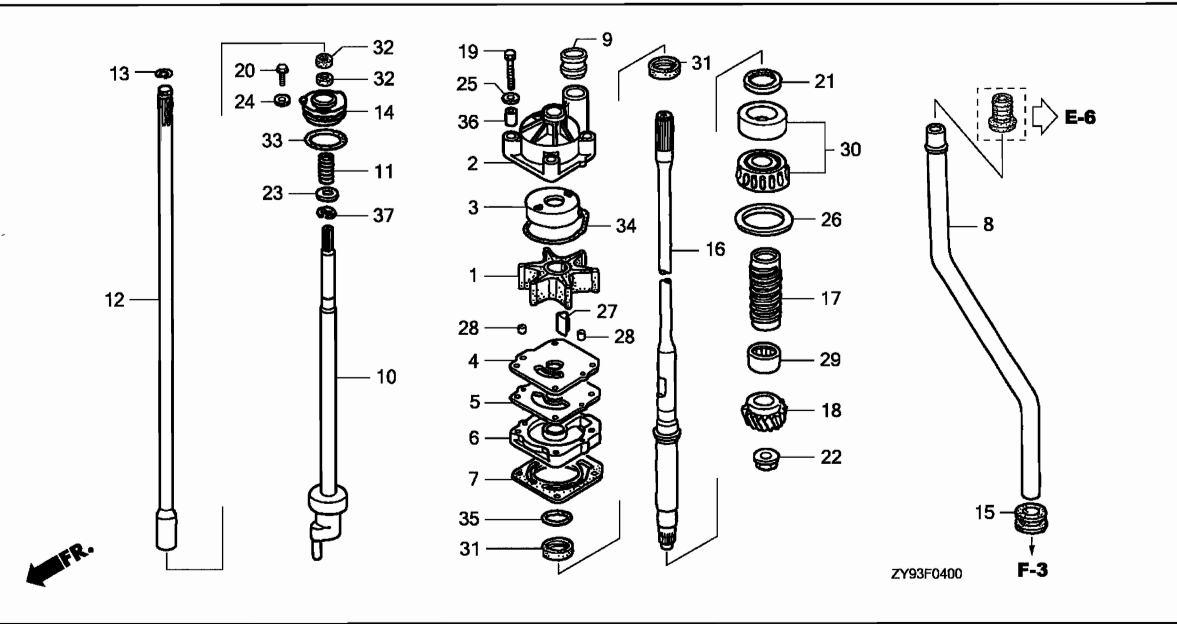
3



Ref. No.	L.O.N.	(Relative ref. Number) Description	F.R.T.
1	1141B9	IMPELLER, PUMP	0.9
2	1141B6	HOUSING, IMPELLER	0.9
4	1141A3	COVER, IMPELLER	0.9
5		(6)	
	1141F2	GASKET B, IMPELLER	0.9
7	1141K1	GASKET, WATER PUMP	0.9
8	1141D1	TUBE, WATER	1.9
10	2101P6	ROD, SHIFT	1.0
12	2101P7	ROD A, SHIFT	0.7
14		(11,33)	
	2101V2	HOLDER, SHIFT ROD	1.0
16	2191A9	SHAFT, VERTICAL	1.7
17	2191B5	SLINGER, OIL	1.7
18	2091B5	GEAR, VERTICAL SHAFT PINION ..	1.7
30	2191A1	BEARING, VERTICAL SHAFT	1.7
31	2191B1	WATER SEAL, VERTICAL SHAFT ...	1.0
		.NOTE: Same time for two units	
32	2101V3	WATER SEAL, SHIFT ROD	1.0
		.NOTE: Same time for two units	

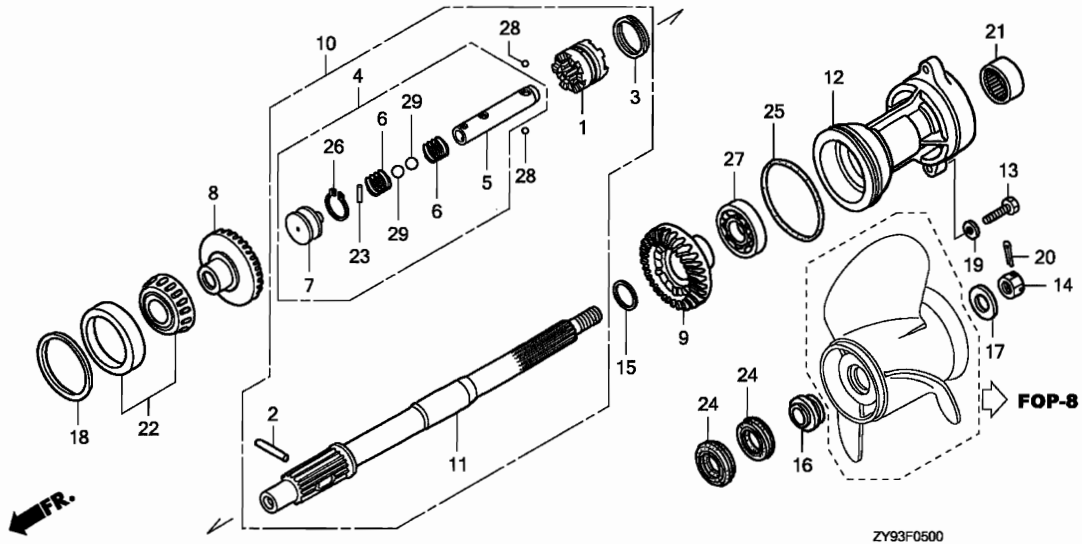
3

Ref. No.	Part No.	Description	Reqd. QTY		Serial No.	Parts catalogue code
			BF 75D KO	BF 90D KO		
1	19210-ZW1-B04	IMPELLER, PUMP	1	1		
2	19221-ZY6-000	HOUSING, IMPELLER	1	1		
3	19223-ZW1-B00	LINER, PUMP	1	1		
4	19231-ZY6-000	COVER, IMPELLER	1	1		
5	19234-ZW1-B00	GASKET B, IMPELLER	1	1		
6	19241-ZZ0-000	HOUSING, WATER PUMP	1	1		
7	19242-ZW1-B00	GASKET, WATER PUMP	1	1		
8	19251-ZY9-000	TUBE, WATER (L)	1	1	----- LHTD,LHTW,LRTD,LRTL,LRTU,LRTW	
	19251-ZY9-610	TUBE, WATER (XL)	1	1	----- XRTD,XRTL,XRTU,XRTW	
9	19253-ZW1-B01	RING, WATER TUBE SEAL	1	1		
10	24310-ZZ0-000	ROD COMP., SHIFT (L)	1	1		
11	24318-ZY3-000	SPRING, SHIFT ROD	1	1		
12	24320-ZW1-B00	ROD A COMP., SHIFT	1	1	----- LHTD,LHTW,LRTD,LRTL,LRTU,LRTW	
	24320-ZY9-610	ROD A COMP., SHIFT (XL)	1	1	----- XRTD,XRTL,XRTU,XRTW	
13	24327-ZW1-000	RING, STOPPER	1	1		
14	24343-ZW1-B01	HOLDER, SHIFT ROD	1	1		
15	40204-ZW1-000	GROMMET, EXTENSION CASE	1	1		
16	41112-ZW1-B02	SHAFT, VERTICAL (L)	1	1	----- LHTD,LHTW,LRTD,LRTL,LRTU,LRTW	
	41112-ZW1-B32	SHAFT, VERTICAL (UL)	1	1	----- XRTD,XRTL,XRTU,XRTW	
17	41116-ZW1-B00	SLINGER, OIL	1	1		
18	41131-ZW1-B01	GEAR, PINION	1	1		
19	90010-ZV5-000	BOLT, HEX., 8X55	4	4		
20	90102-ZW9-000	BOLT, FLANGE, 6X12	1	1		
21	90242-ZW1-000	NUT, LOCK, 64MM	1	1		
22	90303-ZW1-B03	NUT, HEX., 16MM	1	1		



Ref. No.	Part No.	Description	Reqd. QTY		Serial No.	Parts catalogue code
			BF 75D KO	BF 90D KO		
23	90472-723-000	WASHER, PLAIN, 12MM	1	1		
24	90511-ZV4-000	WASHER, PLAIN, 6MM	1	1		
25	90514-921-000	WASHER, 8MM	4	4		
26	90518-ZW1-B00	SHIM A, GEAR (0.10)	1	1		
	90519-ZW1-B00	SHIM B, GEAR (0.15)	1	1		
	90520-ZW1-B00	SHIM C, GEAR (0.30)	1	1		
	90521-ZW1-B00	SHIM D, GEAR (0.50)	1	1		
27	90752-ZW1-B02	KEY, WOODRUFF	1	1		
28	90756-ZV5-000	DOWEL PIN, 6X10	2	2		
29	91052-ZW1-B02	BEARING, NEEDLE (1-1/8X1-1/2X1-1/4)	1	1		
30	91054-ZW1-B31	BEARING, TAPER ROLLER, 30X62X40	1	1		
31	91251-ZW1-B04	SEAL, WATER, 23X36X6	2	2		
32	91254-ZY3-003	SEAL, WATER, 12X21X6	2	2		
33	91308-MJ0-003	O-RING	1	1		
34	91356-ZW1-B00	O-RING, WATER PUMP	1	1		
35	91359-MB0-000	O-RING, 58.5X3.5	1	1		
36	91552-ZY6-000	COLLAR, DISTANCE	4	4		
37	94540-10019	E-RING, 10MM	1	1		

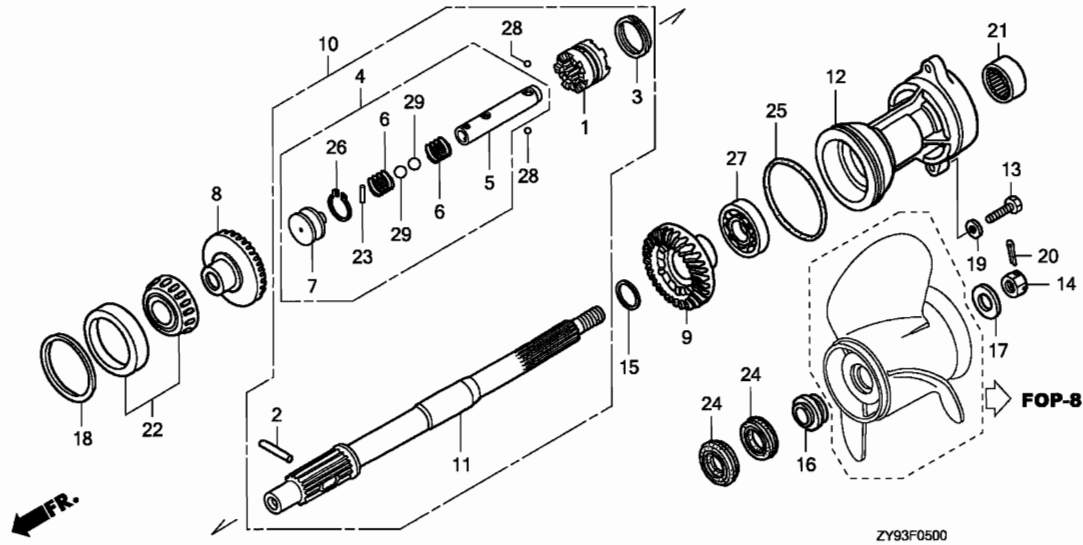




Ref. No.	L.O.N.	(Relative ref. Number) Description	F.R.T.
1	2191B3	SHIFTER, CLUTCH	1.3
5		(6,23,26,29)	
	2191B0	SLIDER, SHIFT	1.3
7	2191B7	PLATE, SHIFT	1.2
8	2091A6	GEAR, PROPELLER SHAFT BEVEL :FRONT	1.5
9	2091A7	GEAR, PROPELLER SHAFT BEVEL :REAR	1.7
11	2131K1	SHAFT, PROPELLER	1.5
12	2191A6	HOLDER, PROPELLER SHAFT	1.8
21	2131P4	BEARING, PROPELLER SHAFT NEEDLE	1.8
22	2191B9	BEARING, PROPELLER SHAFT TAPER	1.5
24	2131P3	WATER SEAL, PROPELLER SHAFT ..	1.6
		.NOTE: Same time for two units	
25	2191B6	O-RING, PROPELLER SHAFT HOLDER	1.1
27	2191B8	BEARING, PROPELLER SHAFT :REAR	1.7

3

Ref. No.	Part No.	Description	Reqd. QTY		Serial No.	Parts catalogue code
			BF 75D KO	BF 90D KO		
1	24101-ZZ0-000	SHIFTER, CLUTCH	1	1		
2	24102-ZW1-B00	PIN, SHIFTER, 8X47	1	1		
3	24103-ZW1-B00	RING, CROSS PIN	1	1		
4	24113-ZZ0-000	SLIDER COMP., SHIFT	1	1		
5	24122-ZZ0-000	SLIDER, SHIFT	1	1		
6	24123-ZZ0-000	SPRING, SHIFT	2	2		
7	24124-ZZ0-000	PLATE, SHIFT	1	1		
8	41140-ZZ0-000	GEAR COMP., FR. BEVEL	1	1		
9	41151-ZZ0-000	GEAR, RR. BEVEL	1	1		
10	41160-ZZ0-000	SHAFT ASSY., PROPELLER	1	1		
11	41161-ZZ0-000	SHAFT, PROPELLER	1	1		
12	41201-ZW1-B02ZA	HOLDER, PROPELLER SHAFT *NH282MU* OYSTER SILVER METALLIC-U	1	1		
13	90123-ZV5-010	BOLT, HEX., 10X40	2	2		
14	90301-ZW1-B00	NUT, CASTLE, 18MM	1	1		
15	90503-ZZ0-000	WASHER, 31MM	1	1		
16	90506-ZW1-B00	WASHER, PROPELLER THRUST	1	1		
17	90508-ZW1-B00	WASHER, PLAIN, 18.5MM	1	1		
18	90528-ZW1-B00	SHIM A, BEVEL (F)	1	1		
	90529-ZW1-B00	SHIM B, BEVEL (F)	1	1		
	90530-ZW1-B00	SHIM C, BEVEL (F)	1	1		
	90531-ZW1-B00	SHIM D, BEVEL (F)	1	1		
19	90563-ZV5-000	WASHER, PLAIN, 10MM	2	2		
20	90758-ZW1-B00	PIN, SPLIT, 4.0	1	1		

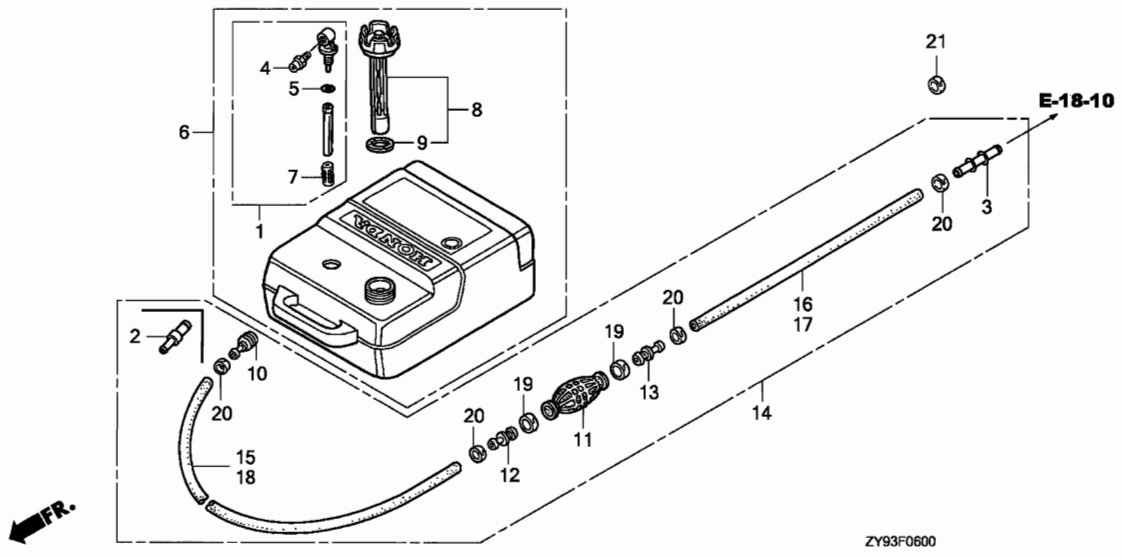


Ref. No.	Part No.	Description	Reqd. QTY		Serial No.	Parts catalogue code
			BF 75D KO	BF 90D KO		
21	91005-MY5-601	BEARING, NEEDLE, 30X37X26 ...	1	1		
22	91051-ZW1-B02	BEARING, TAPERED ROLLER (50X82X21.5)	1	1		
23	91101-ZW1-003	ROLLER, 3X12.8	1	1		
24	91252-ZY3-003	SEAL, WATER, 30X45X7	2	2		
25	91351-ZW1-B02	O-RING, 94X4.1	1	1		
26	94510-14000	CIRCLIP, EXTERNAL, 14MM	1	1		
27	96100-62080-00	BEARING, RADIAL BALL, 6208 ..	1	1		
28	96211-07000	BALL, STEEL, #7 (7/32)	2	2		
29	96211-11000	BALL, STEEL, #11 (11/32)	2	2		

F-6

FUEL TANK

G 1

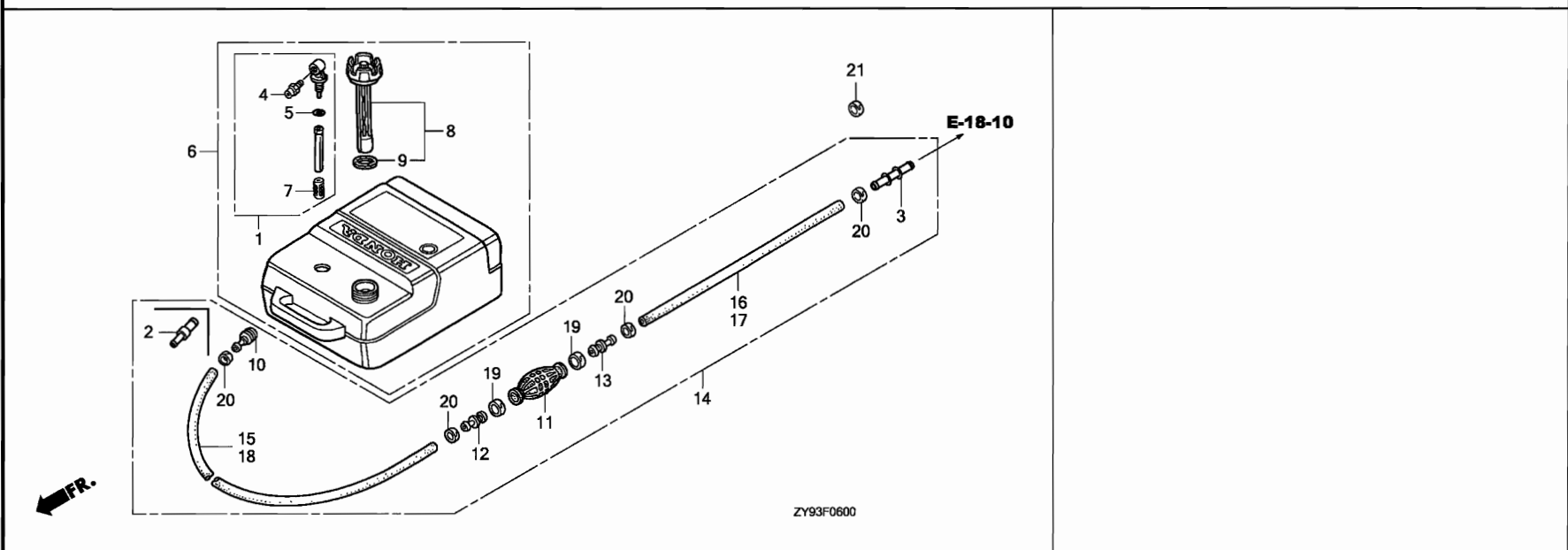


Ref. No. L.O.N. (Relative ref. Number) Description F.R.T.

NO INFORMATION

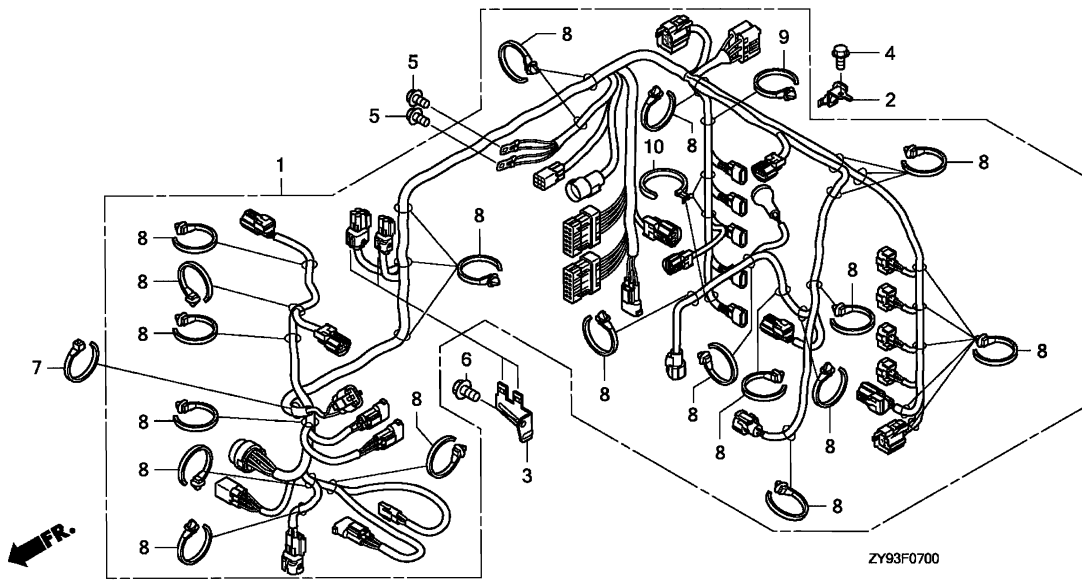
3

Ref. No.	Part No.	Description	Reqd. QTY		Serial No.	Parts catalogue code
			BF 75D KO	BF 90D KO		
1	16900-ZV5-902	JOINT ASSY., FUEL	1	1	-----	LHTD,LHTW,LRTD,LRTW,XRTD,XRTW
2	16966-MR1-000	JOINT, FUEL TUBE	(1)	(1)	-----	LRTL,LRTU,XRTL,XRTU
3	16966-MR5-000	JOINT, FUEL TUBE	1	1	-----	LRTD,LRTW,XRTD,XRTW
4	16977-ZV5-A00	FITTING, QUICK DISCONNECT ...	1	1	-----	LHTD,LHTW,LRTD,LRTW,XRTD,XRTW
5	16979-ZV5-901	O-RING	(1)	(1)	-----	LRTL,LRTU,XRTL,XRTU
			1	1	-----	LHTD,LHTW,LRTD,LRTW,XRTD,XRTW
			(1)	(1)	-----	LRTL,LRTU,XRTL,XRTU
6	17500-ZV5-903	TANK ASSY., FUEL	1	1	-----	LHTD,LHTW,LRTD,LRTW,XRTD,XRTW
			(1)	(1)	-----	LRTL,LRTU,XRTL,XRTU
7	17583-ZV5-901	FILTER, FUEL	1	1	-----	LHTD,LHTW,LRTD,LRTW,XRTD,XRTW
			(1)	(1)	-----	LRTL,LRTU,XRTL,XRTU
8	17620-ZV5-902	CAP COMP., FUEL FILLER	1	1	-----	LHTD,LHTW,LRTD,LRTW,XRTD,XRTW
			(1)	(1)	-----	LRTL,LRTU,XRTL,XRTU
9	17624-ZV5-902	PACKING, FUEL CAP	1	1	-----	LHTD,LHTW,LRTD,LRTW,XRTD,XRTW
			(1)	(1)	-----	LRTL,LRTU,XRTL,XRTU
10	17660-ZW9-003	CONNECTOR COMP., FUEL	1	1	-----	LHTD,LHTW
11	17661-921-010	BULB, PRIMER	1	1	-----	LHTD,LHTW,LRTD,LRTW,XRTD,XRTW
12	17665-ZV5-000	VALVE COMP., IN.	1	1	-----	LHTD,LHTW,LRTD,LRTW,XRTD,XRTW
13	17680-ZV4-000	VALVE COMP., OUTLET	1	1	-----	LHTD,LHTW,LRTD,LRTW,XRTD,XRTW
14	17700-ZY3-010	TUBE ASSY., FUEL	1	1	-----	LRTD,LRTW,XRTD,XRTW
	17700-ZY9-000	TUBE ASSY., FUEL TANK	1	1	-----	LHTD,LHTW
15	17701-ZV5-000	TUBE, FUEL LONG (7.5X2000) ..	1	1	-----	LHTD,LHTW
16	17701-ZV5-000	TUBE, FUEL LONG (7.5X2000) ..	1	1	-----	LRTD,LRTW,XRTD,XRTW
17	17702-ZV4-000	TUBE, FUEL SHORT	1	1	-----	LHTD,LHTW
18	17702-ZV4-000	TUBE, FUEL SHORT	1	1	-----	LRTD,LRTW,XRTD,XRTW



Ref. No.	Part No.	Description	Reqd. QTY		Serial No.	Parts catalogue code
			BF 75D KO	BF 90D KO		
19	17703-921-010	BAND, TUBE CLIP, 20MM	2	2	-----	LHTD,LHTW,LRTD,LRTW,XRTD,XRTW
20	17704-ZV4-010	BAND, TUBE CLIP, 12.5MM	4	4	-----	LHTD,LHTW,LRTD,LRTW,XRTD,XRTW
21	17704-ZV4-010	BAND, TUBE CLIP, 12.5MM	1	1	-----	





Ref. No.	L.O.N.	(Relative ref. Number) Description	F.R.T.
1	6111C3	HARNESS, MAIN WIRE	2.3

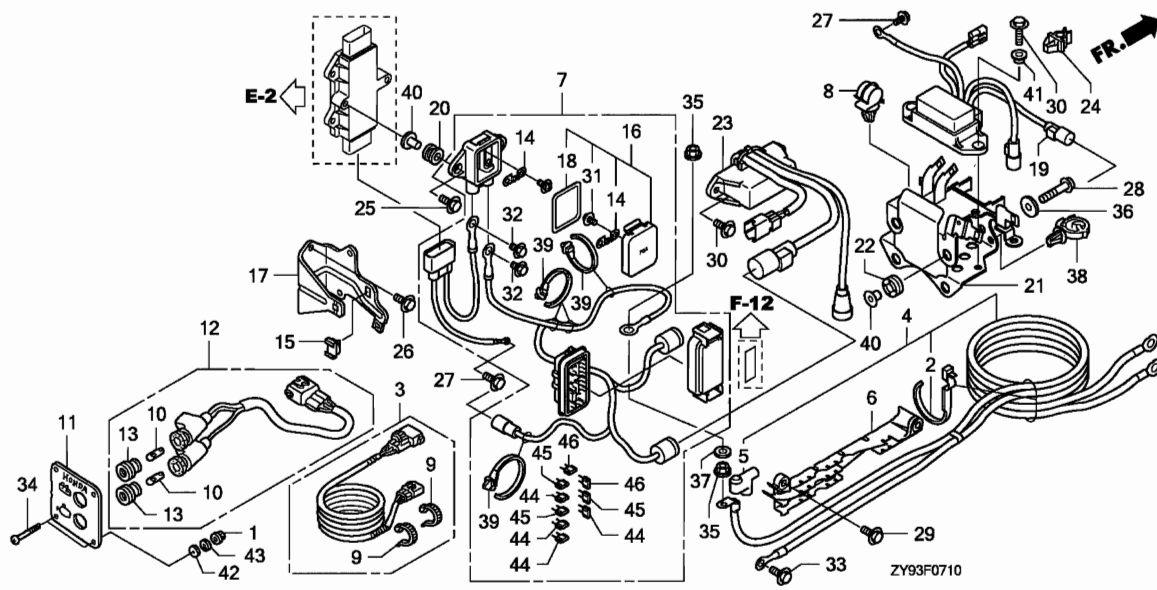
3

Ref. No.	Part No.	Description	Reqd. QTY		Serial No.	Parts catalogue code
			BF 75D KO	BF 90D KO		
1	32100-ZY9-000	HARNESS ASSY., MAIN WIRE	1	-		
	32100-ZZ0-000	-	1		
2	32101-ZY9-000	BRACKET A, COUPLER	1	1		
3	32103-ZY9-000	BRACKET C, COUPLER	1	1		
4	90011-ZW9-000	BOLT, FLANGE, 6X14(CT200)	1	1		
5	90013-ZW9-000	BOLT, FLANGE, 6X12	2	2		
6	90014-ZW9-000	BOLT, FLANGE, 6X10	1	1		
7	90652-ZY9-003	BAND, WIRE HARNESS	1	1		
8	91541-S0A-003	CLIP, HARNESS BAND (BLACK) (145MM)	27	27		
9	91551-SW5-003	CLIP, HARNESS BAND (BROWN) (151MM)	1	1		
10	91558-SJ6-003	STRAP, HARNESS (30)(BLACK) (107.5MM)	3	3		

F-7-10

STARTER CABLE

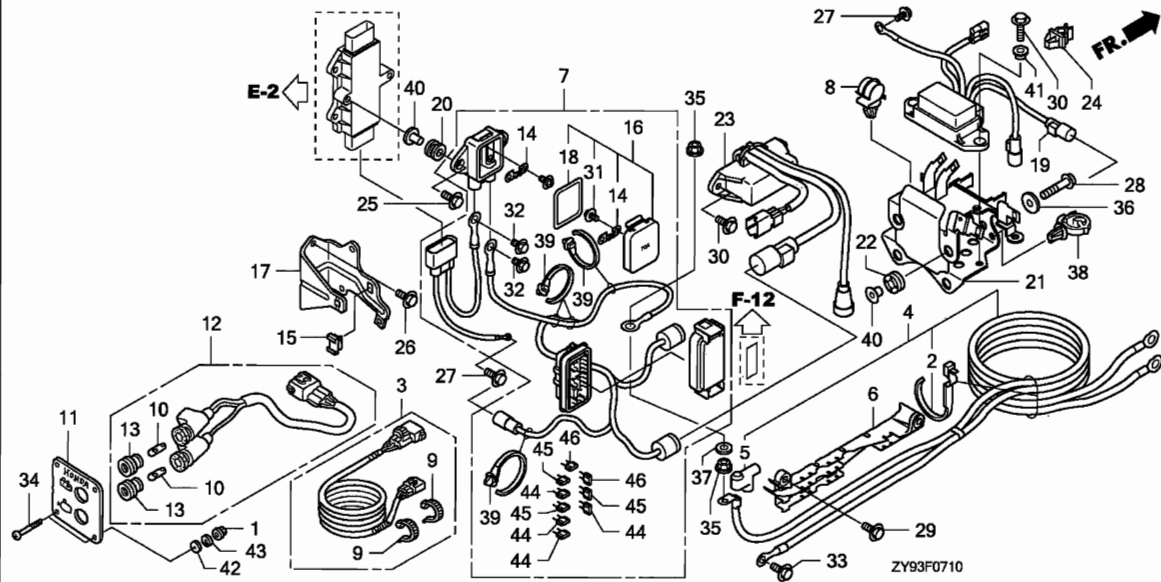
G 4



Ref. No.	L.O.N.	(Relative ref. Number) Description	F.R.T.
4	610115	CABLE, BATTERY STARTER	0.6
7	6131C9	CABLE, ALTERNATOR FUSE	1.4
19	616149	RELAY, POWER TILT	1.3
23	621101	RELAY, MAIN	0.4

Ref. No.	Part No.	Description	Reqd. QTY		Serial No.	Parts catalogue code
			BF 75D KO	BF 90D KO		
1	18334-MT8-770	NUT, FLANGE, 5MM	4	4	-----	LRTD,LRTL,LRTU,LRTW,XRTD,XRTL,XRTU,XRTW
2	32121-HA0-003	BAND, CORD	1	1	-----	-----
3	32185-ZY3-010	CORD ASSY., INDICATOR (ANALOG) (3P/6P)	1	1	-----	LRTD,LRTL,LRTU,LRTW,XRTD,XRTL,XRTU,XRTW
4	32410-ZY9-000	CABLE ASSY., STARTER	1	1	-----	-----
5	32411-ZY3-003	COVER, STARTER TERMINAL	1	1	-----	-----
6	32418-ZY9-000	HOLDER COMP., STARTER CABLE	1	1	-----	-----
7	32435-ZY9-000	CABLE ASSY., A.C. GENERATOR FUSE	1	1	-----	-----
8	32660-MJ6-710	CLAMPER, CORD	1	1	-----	-----
9	32901-952-770	TIE, CABLE	2	2	-----	LRTD,LRTL,LRTU,LRTW,XRTD,XRTL,XRTU,XRTW
10	34908-KM1-671	BULB, WEDGE BASE (T6.5) (12V 3W)	2	2	-----	LRTD,LRTL,LRTU,LRTW,XRTD,XRTL,XRTU,XRTW
11	37206-ZW5-014	PANEL, INDICATOR	1	1	-----	LRTD,LRTL,LRTU,LRTW,XRTD,XRTL,XRTU,XRTW
12	37210-ZW5-004	LAMP ASSY., INDICATION	1	1	-----	LRTD,LRTL,LRTU,LRTW,XRTD,XRTL,XRTU,XRTW
13	37581-KR3-008	LENS COMP., SPEEDOMETER PILOT	2	2	-----	LRTD,LRTL,LRTU,LRTW,XRTD,XRTL,XRTU,XRTW
14	38201-ZY9-003	FUSE (70A)	2	2	-----	-----
15	38216-ZY3-003	CLIP, COUPLER HOLDER (B)	1	1	-----	-----
16	38216-ZY9-003	COVER ASSY., FUSE (70A)	1	1	-----	-----
17	38217-ZY9-000	BRACKET, FUSE BOX	1	1	-----	-----
18	38233-ZY9-000	PACKING, FUSE BOX COVER	1	1	-----	-----
19	38550-ZY9-003	RELAY ASSY., POWER TILT	1	1	-----	-----
20	38551-ZW1-000	GROMMET, RELAY	2	2	-----	-----
21	38552-ZY9-000	BRACKET, RELAY	1	1	-----	-----
22	38553-ZY9-003	GROMMET, RELAY BRACKET	4	4	-----	-----





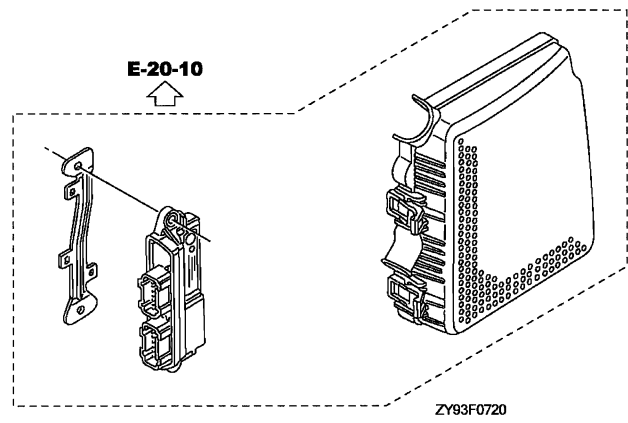
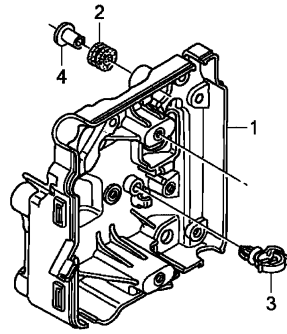
3

Ref. No.	Part No.	Description	Reqd. QTY		Serial No.	Parts catalogue code
			BF 75D KO	BF 90D KO		
23	38580-ZY9-003	RELAY ASSY., MAIN	1	1		
24	50304-HE0-003	CLIP C, BRAKE PIPE	1	1		
25	90003-ZW2-000	BOLT-WASHER, 6X27(CT200)	2	2		
26	90011-ZW9-000	BOLT, FLANGE, 6X14(CT200) ...	2	2		
27	90013-ZW9-000	BOLT, FLANGE, 6X12	2	2		
28	90015-ZV0-C10	BOLT, FLANGE, 6X28(CT200) ...	4	4		
29	90018-ZW5-000	BOLT, FLANGE, 6X20	2	2		
30	90021-ZY3-000	BOLT, FLANGE, 6X14	4	4		
31	90105-ZW5-003	SCREW-WASHER, 3X7	2	2		
32	90106-ZW5-000	BOLT-WASHER, 5X9	2	2		
33	90107-ZY3-000	BOLT, FLANGE, 8X18	1	1		
34	90109-ZW5-000	SCREW, PAN, 5X40	4	4	-----	LRTD,LRTL,LRTU,LRTW,XRTD,XRTL,XRTU,XRTW
35	90203-ZW1-000	NUT-WASHER, 8MM	2	2		
36	90404-ZY3-000	WASHER, PLAIN, 22X6X1.6	4	4		
37	90405-ZY3-000	WASHER, PLAIN, 8MM	1	1		
38	90683-SAO-003	CLIP, WIRE HARNESS, 25MM	1	1		
39	91541-SOA-003	CLIP, HARNESS BAND (BLACK) (145MM)	4	4		
40	91553-ZV5-010	COLLAR, C.D.I. UNIT CASE	6	6		
41	91555-ZY9-000	COLLAR, P.T.T. RELAY	2	2		
42	94103-05400	WASHER, PLAIN, 5MM	4	4	-----	LRTD,LRTL,LRTU,LRTW,XRTD,XRTL,XRTU,XRTW
43	94111-05400	WASHER, SPRING, 5MM	4	4	-----	LRTD,LRTL,LRTU,LRTW,XRTD,XRTL,XRTU,XRTW
44	98200-41000	FUSE, MINI (10A)	4	4		
45	98200-41500	FUSE, MINI (15A)	3	3		
46	98200-43000	FUSE, MINI (30A)	2	2		

F-7-20

ELECTRONIC PARTS CASE

G 6



FR. →

Ref. No.	L.O.N.	(Relative ref. Number) Description	F.R.T.
1	6221H3	CASE, ELECTRONIC PARTS	0.4

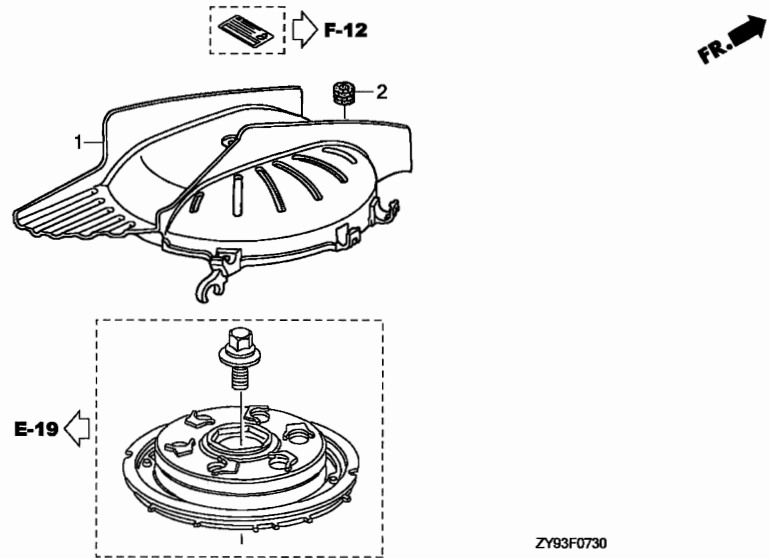
Ref. No.	Part No.	Description	Reqd. QTY		Serial No.	Parts catalogue code
			BF 75D K0	BF 90D K0		
1	30416-ZY9-000	CASE, ELECTRONIC PARTS	1	1		
2	30419-ZY9-003	GROMMET, ELECTRONIC PARTS CASE	4	4		
3	90681-763-A01	CLIP, WIRE HARNESS	1	1		
4	91553-ZV5-010	COLLAR, C.D.I. UNIT CASE	4	4		

3

F-7-30

A.C. GENERATOR COVER

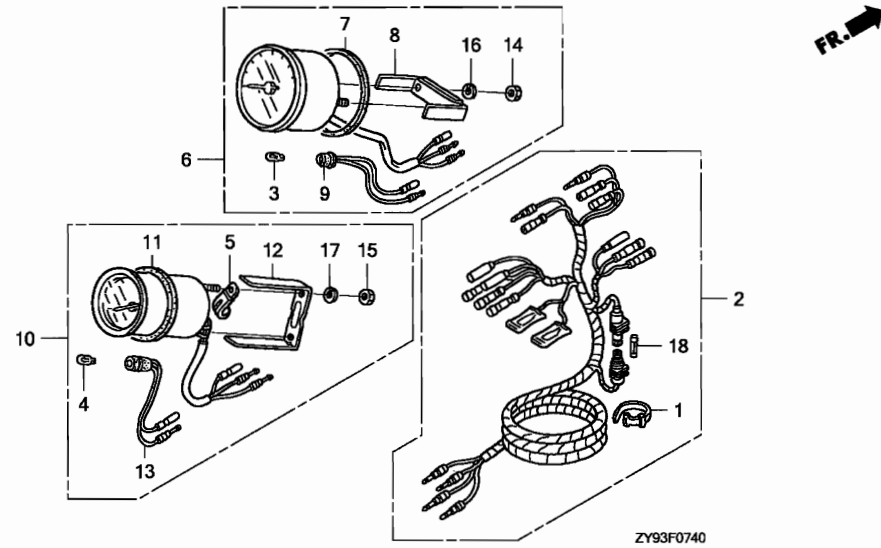
G 7



Ref. No.	L.O.N.	(Relative ref. Number) Description	F.R.T.
1	1111Z8	COVER, ALTERNATOR	0.1

3

Ref. No.	Part No.	Description	Reqd. QTY		Serial No.	Parts catalogue code
			BF 75D KO	BF 90D KO		
1	31145-ZY9-000	COVER ASSY., A.C. GENERATOR -	1	1		
2	40102-ZV5-000	GROMMET, UNDER CASE	1	1		



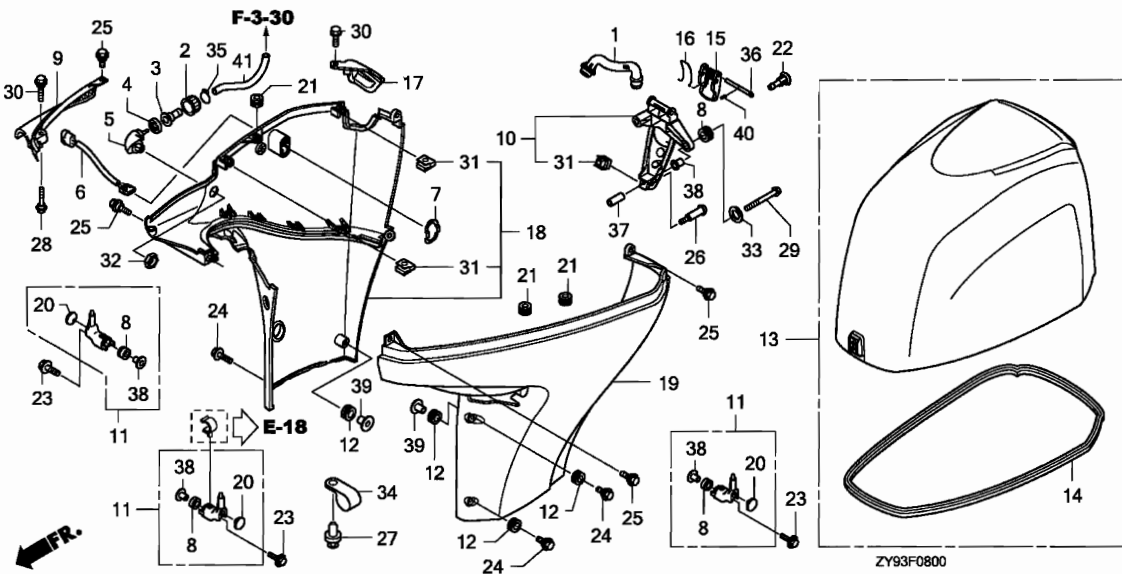
Ref. No.	L.O.N.	(Relative ref. Number) Description	F.R.T.
NO INFORMATION			

Ref. No.	Part No.	Description	Reqd. QTY		Serial No.	Parts catalogue code
			BF 75D KO	BF 90D KO		
1	32161-404-000	BAND B1, WIRE	1	1	-----	LHTD,LHTW,LRTD,LRTW,XRTD,XRTW
2	32540-ZV5-911	HARNESS ASSY., METER (A)	1	1	-----	LHTD,LHTW,LRTD,LRTW,XRTD,XRTW
3	34908-MB9-871	BULB, WEDGE BASE (12V 1.7W) .	1	1	-----	LHTW,LRTD,LRTW,XRTD,XRTW
4	34908-MG9-951	BULB, WEDGE BASE (12V 1.7W) .	1	1	-----	LHTD,LHTW,LRTD,LRTW,XRTD,XRTW
5	37215-KM1-670	CLAMP	1	1	-----	LHTD,LHTW,LRTD,LRTW,XRTD,XRTW
6	37250-ZV7-913	TACHOMETER ASSY.	1	1	-----	LHTW,LRTD,LRTW,XRTD,XRTW
7	37253-ZV5-821	PACKING	1	1	-----	LHTW,LRTD,LRTW,XRTD,XRTW
8	37256-ZV5-821	BRACKET	1	1	-----	LHTW,LRTD,LRTW,XRTD,XRTW
9	37258-ZV5-821	SOCKET COMP.	1	1	-----	LHTW,LRTD,LRTW,XRTD,XRTW
10	37260-ZV5-822	METER ASSY., TRIM	1	1	-----	LHTD,LHTW,LRTD,LRTW,XRTD,XRTW
11	37263-ZV5-821	PACKING	1	1	-----	LHTD,LHTW,LRTD,LRTW,XRTD,XRTW
12	37266-ZV5-821	BRACKET	1	1	-----	LHTD,LHTW,LRTD,LRTW,XRTD,XRTW
13	37268-ZV5-821	SOCKET COMP.	1	1	-----	LHTD,LHTW,LRTD,LRTW,XRTD,XRTW
14	90309-ZV5-821	NUT, HEX., 5MM	2	2	-----	LHTW,LRTD,LRTW,XRTD,XRTW
15	90310-ZV5-821	NUT, HEX., 4MM	3	3	-----	LHTD,LHTW,LRTD,LRTW,XRTD,XRTW
16	90550-ZV5-821	WASHER, SPRING, 5MM	2	2	-----	LHTW,LRTD,LRTW,XRTD,XRTW
17	90560-ZV5-821	WASHER, SPRING, 4MM	2	2	-----	LHTD,LHTW,LRTD,LRTW,XRTD,XRTW
18	98200-11000	FUSE A (10A)	1	1	-----	LHTD,LHTW,LRTD,LRTW,XRTD,XRTW

F-8

ENGINE COVER/UNDER CASE

G 9



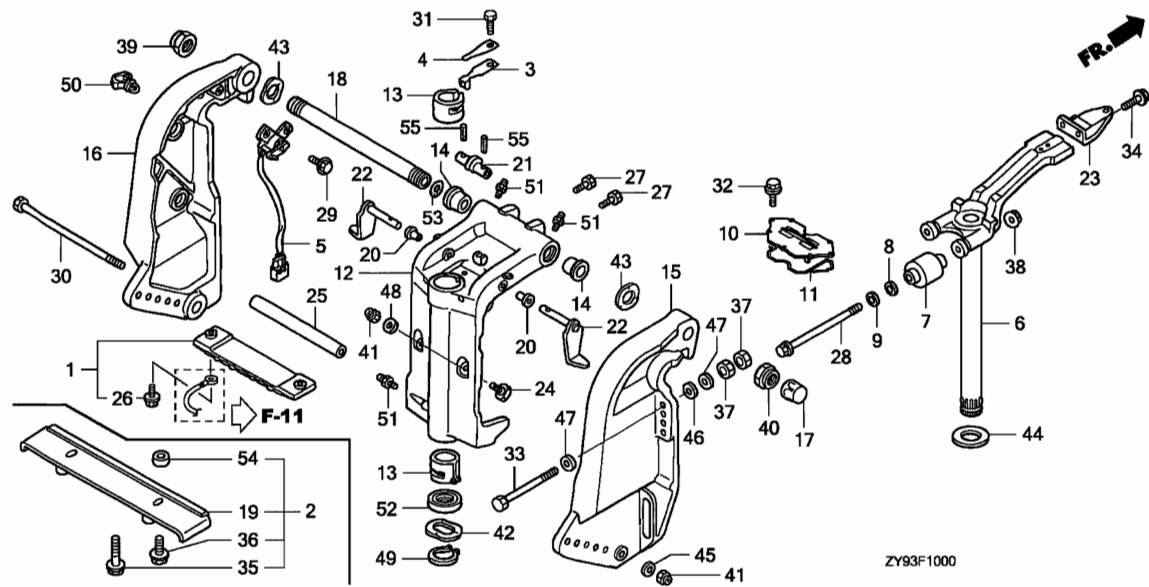
Ref. No.	L.O.N.	(Relative ref. Number) Description	F.R.T.
1	3131H4	PORT, IDLE EXHAUST	0.6
6	6151C9	SWITCH, POWER TRIM-TILT	0.4
9	4131N0	COVER, SEPARATE :FRONT	0.1
13	4141B4	COVER, ENGINE	0.1
14	4131H7	SEAL, ENGINE COVER	0.5
18	4131C6	COVER, UNDER ENGINE :RIGHT ...	0.4
19	4131C5	COVER, UNDER ENGINE :LEFT	0.3

3

Ref. No.	Part No.	Description	Reqd. QTY		Serial No.	Parts catalogue code
			BF 75D KO	BF 90D KO		
1	18211-ZY9-000	PORT, IDLE EXHAUST	1	1		
2	19270-ZY3-000	NUT, WATER MOUTH	1	1		
3	19271-ZY3-000	JOINT, WATER HOSE	1	1		
4	19272-ZY3-000	SEAT, WATER MOUTH	1	1		
5	19289-ZY6-000	CAP, WATER JOINT	1	1		
6	35640-ZY9-003	SWITCH ASSY., POWER TILT	1	1		
7	35645-ZY9-000	STAY, POWER TILT SWITCH	1	1		
8	40102-ZV5-000	GROMMET, UNDER CASE	5	5		
9	40151-ZY9-000ZA	COVER, SEPARATE FRONT *NH282MU*				
		OYSTER SILVER METALLIC-U	1	1		
10	40155-ZY9-000	BRACKET, UNDER COVER	1	1		
11	40165-ZY9-000	STOPPER ASSY., ENGINE SIDE ..	3	3		
12	61102-MB6-631	RUBBER, FENDER MOUNTING	6	6		
13	63100-ZY9-000ZA	COVER ASSY., ENGINE *NH282MU*				
		OYSTER SILVER METALLIC-U	1	1		
14	63102-ZY9-000	SEAL, ENGINE COVER	1	1		
15	63232-ZY9-000	LEVER, FASTENER	1	1		
16	63237-ZY9-000	WIRE, FASTENER	1	1		
17	63347-ZY9-000ZA	COVER, PLUG MAINTENANCE *NH282MU*				
		OYSTER SILVER METALLIC-U	1	1		
18	63711-ZY9-000ZA	COVER COMP., R. ENGINE UNDER *NH282MU*				
		OYSTER SILVER METALLIC-U	1	1		

Ref. No.	Part No.	Description	Reqd. QTY		Serial No.	Parts catalogue code
			BF 75D KO	BF 90D KO		
19	63716-ZY9-000ZA	COVER COMP., L. ENGINE UNDER *NH282MU*				
		OYSTER SILVER METALLIC-U	1	1		
20	77212-965-000	RUBBER, SEAT SIDE	3	3		
21	80103-GJ5-000	GROMMET, ENGINE COVER	3	3		
22	82873-ZY9-000	GROMMET, WATER CHECK	1	1		
23	90003-ZW2-000	BOLT-WASHER, 6X27(CT200)	3	3		
24	90103-ZY9-000	BOLT-WASHER, 6X22	6	6		
25	90111-ZY3-000	BOLT, SPECIAL, 6X17	6	6		
26	90113-ZY9-000	BOLT, RR. BRACKET	1	1		
27	90127-ZV5-003	SCREW, RIVET, 5X10	1	1		
28	90132-ZY3-000	BOLT, SPECIAL, 6X37	1	1		
29	90147-ZW4-000	BOLT, FLANGE, 6X55	2	2		
30	90168-ZW4-000	BOLT, FLANGE, 6X20(SH)	2	2		
31	90301-ZY6-000	NUT, CLIP	3	3		
32	90302-921-000	NUT, HEX., 16MM	1	1		
33	90508-ZY3-000	WASHER, PLAIN, 6MM	2	2		
34	90602-SB0-003	CLIP, 10.7MM	1	1		
35	90651-ZY6-000	CLIP B1, TUBE	1	1		
36	90755-ZY9-000	PIN, 5X59	1	1		
37	91552-ZY9-000	COLLAR, DISTANCE (6.5X11X27)	2	2		
38	91553-ZV5-010	COLLAR, C.D.I. UNIT CASE	5	5		
39	91554-ZY9-000	COLLAR, DISTANCE, 6.2X7.5	6	6		
40	94305-20123	PIN, SPRING, 2X12	1	1		
41	95001-80300-40	TUBE, FUEL, 8X300 (95001-80001-60M)	1	1		





Ref. No.	L.O.N.	(Relative ref. Number) Description	F.R.T.
1	4131BA	METAL, STERN BRACKET ANODE ...	0.2
2	4131BB	PLATE, STERN BRACKET SPLASH ..	0.2
5	616151	SENSOR, TRIM ANGLE	5.0
.INCLUDES: Engine removal and installation			
6	4101H7	FRAME, MOUNTING	5.6
.INCLUDES: Engine removal and installation			
7	4101CJ	RUBBER, UPPER MOUNTING :LEFT -	4.6
.INCLUDES: Engine removal and installation			
.NOTE: Same time for two units			
	4101CK	RUBBER, UPPER MOUNTING :RIGHT	4.6
.INCLUDES: Engine removal and installation			
.NOTE: Same time for two units (11)			
10	4101G5	COVER, UPPER MOUNT	4.5
.INCLUDES: Engine removal and installation			
12	4131B1	CASE, SWIVEL	6.0
.INCLUDES: Engine removal and installation			
+13	4131N2	LINER, SWIVEL CASE	5.6

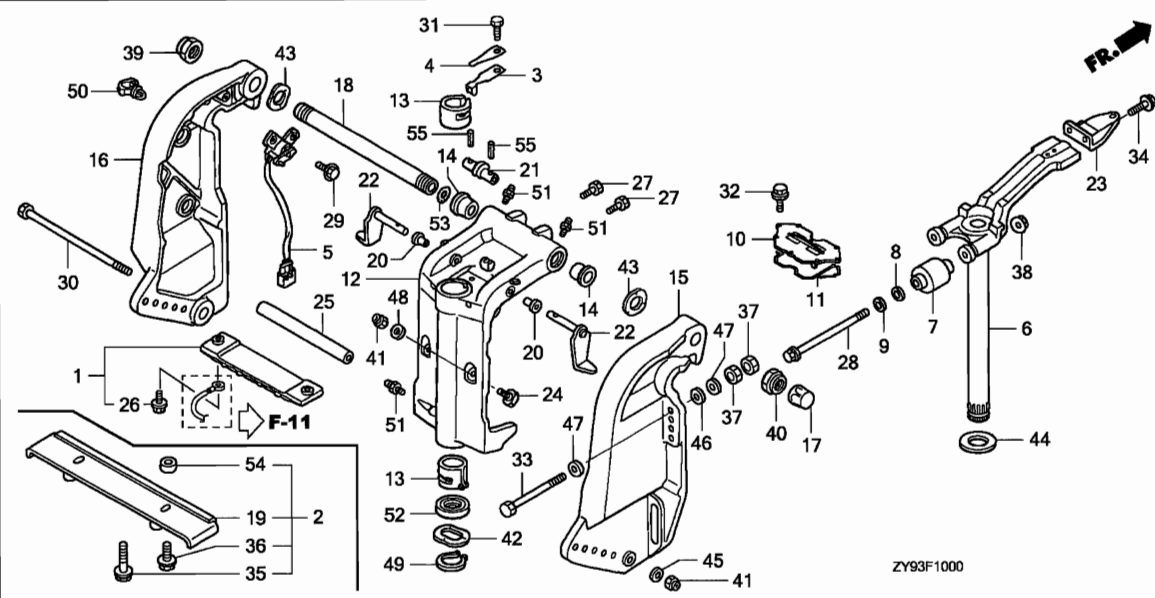
3

Ref. No.	Part No.	Description	Reqd. QTY		Serial No.	Parts catalogue code
			BF 75D KO	BF 90D KO		
1	06411-ZW1-020	METAL KIT, ANODE	1	1		
2	06534-ZY9-000	PLATE KIT, SPLASH	(1)	(1)		
3	24210-ZV1-010	SPRING COMP., CLICK	1	1		
4	24221-ZV4-010	SPRING, CLICK ASSIST	1	1		
5	35660-ZY9-003	SENSOR ASSY., TRIM ANGLE ...	1	1		
6	50100-ZY9-000ZA	FRAME COMP., MOUNTING *NH282MU*				
		OYSTER SILVER METALLIC-U	1	1		
7	50151-ZZ0-000	MOUNT COMP., UPPER RUBBER ...	2	2		
8	50153-ZY9-000	RUBBER, UPPER MOUNT STOPPER -	2	2		
9	50158-ZY9-000	STOPPER, UPPER MOUNT	2	2		
10	50166-ZY9-000	COVER, UPPER MOUNT	1	1		
11	50168-ZY9-000	SEAL, UPPER MOUNT COVER	1	1		
12	50201-ZY9-000ZA	CASE, SWIVEL *NH282MU*				
		OYSTER SILVER METALLIC-U	1	1		
13	50211-ZV5-003	LINER, SWIVEL CASE	2	2		
14	50214-ZW1-000	BUSH, SWIVEL CASE	2	2		
15	50301-ZY9-000ZA	BRACKET, R. STERN *NH282MU*				
		OYSTER SILVER METALLIC-U	1	1		
16	50311-ZY9-000ZA	BRACKET, L. STERN *NH282MU*				
		OYSTER SILVER METALLIC-U	1	1		
17	50331-ZV5-000	CAP, TILTING BOLT	1	1		
18	50381-ZW1-010	SHAFT, TILTING	1	1		

F-10

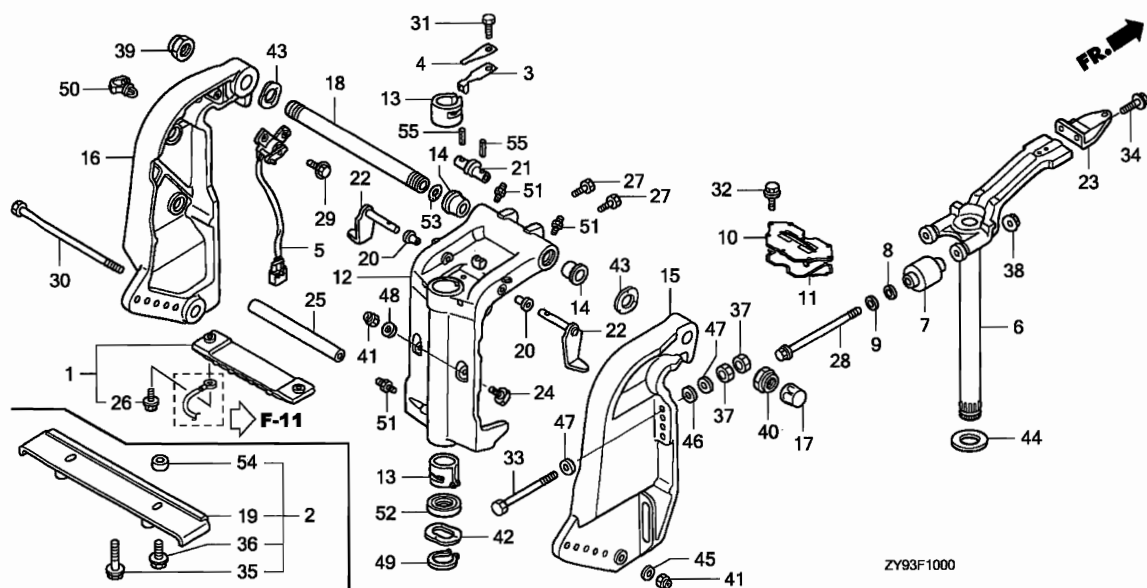
STERN BRACKET/SWIVEL CASE

G12



Ref. No.	L.O.N.	(Relative ref. Number) Description	F.R.T.
+13		.INCLUDES: Engine removal and installation	
15	413129	BRACKET, STERN :RIGHT	5.2
		.INCLUDES: Engine removal and installation	
16	413128	BRACKET, STERN :LEFT	4.9
		.INCLUDES: Engine removal and installation	
18	8171E9	SHAFT, TILTING	5.6
		.INCLUDES: Engine removal and installation	
22	4131AY	STOPPER, TILT :LEFT	5.6
		.INCLUDES: Engine removal and installation	
		.NOTE: Same time for two units	
	4131AZ	STOPPER, TILT :RIGHT	5.6
		.INCLUDES: Engine removal and installation	
		.NOTE: Same time for two units	
52	4131N3	OIL SEAL, SWIVEL CASE	5.6
		.INCLUDES: Engine removal and installation	

Ref. No.	Part No.	Description	Reqd. QTY		Serial No.	Parts catalogue code
			BF 75D KO	BF 90D KO		
19	50412-ZY9-000	PLATE COMP., SPLASH	(1)	(1)		
20	50522-ZV5-000	BUSH, TILT ARM	2	2		
21	50527-ZW1-000	BRACKET, TILTING	1	1		
22	50529-ZW1-000	STOPPER, TILT	2	2		
23	53234-ZW1-010	PLATE, STEERING	(1)	(1)		
24	56516-ZW1-000	RECEIVER, THRUST	2	2		
25	56539-ZW1-000	COLLAR, LOWER CYLINDER	1	1		
26	90009-ZW9-000	BOLT, FLANGE, 6X23	2	2		
27	90102-ZW1-000	BOLT, 1/4-28UNF	(2)	(2)		
28	90102-ZY9-000	BOLT, HEX., 12X186	2	2		
29	90105-ZW9-000	BOLT, FLANGE, 6X20	2	2		
30	90108-ZW1-000	BOLT, HEX., 10X235	1	1		
31	90110-881-000	BOLT, HEX., 6X14	1	1		
32	90119-ZY9-000	BOLT, FLANGE, 8X25	8	8		
33	90129-ZW1-010	BOLT, HEX., 12X119	4	4		
34	90154-ZW9-000	BOLT, FLANGE, 10X25	(2)	(2)		
35	90214-HW1-670	BOLT, FLANGE, 6X25(SUS-D) ...	(2)	(2)		
36	90215-HW1-670	BOLT, FLANGE, 6X16	(2)	(2)		
37	90301-ZY9-000	NUT, HEX., 12MM	8	8		
38	90302-ZW5-003	NUT, FLANGE, 12MM	2	2		
39	90304-ZV5-013	NUT, SELF-LOCK (7/8-14UNF) ..	1	1		
40	90304-ZW1-013	NUT, SELF-LOCK (25X2.0)	1	1		
41	90306-ZV5-003	NUT, SELF-LOCK, 10MM	3	3		
42	90501-ZV5-000	WASHER, WAVE, 40MM	1	1		



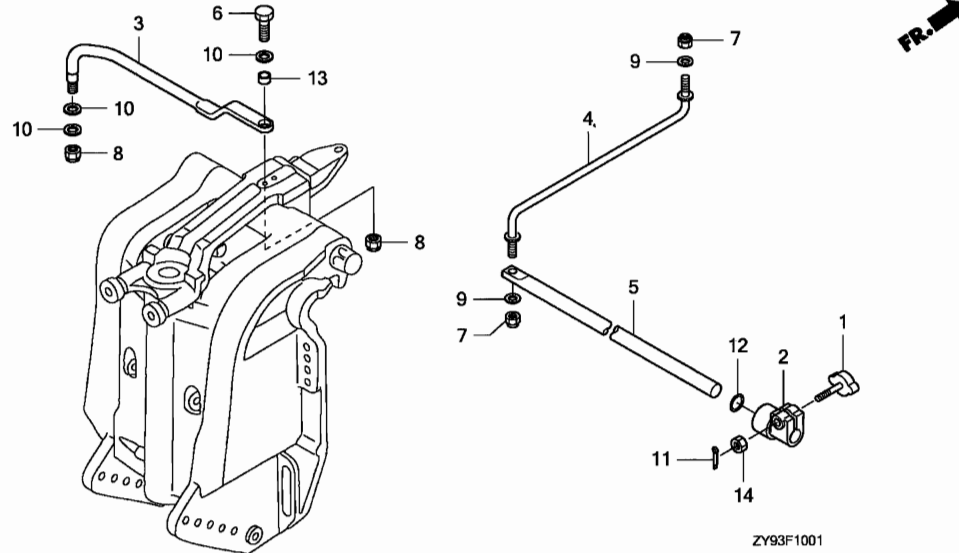
3

Ref. No.	Part No.	Description	Reqd. QTY		Serial No.	Parts catalogue code
			BF 75D KO	BF 90D KO		
43	90502-ZV5-000	WASHER, WAVE, 26MM	2	2		
44	90504-ZV5-000	WASHER, THRUST, 34MM	1	1		
45	90545-ZV5-000	WASHER, PLAIN, 10MM	1	1		
46	90552-ZV5-000	WASHER, PLAIN, 12MM	4	4		
47	90559-ZV5-000	WASHER, PLAIN, 12MM	8	8		
48	90563-ZV5-000	WASHER, PLAIN, 10MM	2	2		
49	90651-ZW3-H00	CIRCLIP, EXTERNAL, 39MM	1	1		
50	90681-763-A01	CLIP, WIRE HARNESS	1	1		
51	90951-ZV7-010	NIPPLE, GREASE	3	3		
52	91256-ZV5-003	OIL SEAL, 39.5X52X6(ARAI) ...	1	1		
53	91352-ZV5-000	O-RING, 15.54X2.26	1	1		
54	91557-ZY9-000	COLLAR, SPLASH PLATE	(2)	(2)		
55	94305-25203	PIN, SPRING, 2.5X20	2	2		

F-10-1

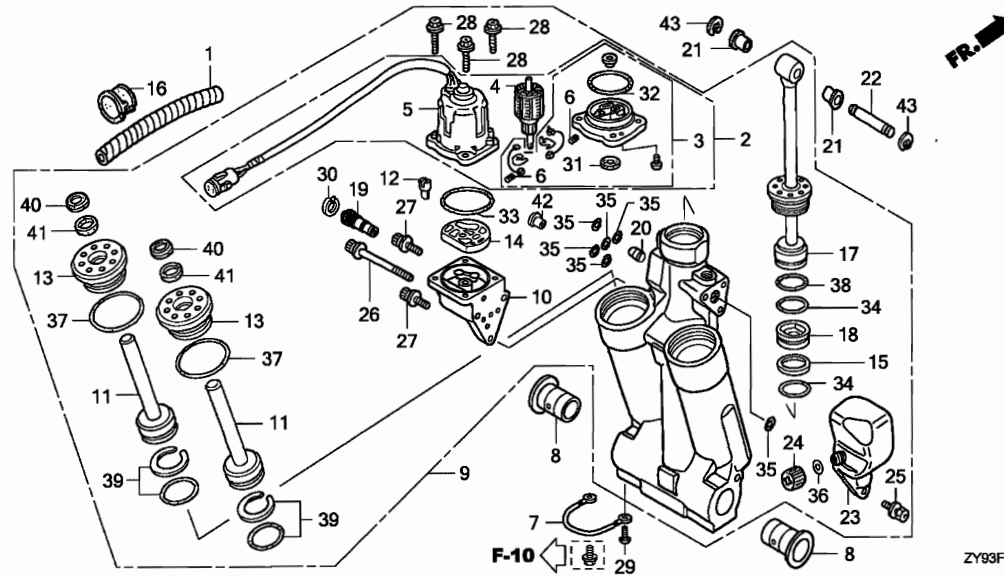
STEERING FRICTION SHAFT

G14



Ref. No.	L.O.N.	(Relative ref. Number) Description	F.R.T.
3	5101H2	ROD, STEERING FRICTION	0.2

Ref. No.	Part No.	Description	Reqd. QTY		Serial No.	Parts catalogue code
			BF 75D KO	BF 90D KO		
1	53104-ZV3-000	BOLT, FRICTION	1	1	-----	LHTD,LHTW
(1)			(1)	(1)	-----	LRTD,LRTL,LRTU,LRTW,XRTD,XRTL,XRTU,XRTW
2	53236-ZW1-700	BLOCK, STEERING FRICTION	1	1	-----	LHTD,LHTW
(1)			(1)	(1)	-----	LRTD,LRTL,LRTU,LRTW,XRTD,XRTL,XRTU,XRTW
3	53238-ZW1-010	ROD, STEERING	1	1	-----	LRTD,LRTL,LRTU,LRTW,XRTD,XRTL,XRTU,XRTW
4	53238-ZW1-700	ROD, STEERING FRICTION	1	1	-----	LHTD,LHTW
(1)			(1)	(1)	-----	LRTD,LRTL,LRTU,LRTW,XRTD,XRTL,XRTU,XRTW
5	53239-ZW1-701	SHAFT, STEERING FRICTION	1	1	-----	LHTD,LHTW
(1)			(1)	(1)	-----	LRTD,LRTL,LRTU,LRTW,XRTD,XRTL,XRTU,XRTW
6	90105-ZW1-000	BOLT, 3/8-24UNF	1	1	-----	LRTD,LRTL,LRTU,LRTW,XRTD,XRTL,XRTU,XRTW
7	90305-ZV4-000	NUT, SELF-LOCK, 8MM	2	2	-----	LHTD,LHTW
(2)			(2)	(2)	-----	LRTD,LRTL,LRTU,LRTW,XRTD,XRTL,XRTU,XRTW
8	90307-ZV5-003	NUT, SELF-LOCK (3/8-24UNF) ..	2	2	-----	LRTD,LRTL,LRTU,LRTW,XRTD,XRTL,XRTU,XRTW
9	90401-ZW1-000	WASHER, PLAIN, 8MM	2	2	-----	LHTD,LHTW
(2)			(2)	(2)	-----	LRTD,LRTL,LRTU,LRTW,XRTD,XRTL,XRTU,XRTW
10	90514-ZV4-000	WASHER, 10MM	3	3	-----	LRTD,LRTL,LRTU,LRTW,XRTD,XRTL,XRTU,XRTW
11	90759-ZV1-000	PIN, SPLIT, 2.0	1	1	-----	LHTD,LHTW
(1)			(1)	(1)	-----	LRTD,LRTL,LRTU,LRTW,XRTD,XRTL,XRTU,XRTW
12	91352-ZV5-000	O-RING, 15.54X2.26	1	1	-----	LHTD,LHTW
(1)			(1)	(1)	-----	LRTD,LRTL,LRTU,LRTW,XRTD,XRTL,XRTU,XRTW
13	91560-ZV5-000	COLLAR, STEERING ROD	1	1	-----	LRTD,LRTL,LRTU,LRTW,XRTD,XRTL,XRTU,XRTW
14	94002-06490-0S	NUT, HEX., 6MM	1	1	-----	LHTD,LHTW
(1)			(1)	(1)	-----	LRTD,LRTL,LRTU,LRTW,XRTD,XRTL,XRTU,XRTW

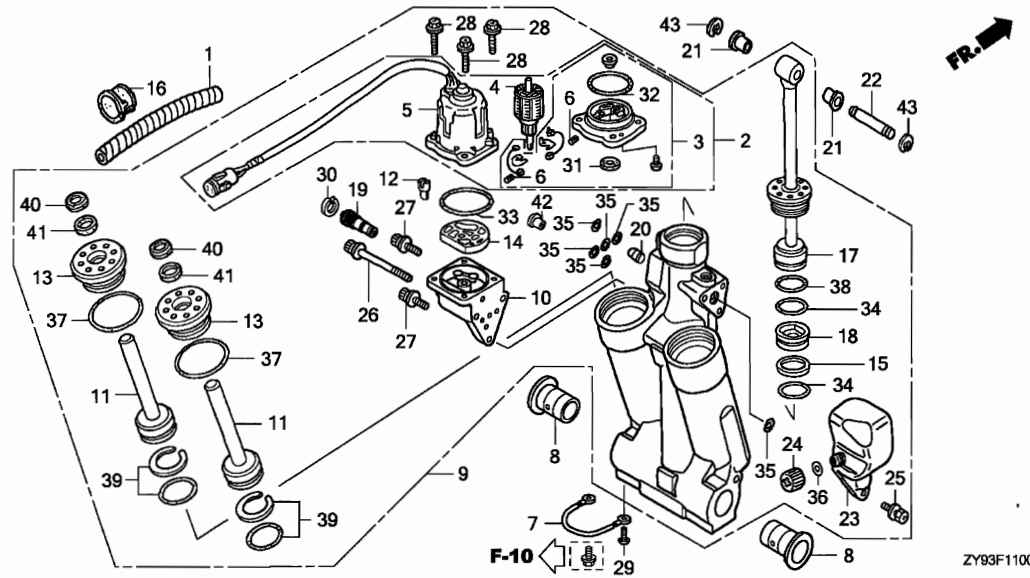


Ref. No.	L.O.N.	(Relative ref. Number) Description	F.R.T.
2	8171B6	MOTOR, POWER TILTINCLUDES: Engine removal and installation	6.1
4	8171F4	ARMATURE, POWER TRIM-TILTINCLUDES: Engine removal and installation	6.3
5	8171D2	YOKE, POWER TRIM-TILTINCLUDES: Engine removal and installation	6.3
9	8171C9	TILT, POWERINCLUDES: Engine removal and installation	5.1
10	8171C7	PUMP, POWER TRIM-TILTINCLUDES: Engine removal and installation	6.3
11	8171H7	ROD, POWER TRIM-TILT PISTON(B) :LEFTINCLUDES: Engine removal and installation .NOTE: Same time for two units or more	7.0

ZY93F1100

3

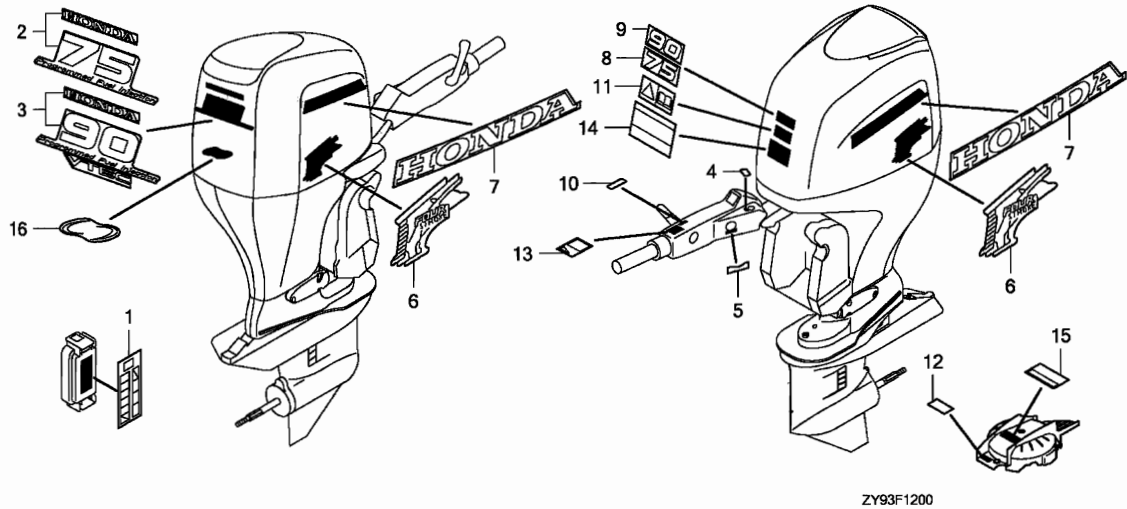
Ref. No.	Part No.	Description	Reqd. QTY		Serial No.	Parts catalogue code
			BF 75D KO	BF 90D KO		
1	36104-ZY9-003	TUBE, SPIRAL (12X14.6)	1	1		
2	36120-ZY9-003	MOTOR ASSY., POWER TILT	1	1		
3	36122-ZW1-013	BRACKET ASSY.	1	1		
4	36123-ZW1-013	ARMATURE COMP.	1	1		
5	36129-ZY9-003	YOKE ASSY.	1	1		
6	36136-ZV5-821	SPRING, MOTOR	2	2		
7	40219-ZY3-013	WIRE, LEAD (1.5X116MM)	1	1		
8	50214-ZV5-003	BUSH, SWIVEL CASE	2	2		
9	56000-ZY9-003	TRIM-TILT ASSY., POWER	1	1		
10	56100-ZY9-003	PUMP ASSY.	1	1		
11	56110-ZW1-701	ROD COMP., PISTON (B)	2	2		
12	56113-ZW1-701	JOINT, DRIVE	1	1		
13	56115-ZY9-003	GUIDE COMP., ROD	2	2		
14	56116-ZW1-701	FILTER B	1	1		
15	56117-ZV5-821	RING, BACK UP	1	1		
16	56118-ZV5-820	BUSH, MOTOR CODE	1	1		
17	56120-ZY9-003	ROD COMP., PISTON	1	1		
18	56130-ZW1-702	PISTON COMP., FREE	1	1		
19	56170-ZY9-003	VALVE COMP., MANUAL	1	1		
20	56180-ZW1-701	VALVE COMP., RESERVOIR	1	1		
21	56513-ZV5-000	BUSH, LOWER CYLINDER	2	2		
22	56532-ZW1-000	PIN, UPPER CYLINDER	1	1		
23	56851-ZW1-703	TANK, OIL	1	1		
24	56860-ZW1-701	CAP COMP., OIL TANK	1	1		
25	90113-ZW1-702	BOLT, RECESSED	3	3		



Ref. No.	L.O.N.	(Relative ref. Number) Description	F.R.T.
+11	8171H8	ROD, POWER TRIM-TILT PISTON(B) :RIGHTINCLUDES: Engine removal and installation .NOTE: Same time for two units or more	7.0
14	8171A9	FILTER, POWER TRIM-TILTINCLUDES: Engine removal and installation (15,18,34,38)	6.2
17	8171C0	ROD, POWER TRIM-TILT PISTON .. .INCLUDES: Engine removal and installation .NOTE: Same time for two units or more	7.0
23	8171D3	TANK, OIL(POWER TRIM-TILT)INCLUDES: Engine removal and installation	5.3

Ref. No.	Part No.	Description	Reqd. QTY		Serial No.	Parts catalogue code
			BF 75D KO	BF 90D KO		
26	90114-ZW1-702	BOLT, SOCKET (A)	1	1		
27	90115-ZW1-702	BOLT, SOCKET (B)	2	2		
28	90116-ZW1-702	BOLT, HEX.	4	4		
29	90119-ZV5-000	SCREW, PAN, 6X8	1	1		
30	90652-ZW1-702	CIRCLIP, INTERNAL	1	1		
31	91203-ZV5-821	OIL SEAL	1	1		
32	91207-ZW1-013	O-RING	1	1		
33	91302-ZV5-821	O-RING	1	1		
34	91316-ZV5-821	O-RING	2	2		
35	91352-ZW1-702	O-RING	6	6		
36	91353-ZW1-703	O-RING	1	1		
37	91354-ZW1-701	O-RING	2	2		
38	91355-ZW1-701	O-RING	1	1		
39	91357-ZW1-701	O-RING SET	2	2		
40	91358-ZW1-701	SEAL, WATER	2	2		
41	91361-ZW1-701	PACKING	2	2		
42	91557-ZW1-701	COLLAR, ORIFICE	1	1		
43	94540-15029	E-RING, 15MM	2	2		





ZY93F1200

Ref. L.O.N. (Relative ref. Number) F.R.T.
No. Description

NO INFORMATION

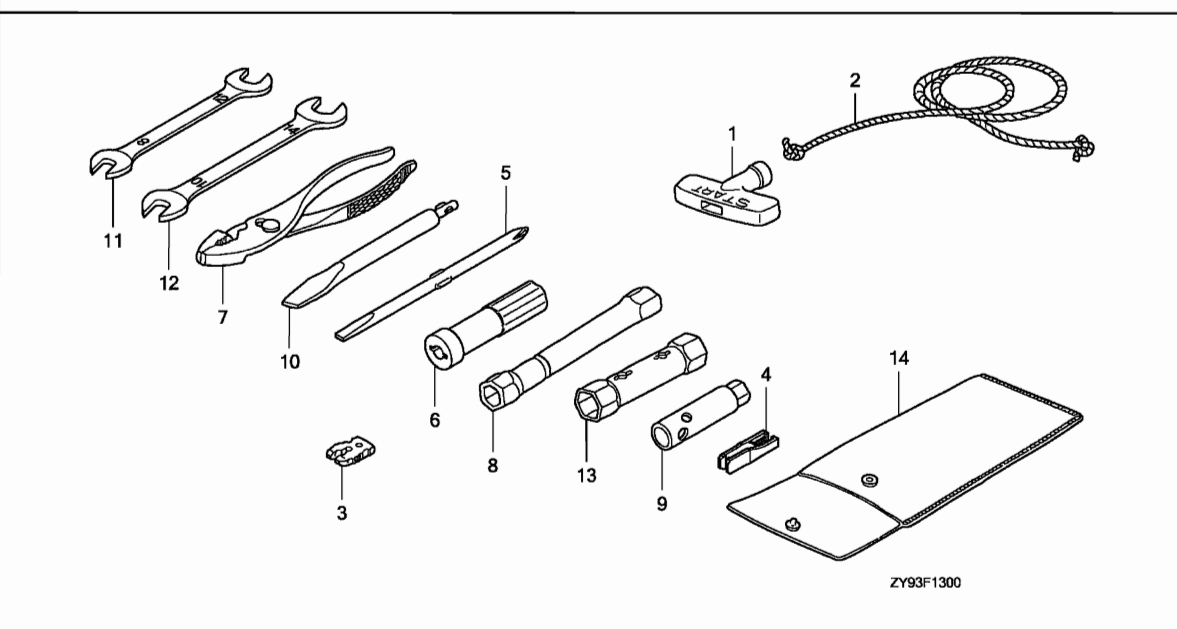
3

Ref. No.	Part No.	Description	Reqd. QTY		Serial No.	Parts catalogue code
			BF 75D KO	BF 90D KO		
1	87117-ZY9-000	LABEL, FUSE	1	1		
2	87121-ZY9-000	MARK, RR. (75)	1	-		
3	87121-ZZ0-000	MARK, RR. (90)	-	1		
4	87124-ZV3-010	MARK, EMERGENCY SWITCH INDICATION	1	1	-----	LHTD,LHTW
			(1)	(1)	-----	LRTD,LRTL,LRTU,LRTW,XRTD,XRTL,XRTU,XRTW
5	87125-ZW1-700	MARK, STARTER (ENGLISH)	1	1	-----	LHTD,LHTW
			(1)	(1)	-----	LRTD,LRTL,LRTU,LRTW,XRTD,XRTL,XRTU,XRTW
6	87131-ZW1-N00	MARK, SIDE	2	2		
7	87132-ZY9-000	MARK, SIDE STRIPE	2	2		
8	87301-ZY9-000	MARK, FR. EMBLEM (75)	1	-		
9	87301-ZZ0-000	MARK, FR. EMBLEM (90)	-	1		
10	87511-ZW9-620	MARK, CHANGE (FRENCH)	1	1	-----	LHTD,LHTW
			(1)	(1)	-----	LRTD,LRTL,LRTU,LRTW,XRTD,XRTL,XRTU,XRTW
11	87516-VA9-B50	MARK, OPERATOR CAUTION	1	1		
12	87531-ZW9-620	LABEL, OIL CAUTION (FRENCH) ..	1	1		
13	87532-ZW9-620	MARK, THROTTLE (FRENCH)	1	1	-----	LHTD,LHTW
			(1)	(1)	-----	LRTD,LRTL,LRTU,LRTW,XRTD,XRTL,XRTU,XRTW
14	87538-ZW1-721	LABEL, WARNING OPERATOR (EC)	1	1		
15	87546-ZY9-640	MARK, EMERGENCY START (ENGLISH/FRENCH)	1	1		
16	87634-ZW1-N01	MARK, ENVIRONMENT (ULTRA LOW EMISSION) (3-STAR)	1	1	-----	LHTD,LRTD,LRTL,XRTD,XRTL
	87634-ZY6-U80	MARK, ENVIRONMENT (RCD)	1	1	-----	LHTW,LRTU,LRTW,XRTU,XRTW

F-13

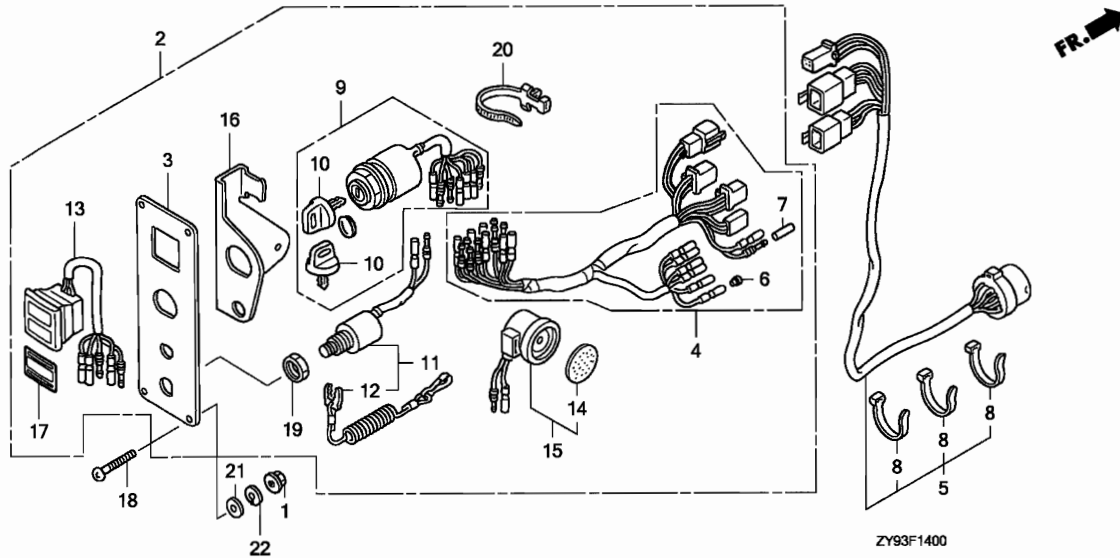
TOOL

H 2



Ref. No.	L.O.N. (Relative ref. Number)	Description	F.R.T.
NO INFORMATION			

Ref. No.	Part No.	Description	Reqd. QTY		Serial No.	Parts catalogue code
			BF 75D KO	BF 90D KO		
1	28461-ZH8-003	GRIP, STARTER	1	1		
2	28462-ZW9-003	ROPE, RECOIL STARTER	1	1		
3	36187-ZV4-652	CLIP, EMERGENCY LOCK	1	1		
4	38235-S04-003	PULLER, MINI FUSE (SUMITOMO)	1	1		
5	89102-538-000	DRIVER, SCREW (NO.2 + -)	1	1		
6	89103-538-000	GRIP	1	1		
7	89210-GBJ-J00	PLIERS, 135 (RIKEN)	1	1		
8	89216-SF4-000	WRENCH, PLUG	1	1		
9	89217-355-000	WRENCH, BOX (10MM)	1	1		
10	89301-921-010	DRIVER, CHECK BOLT	1	1		
11	99001-08120	SPANNER, 8X12	1	1		
12	99001-10140	SPANNER, 10X14	1	1		
13	99004-18190	WRENCH, BOX (P18X19)	1	1		
14	99008-02000	BAG, TOOL, 200MM	1	1		



Ref. No.	L.O.N.	(Relative ref. Number) Description	F.R.T.
----------	--------	------------------------------------	--------

NO INFORMATION

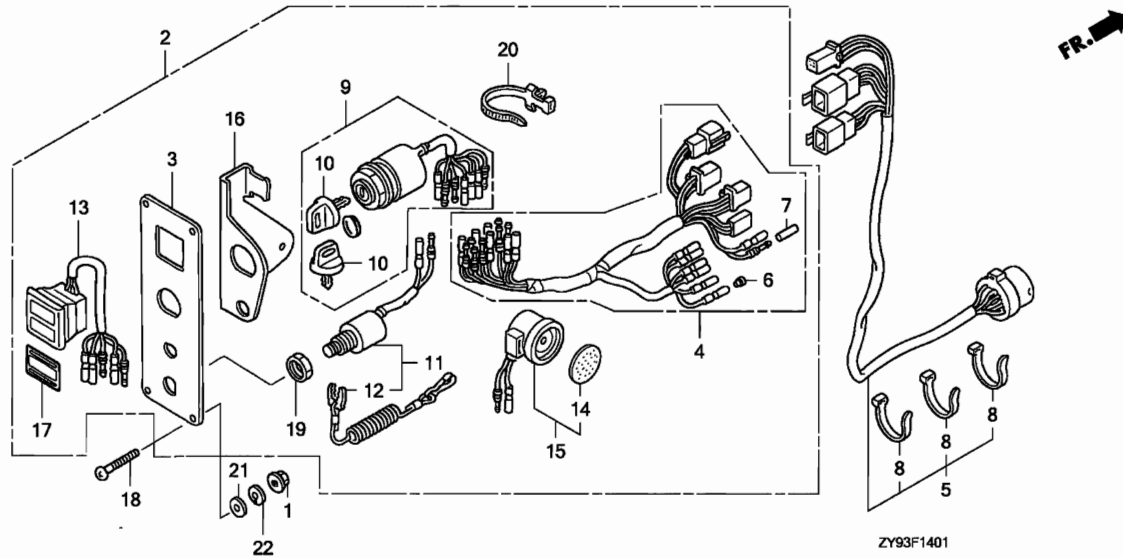
3

Ref. No.	Part No.	Description	Reqd. QTY		Serial No.	Parts catalogue code
			BF 75D KO	BF 90D KO		
1	18334-MT8-770	NUT, FLANGE, 5MM	(4)	(4)		
2	32340-ZW5-043	PANEL ASSY., CONTROL	(1)	(1)		
3	32346-ZW1-V04	PANEL, CONTROL	(1)	(1)		
4	32545-ZW1-V03	HARNESS ASSY., SWITCH PANEL ..	(1)	(1)		
5	32580-ZY3-000	CABLE ASSY., SWITCH PANEL ...	(1)	(1)		
6	32823-ZV5-003	PLUG, INNER CONNECTOR	(7)	(7)		
7	32824-ZV5-003	PLUG, OUTER CONNECTOR	(2)	(2)		
8	32901-952-770	TIE, CABLE	(3)	(3)		
9	35100-ZV5-003	SWITCH ASSY., COMBINATION ...	(1)	(1)		
10	35110-ZV5-003	KEY ASSY., COMBINATION SWITCH	(2)	(2)		
11	36180-ZV5-023	SWITCH ASSY., EMERGENCY STOP	(1)	(1)		
12	36182-ZV4-651	CORD COMP., EMERGENCY	(1)	(1)		
13	37210-ZW1-702	LAMP ASSY., INDICATION	(1)	(1)		
14	38403-341-672	PLATE, WINKER BUZZER	(1)	(1)		
15	38410-ZV5-003	BUZZER COMP., WARNING	(1)	(1)		
16	38414-ZW1-V02	BRACKET, BUZZER	(1)	(1)		
17	87120-ZW5-000	MARK, SWITCH PANEL	(1)	(1)		
18	90109-ZW5-000	SCREW, PAN, 5X40	(4)	(4)		
19	90302-921-000	NUT, HEX., 16MM	(1)	(1)		
20	90649-SC2-003	BAND, WIRE HARNESS (NATURAL) (150MM)	(1)	(1)		
21	94103-05400	WASHER, PLAIN, 5MM	(4)	(4)		
22	94111-05400	WASHER, SPRING, 5MM	(4)	(4)		

F-14-1

CONTROL PANEL(DUAL)

H 4



Ref. No. L.O.N. (Relative ref. Number) Description F.R.T.

NO INFORMATION

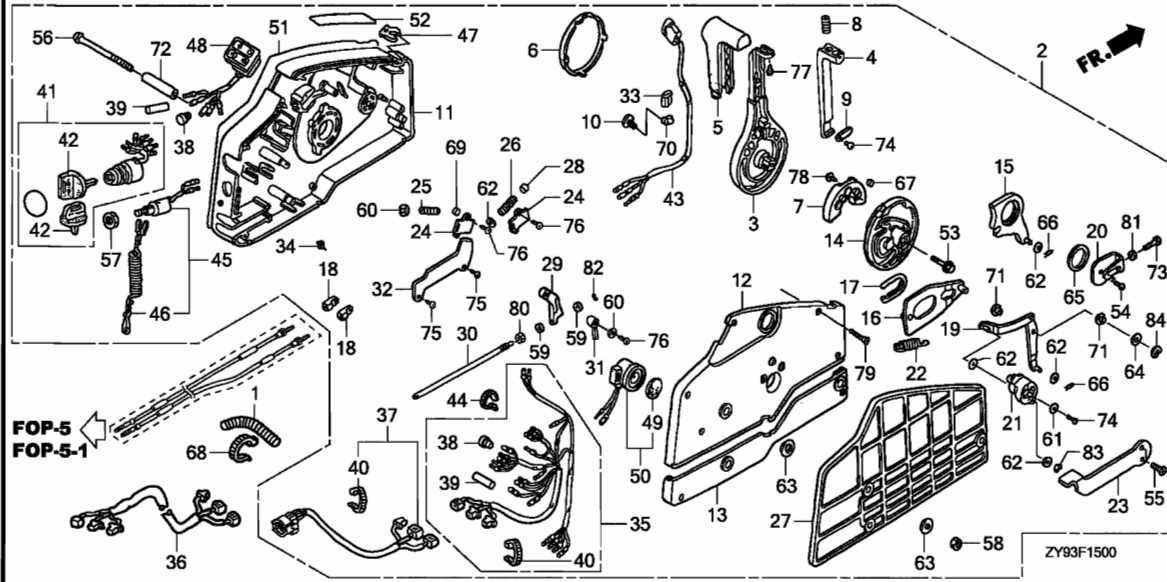
Ref. No.	Part No.	Description	Reqd. QTY		Serial No.	Parts catalogue code
			BF 75D KO	BF 90D KO		
1	18334-MT8-770	NUT, FLANGE, 5MM	(8)	(8)		
2	32340-ZW5-043	PANEL ASSY., CONTROL	(2)	(2)		
3	32346-ZW1-V04	PANEL, CONTROL	(2)	(2)		
4	32545-ZW1-V03	HARNESS ASSY., SWITCH PANEL ..	(2)	(2)		
5	32580-ZY3-000	CABLE ASSY., SWITCH PANEL ...	(2)	(2)		
6	32823-ZV5-003	PLUG, INNER CONNECTOR	(14)	(14)		
7	32824-ZV5-003	PLUG, OUTER CONNECTOR	(4)	(4)		
8	32901-952-770	TIE, CABLE	(6)	(6)		
9	35100-ZV5-003	SWITCH ASSY., COMBINATION ...	(2)	(2)		
10	35110-ZV5-003	KEY ASSY., COMBINATION SWITCH	(4)	(4)		
11	36180-ZV5-023	SWITCH ASSY., EMERGENCY STOP	(2)	(2)		
12	36182-ZV4-651	CORD COMP., EMERGENCY	(2)	(2)		
13	37210-ZW1-702	LAMP ASSY., INDICATION	(2)	(2)		
14	38403-341-672	PLATE, WINKER BUZZER	(2)	(2)		
15	38410-ZV5-003	BUZZER COMP., WARNING	(2)	(2)		
16	38414-ZW1-V02	BRACKET, BUZZER	(2)	(2)		
17	87120-ZW5-000	MARK, SWITCH PANEL	(2)	(2)		
18	90109-ZW5-000	SCREW, PAN, 5X40	(8)	(8)		
19	90302-921-000	NUT, HEX., 16MM	(2)	(2)		
20	90649-SC2-003	BAND, WIRE HARNESS (NATURAL) (150MM)	(2)	(2)		
21	94103-05400	WASHER, PLAIN, 5MM	(8)	(8)		
22	94111-05400	WASHER, SPRING, 5MM	(8)	(8)		

3

F-15

REMOTE CONTROL(SIDE MOUNT)

H 5



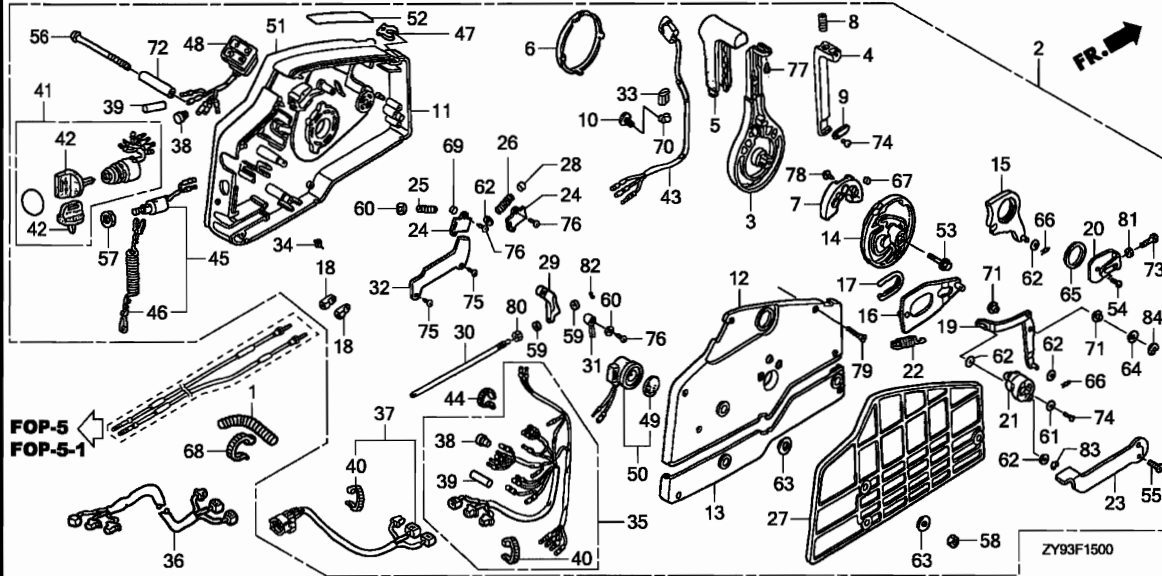
Ref. No.	L.O.N.	(Relative ref. Number) Description	F.R.T.
3	6221B7	HANDLE, REMOTE CONTROL	0.5
4	6221H8	LEVER, HANDLE LOCK	0.4
11	6221H9	HOUSING, REMOTE CONTROL BOX(A)	0.8
12	6221J0	HOUSING, REMOTE CONTROL BOX(B)	0.2
13	6221J1	HOUSING, REMOTE CONTROL BOX(C)	0.1
14	6221E0	WHEEL, REMOTE CONTROL	0.4
16	6221D3	PLATE, REMOTE CONTROL SLIDING	0.4
23	6221H7	LEVER, REMOTE CONTROL IDLE ...	0.1
28	6221F5	SPACER, CLICK SPRING	0.4
35	6111B0	CABLE, REMOTE CONTROL(B)	0.5
36	6111G6	CABLE, REMOTE CONTROL EXTENSION	0.6
41	6151D7	SWITCH, COMBINATION (REMOTE CONTROL)	0.4
43	616150	SWITCH, POWER TRIM-TILT (REMOTE CONTROL)	0.5
45	6151D8	SWITCH, EMERGENCY STOP (REMOTE CONTROL)	0.3
48	6161B4	LAMP, INDICATION (REMOTE CONTROL)	0.3
69	6221F6	ROLLER, CLICK	0.4

3

Ref. No.	Part No.	Description	Reqd. QTY		Serial No.	Parts catalogue code
			BF 75D KO	BF 90D KO		
1	17736-ZW1-000	TUBE, CORRUGATE (28MM)	1	1	-----	LRTD,LRTW,XRTD,XRTW
2	24800-ZW4-H12	BOX ASSY., REMOTE CONTROL ...	(1)	(1)	-----	LRTL,LRTU,XRTL,XRTU
3	24811-ZV5-000	HANDLE, REMOTE CONTROL	1	1	-----	LRTD,LRTW,XRTD,XRTW
4	24812-ZV5-000	LEVER, HANDLE LOCK	(1)	(1)	-----	LRTL,LRTU,XRTL,XRTU
5	24813-ZV5-000	GRIP, REMOTE CONTROL HANDLE .	1	1	-----	LRTD,LRTW,XRTD,XRTW
			(1)	(1)	-----	LRTL,LRTU,XRTL,XRTU
6	24814-ZV5-010	CAP, HANDLE	1	1	-----	LRTD,LRTW,XRTD,XRTW
7	24815-ZV5-000	BLOCK, NEUTRAL LOCK	(1)	(1)	-----	LRTL,LRTU,XRTL,XRTU
8	24816-ZV5-000	SPRING, REMOTE CONTROL HANDLE	1	1	-----	LRTD,LRTW,XRTD,XRTW
9	24817-ZV5-000	PLATE, LEVER SETTING	(1)	(1)	-----	LRTL,LRTU,XRTL,XRTU
10	24818-ZV5-003	CLAMP, HARNESS	1	1	-----	LRTD,LRTW,XRTD,XRTW
			(1)	(1)	-----	LRTL,LRTU,XRTL,XRTU
11	24820-ZV5-000	HOUSING COMP., REMOTE CONTROL BOX (A)	1	1	-----	LRTD,LRTW,XRTD,XRTW
12	24830-ZV5-010	HOUSING ASSY., REMOTE CONTROL BOX (B)	(1)	(1)	-----	LRTL,LRTU,XRTL,XRTU
			1	1	-----	LRTD,LRTW,XRTD,XRTW
			(1)	(1)	-----	LRTL,LRTU,XRTL,XRTU

Ref. No.	Part No.	Description	Reqd. QTY		Serial No.	Parts catalogue code
			BF 75D KO	BF 90D KO		
13	24836-ZV5-000	HOUSING, REMOTE CONTROL BOX (C)	1	1	-----	LRTD,LRTW,XRTD,XRTW
			(1)	(1)	-----	LRTL,LRTU,XRTL,XRTU
14	24841-ZV5-000	WHEEL, CONTROL	1	1	-----	LRTD,LRTW,XRTD,XRTW
			(1)	(1)	-----	LRTL,LRTU,XRTL,XRTU
15	24845-ZV5-000	ARM COMP., SHIFT LINK	1	1	-----	LRTD,LRTW,XRTD,XRTW
			(1)	(1)	-----	LRTL,LRTU,XRTL,XRTU
16	24850-ZV5-000	PLATE COMP., SLIDING	1	1	-----	LRTD,LRTW,XRTD,XRTW
			(1)	(1)	-----	LRTL,LRTU,XRTL,XRTU
17	24854-ZV5-000	COLLAR, SLIDING PLATE	1	1	-----	LRTD,LRTW,XRTD,XRTW
			(1)	(1)	-----	LRTL,LRTU,XRTL,XRTU
18	24855-ZV5-000	PIVOT, SHIFT	2	2	-----	LRTD,LRTW,XRTD,XRTW
			(2)	(2)	-----	LRTL,LRTU,XRTL,XRTU
19	24860-ZV5-000	ARM COMP., LINK JOINT	1	1	-----	LRTD,LRTW,XRTD,XRTW
			(1)	(1)	-----	LRTL,LRTU,XRTL,XRTU
20	24865-ZV5-000	BRACKET, LINK JOINT	1	1	-----	LRTD,LRTW,XRTD,XRTW
			(1)	(1)	-----	LRTL,LRTU,XRTL,XRTU
21	24875-ZV5-000	WHEEL, ACCELERATOR	1	1	-----	LRTD,LRTW,XRTD,XRTW
			(1)	(1)	-----	LRTL,LRTU,XRTL,XRTU
22	24876-ZV5-000	SPRING, ACCELERATOR WHEEL ...	1	1	-----	LRTD,LRTW,XRTD,XRTW
			(1)	(1)	-----	LRTL,LRTU,XRTL,XRTU
23	24878-ZV5-000	LEVER, IDLE	1	1	-----	LRTD,LRTW,XRTD,XRTW
			(1)	(1)	-----	LRTL,LRTU,XRTL,XRTU
24	24881-ZV5-000	PLATE, SPRING SETTING	2	2	-----	LRTD,LRTW,XRTD,XRTW
			(2)	(2)	-----	LRTL,LRTU,XRTL,XRTU
25	24883-ZV5-000	SPRING, SHIFT CLICK	1	1	-----	LRTD,LRTW,XRTD,XRTW
			(1)	(1)	-----	LRTL,LRTU,XRTL,XRTU
26	24884-ZV5-000	SPRING, CHOKE RETURN	1	1	-----	LRTD,LRTW,XRTD,XRTW
			(1)	(1)	-----	LRTL,LRTU,XRTL,XRTU
27	24885-ZV5-000	SPACER, REMOTE CONTROL BOX ..	1	1	-----	LRTD,LRTW,XRTD,XRTW
			(1)	(1)	-----	LRTL,LRTU,XRTL,XRTU
28	24887-ZV5-000	SPACER, CLICK SPRING	1	1	-----	LRTD,LRTW,XRTD,XRTW
			(1)	(1)	-----	LRTL,LRTU,XRTL,XRTU
29	24891-ZV5-000	BLOCK, THROTTLE FRICTION	1	1	-----	LRTD,LRTW,XRTD,XRTW
			(1)	(1)	-----	LRTL,LRTU,XRTL,XRTU
30	24892-ZV5-000	BOLT, FRICTION	1	1	-----	LRTD,LRTW,XRTD,XRTW
			(1)	(1)	-----	LRTL,LRTU,XRTL,XRTU
31	24894-ZV5-000	SPACER, NEUTRAL SWITCH	1	1	-----	LRTD,LRTW,XRTD,XRTW
			(1)	(1)	-----	LRTL,LRTU,XRTL,XRTU
32	24895-ZV5-000	CLAMP, POWER TILT CORD	1	1	-----	LRTD,LRTW,XRTD,XRTW
			(1)	(1)	-----	LRTL,LRTU,XRTL,XRTU
33	24897-ZV5-000	PIPE, HARNESS GUIDE	1	1	-----	LRTD,LRTW,XRTD,XRTW
			(1)	(1)	-----	LRTL,LRTU,XRTL,XRTU
34	24898-ZV5-000	SPACER, CABLE CLAMP	1	1	-----	LRTD,LRTW,XRTD,XRTW
			(1)	(1)	-----	LRTL,LRTU,XRTL,XRTU
35	32530-ZY3-010	CABLE ASSY., REMOTE CONTROL (B)	1	1	-----	LRTD,LRTW,XRTD,XRTW
			(1)	(1)	-----	LRTL,LRTU,XRTL,XRTU
36	32570-ZY3-900	CABLE ASSY., REMOTE CONTROL EXTENSION	(1)	(1)	-----	LRTD,LRTL,LRTU,LRTW,XRTD,XRTL,XRTU,XRTW
37	32580-ZY3-000	CABLE ASSY., SWITCH PANEL ...	1	1	-----	LRTD,LRTW,XRTD,XRTW
			(1)	(1)	-----	LRTL,LRTU,XRTL,XRTU



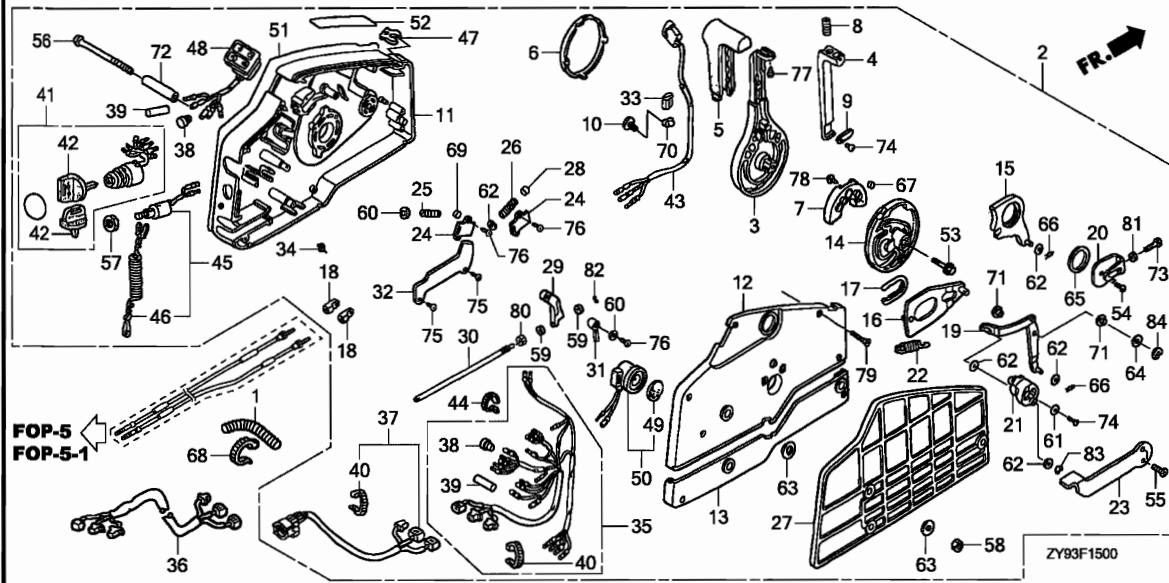


3

Ref. No.	Part No.	Description	Reqd. QTY		Serial No.	Parts catalogue code
			BF 75D KO	BF 90D KO		
38	32823-ZV5-003	PLUG, INNER CONNECTOR	7	7	-----	LRTD,LRTW,XRTD,XRTW
			(7)	(7)	-----	LRTL,LRTU,XRTL,XRTU
39	32824-ZV5-003	PLUG, OUTER CONNECTOR	2	2	-----	LRTD,LRTW,XRTD,XRTW
			(2)	(2)	-----	LRTL,LRTU,XRTL,XRTU
40	32901-952-770	TIE, CABLE	4	4	-----	LRTD,LRTW,XRTD,XRTW
			(4)	(4)	-----	LRTL,LRTU,XRTL,XRTU
41	35100-ZV5-003	SWITCH ASSY., COMBINATION ...	1	1	-----	LRTD,LRTW,XRTD,XRTW
			(1)	(1)	-----	LRTL,LRTU,XRTL,XRTU
42	35110-ZV5-003	KEY ASSY., COMBINATION SWITCH	2	2	-----	LRTD,LRTW,XRTD,XRTW
			(2)	(2)	-----	LRTL,LRTU,XRTL,XRTU
43	35370-ZV5-823	SWITCH ASSY., POWER TRIM-TILT	1	1	-----	LRTD,LRTW,XRTD,XRTW
			(1)	(1)	-----	LRTL,LRTU,XRTL,XRTU
44	35701-MG9-950	BAND	1	1	-----	LRTD,LRTW,XRTD,XRTW
			(1)	(1)	-----	LRTL,LRTU,XRTL,XRTU
45	36180-ZV5-023	SWITCH ASSY., EMERGENCY STOP	1	1	-----	LRTD,LRTW,XRTD,XRTW
			(1)	(1)	-----	LRTL,LRTU,XRTL,XRTU
46	36182-ZV4-651	CORD COMP., EMERGENCY	1	1	-----	LRTD,LRTW,XRTD,XRTW
			(1)	(1)	-----	LRTL,LRTU,XRTL,XRTU
47	36187-ZV4-652	CLIP, EMERGENCY LOCK	1	1	-----	LRTD,LRTW,XRTD,XRTW
			(1)	(1)	-----	LRTL,LRTU,XRTL,XRTU
48	37210-ZV5-013	LAMP ASSY., INDICATION	1	1	-----	LRTD,LRTW,XRTD,XRTW
			(1)	(1)	-----	LRTL,LRTU,XRTL,XRTU
49	38403-341-672	PLATE, WINKER BUZZER	1	1	-----	LRTD,LRTW,XRTD,XRTW
			(1)	(1)	-----	LRTL,LRTU,XRTL,XRTU
50	38410-ZV5-003	BUZZER COMP., WARNING	1	1	-----	LRTD,LRTW,XRTD,XRTW
			(1)	(1)	-----	LRTL,LRTU,XRTL,XRTU

Ref. No.	Part No.	Description	Reqd. QTY		Serial No.	Parts catalogue code
			BF 75D KO	BF 90D KO		
51	87701-ZV5-010	PLATE, REMOTE CONTROL	1	1	-----	LRTD,LRTW,XRTD,XRTW
52	87702-ZW9-800	MARK, FAST IDLE	(1)	(1)	-----	LRTL,LRTU,XRTL,XRTU
53	90008-ZW9-000	BOLT, FLANGE, 8X35	1	1	-----	LRTD,LRTW,XRTD,XRTW
54	90105-MM4-000	SCREW, PAN, 6X10	(1)	(1)	-----	LRTL,LRTU,XRTL,XRTU
55	90108-ZW4-000	SCREW, FLAT, 5X12	2	2	-----	LRTD,LRTW,XRTD,XRTW
56	90125-ZV5-000	SCREW, 6X95	(2)	(2)	-----	LRTL,LRTU,XRTL,XRTU
57	90302-921-000	NUT, HEX., 16MM	3	3	-----	LRTD,LRTW,XRTD,XRTW
58	90304-ZV4-000	NUT, HEX., 6MM	(3)	(3)	-----	LRTL,LRTU,XRTL,XRTU
59	90401-ZW4-000	WASHER, PLAIN, 4MM	1	1	-----	LRTD,LRTW,XRTD,XRTW
60	90402-ZW4-000	WASHER, PLAIN, 5MM	(1)	(1)	-----	LRTL,LRTU,XRTL,XRTU
61	90502-ZV4-000	WASHER, PLAIN, 5MM	3	3	-----	LRTD,LRTW,XRTD,XRTW
62	90504-921-010	WASHER, PLAIN, 6MM	(3)	(3)	-----	LRTL,LRTU,XRTL,XRTU
63	90512-921-010	WASHER, 6MM	2	2	-----	LRTD,LRTW,XRTD,XRTW
64	90518-921-000	WASHER, PLAIN, 8MM	(2)	(2)	-----	LRTL,LRTU,XRTL,XRTU
65	90557-ZV5-000	WASHER, 28MM	2	2	-----	LRTD,LRTW,XRTD,XRTW
66	90751-ZV5-000	PIN, LOCK, 6MM	(2)	(2)	-----	LRTL,LRTU,XRTL,XRTU
67	90772-ZV5-000	PIN, 6X6	1	1	-----	LRTD,LRTW,XRTD,XRTW
68	91058-MG9-681	BAND, SELF LOCK	(1)	(1)	-----	LRTL,LRTU,XRTL,XRTU
69	91151-ZV5-000	ROLLER, CLICK	2	2	-----	LRTD,LRTW,XRTD,XRTW
70	91475-SB6-000	CLIP, WIRE HARNESS (6.3MM) ..	(2)	(2)	-----	LRTL,LRTU,XRTL,XRTU
71	91567-ZV5-000	COLLAR, LINK JOINT	1	1	-----	LRTD,LRTW,XRTD,XRTW
72	91570-ZV5-000	COLLAR, DISTANCE, 6X10X43.5	(1)	(1)	-----	LRTL,LRTU,XRTL,XRTU
73	92101-05016-4J	BOLT, HEX., 5X16	3	3	-----	LRTD,LRTW,XRTD,XRTW
74	93500-05010-4J	SCREW, PAN, 5X10	(3)	(3)	-----	LRTL,LRTU,XRTL,XRTU
75	93901-250J0	SCREW, TAPPING, 5X8	1	1	-----	LRTD,LRTW,XRTD,XRTW
76	93901-251J0	SCREW, TAPPING, 5X10	(1)	(1)	-----	LRTL,LRTU,XRTL,XRTU





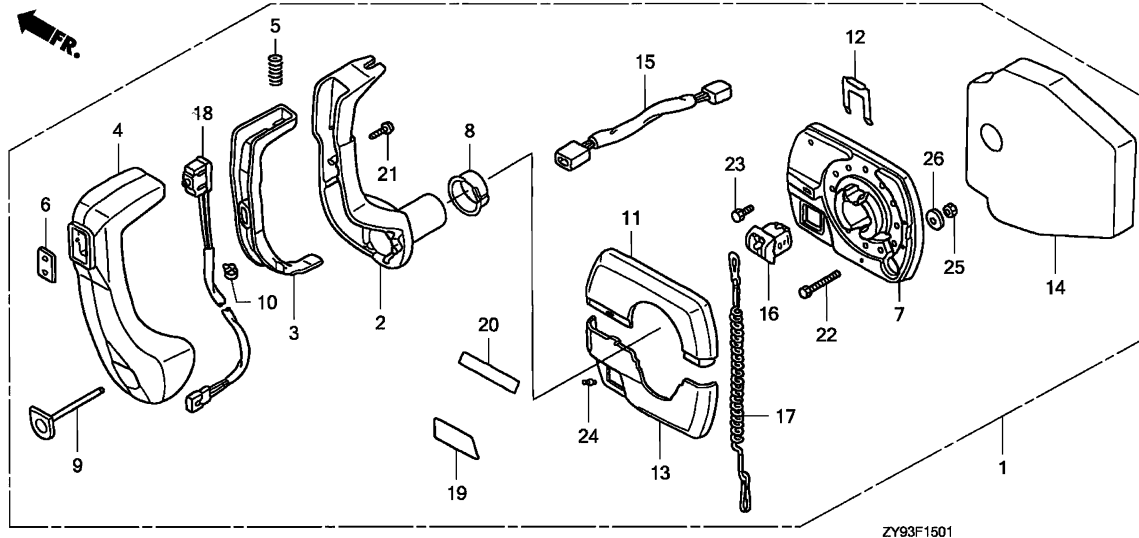
3

Ref. No.	Part No.	Description	Reqd. QTY		Serial No.	Parts catalogue code
			BF 75D KO	BF 90D KO		
77	93901-252J0	SCREW, TAPPING, 5X12	1	1	-----	LRTD,LRTW,XRTD,XRTW
			(1)	(1)	-----	LRTL,LRTU,XRTL,XRTU
78	93903-262J0	SCREW, TAPPING, 6X16	2	2	-----	LRTD,LRTW,XRTD,XRTW
			(2)	(2)	-----	LRTL,LRTU,XRTL,XRTU
79	93905-255J0	SCREW, TAPPING, 5X25	7	7	-----	LRTD,LRTW,XRTD,XRTW
			(7)	(7)	-----	LRTL,LRTU,XRTL,XRTU
80	94001-06490-0S	NUT, HEX., 6MM	1	1	-----	LRTD,LRTW,XRTD,XRTW
			(1)	(1)	-----	LRTL,LRTU,XRTL,XRTU
81	94002-05490-0S	NUT, HEX., 5MM	1	1	-----	LRTD,LRTW,XRTD,XRTW
			(1)	(1)	-----	LRTL,LRTU,XRTL,XRTU
82	94540-03029	E-RING, 3MM	1	1	-----	LRTD,LRTW,XRTD,XRTW
			(1)	(1)	-----	LRTL,LRTU,XRTL,XRTU
83	94540-04029	E-RING, 4MM	1	1	-----	LRTD,LRTW,XRTD,XRTW
			(1)	(1)	-----	LRTL,LRTU,XRTL,XRTU
84	94540-07029	E-RING, 7MM	1	1	-----	LRTD,LRTW,XRTD,XRTW
			(1)	(1)	-----	LRTL,LRTU,XRTL,XRTU

F-15-1

REMOTE CONTROL(PANEL MOUNT)

H10

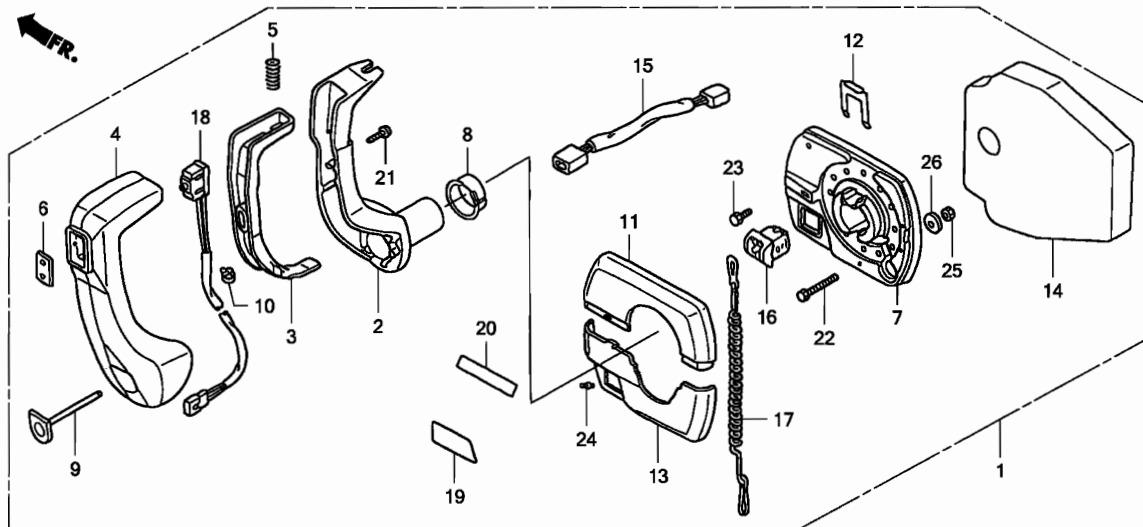


ZY93F1501

Ref. No.	L.O.N.	(Relative ref. Number) Description	F.R.T.
15	6111G7	HARNES, POWER TRIM-TILT	0.2
16	6151H6	SWITCH, EMERGENCY STOP (PANEL MOUNT)	0.2
18	6161E3	SWITCH, POWER TRIM-TILT (PANEL MOUNT)	0.2

Ref. No.	Part No.	Description	Reqd. QTY		Serial No.	Parts catalogue code
			BF 75D KO	BF 90D KO		
1	24800-ZW1-V21	BOX ASSY., REMOTE CONTROL (PANEL MOUNT)	(1)	(1)		
2	24811-ZW1-V21	HANDLE, REMOTE CONTROL	(1)	(1)		
3	24812-ZW1-V21	LEVER, HANDLE LOCK	(1)	(1)		
4	24813-ZW1-V21	GRIP, REMOTE CONTROL HANDLE	(1)	(1)		
5	24816-ZW1-V21	SPRING, REMOTE CONTROL HANDLE	(1)	(1)		
6	24819-ZW1-V21	COVER, GRIP	(1)	(1)		
7	24820-ZW1-V21	HOUSING ASSY., REMOTE CONTROL BOX (A)	(1)	(1)		
8	24821-ZW1-003	BUSHING	(1)	(1)		
9	24822-ZW1-V21	BUTTON, THROTTLE	(1)	(1)		
10	24829-ZW1-003	BAND, CABLE (B)	(1)	(1)		
11	24830-ZW1-V21	HOUSING ASSY., REMOTE CONTROL BOX (B)	(1)	(1)		
12	24834-ZW1-003	RETAINER	(1)	(1)		
13	24836-ZW1-V21	HOUSING, REMOTE CONTROL BOX (C)	(1)	(1)		
14	24870-ZW1-V21	HOUSING ASSY., INNER (PANEL MOUNT)	(1)	(1)		
15	32167-ZW5-650	HARNES ASSY., POWER TRIM-TILT	(1)	(1)		
16	35180-ZW1-003	SWITCH ASSY., EMERGENCY STOP	(1)	(1)		
17	35182-ZW1-003	CORD COMP., EMERGENCY	(1)	(1)		
18	35370-ZW1-V01	SWITCH ASSY., POWER TRIM-TILT (A)	(1)	(1)		
19	87705-ZW1-003	MARK, REMOTE CONTROL (A) (PANEL)	(1)	(1)		

3



ZY93F1501

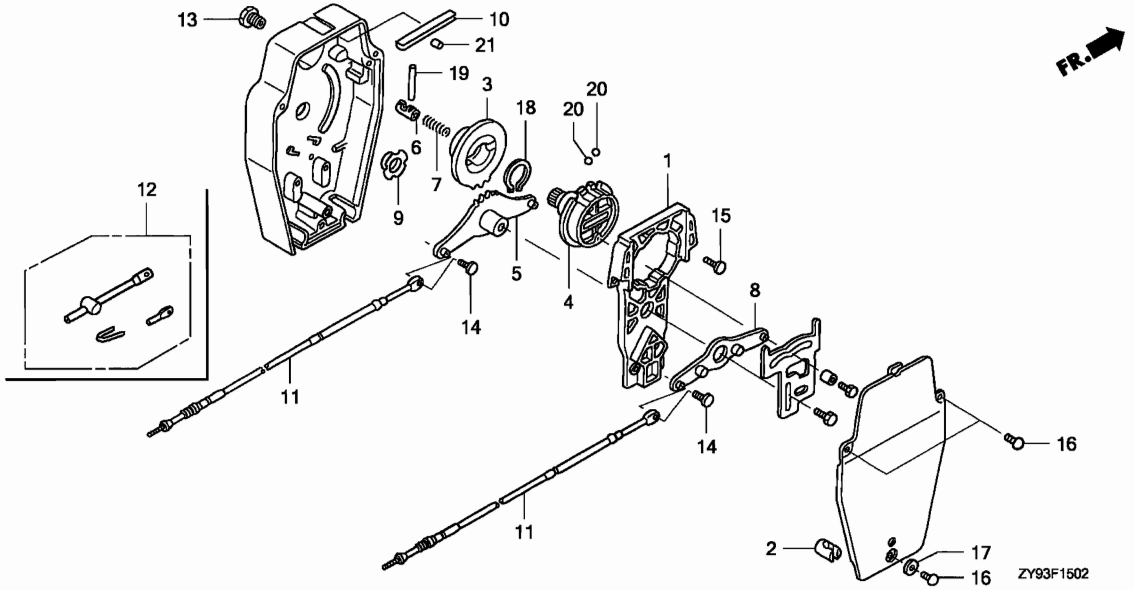
3

Ref. No.	Part No.	Description	Reqd. QTY		Serial No.	Parts catalogue code
			BF 75D KO	BF 90D KO		
20	87706-ZW1-003	MARK, REMOTE CONTROL (B) (FOR STARBOARD)	(1)	(1)		
	87707-ZW1-003	MARK, REMOTE CONTROL (C) (FOR PORT)	(1)	(1)		
21	90136-ZW1-003	SCREW A	(1)	(1)		
22	90137-ZW1-003	SCREW B	(3)	(3)		
23	90138-ZW1-003	SCREW C	(3)	(3)		
24	90139-ZW1-003	SCREW, FRICTION	(1)	(1)		
25	90314-ZW1-003	NUT (1/4X20)	(3)	(3)		
26	90551-ZW1-003	WASHER	(3)	(3)		

F-15-2

REMOTE CONTROL(INNER HOUSING)

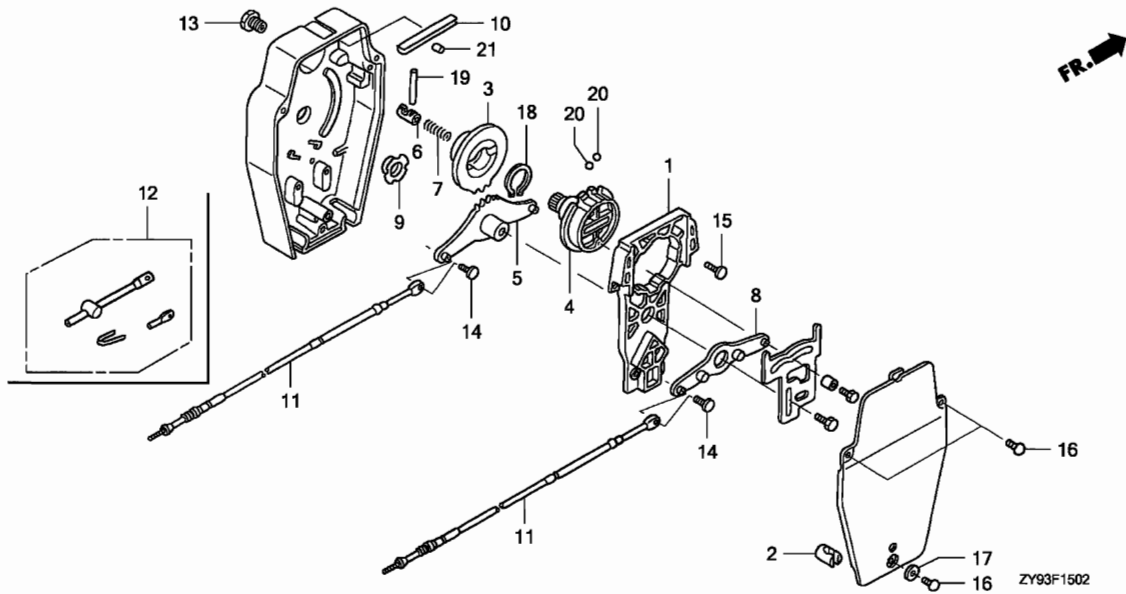
H12



Ref. No.	L.O.N.	(Relative ref. Number) Description	F.R.T.
1	6221L3	FRAME, REMOTE CONTROL BOX	0.3
4	6221L5	SHAFT, INNER HOUSING HANDLE ..	0.3
5	8101A6	ARM, SHIFT LINK	0.3

Ref. No.	Part No.	Description	Reqd. QTY		Serial No.	Parts catalogue code
			BF 75D KO	BF 90D KO		
1	24825-ZW1-V01	FRAME ASSY., REMOTE CONTROL BOX	(1)	(1)		
2	24839-ZW1-V01	GROMMET	(2)	(2)		
3	24841-ZW1-V01	WHEEL, CONTROL	(1)	(1)		
4	24843-ZW1-V01	SHAFT, HANDLE	(1)	(1)		
5	24845-ZW1-V01	ARM ASSY., SHIFT LINK	(1)	(1)		
6	24847-ZW1-V01	SHAFT, GEAR SHIFT	(1)	(1)		
7	24848-ZW1-V01	SPRING, GEAR SHIFT	(1)	(1)		
8	24865-ZW1-V01	ARM ASSY., THROTTLE LINK	(1)	(1)		
9	24873-ZW1-V01	BUSH	(1)	(1)		
10	24883-ZW1-V01	SPRING, SHIFT CLICK	(5)	(5)		
11	24911-ZW1-V00	CABLE COMP., REMOTE CONTROL (10')(TELEFLEX)	(2)	(2)		
	24911-ZW1-003	CABLE COMP., REMOTE CONTROL (10')(BRUNSWICK)	(2)	(2)		
	24912-ZW1-V00	CABLE COMP., REMOTE CONTROL (11')(TELEFLEX)	(2)	(2)		
	24912-ZW1-003	CABLE COMP., REMOTE CONTROL (11')(BRUNSWICK)	(2)	(2)		
	24913-ZW1-V00	CABLE COMP., REMOTE CONTROL (12')(TELEFLEX)	(2)	(2)		
	24913-ZW1-003	CABLE COMP., REMOTE CONTROL (12')(BRUNSWICK)	(2)	(2)		
	24914-ZW1-V00	CABLE COMP., REMOTE CONTROL (13')(TELEFLEX)	(2)	(2)		
	24914-ZW1-003	CABLE COMP., REMOTE CONTROL (13')(BRUNSWICK)	(2)	(2)		

3



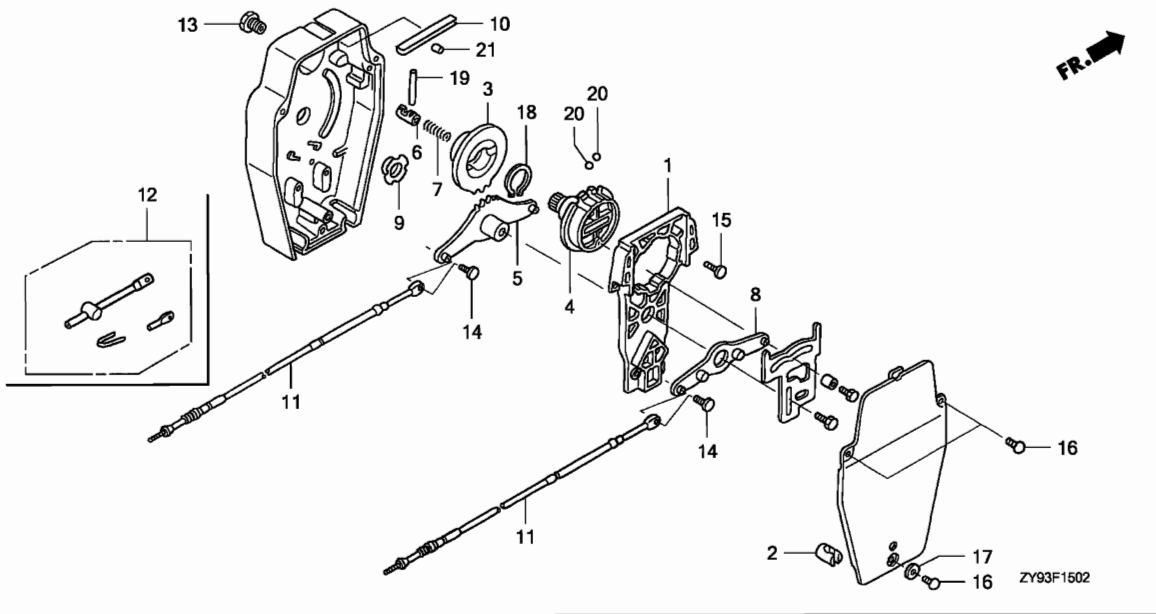
3

Ref. No.	Part No.	Description	Reqd. QTY		Serial No.	Parts catalogue code
			BF 75D KO	BF 90D KO		
11)	24915-ZW1-V00	CABLE COMP., REMOTE CONTROL (14') (TELEFLEX)	(2)	(2)		
	24915-ZW1-003	CABLE COMP., REMOTE CONTROL (14') (BRUNSWICK)	(2)	(2)		
	24916-ZW1-V00	CABLE COMP., REMOTE CONTROL (15') (TELEFLEX)	(2)	(2)		
	24916-ZW1-003	CABLE COMP., REMOTE CONTROL (15') (BRUNSWICK)	(2)	(2)		
	24917-ZW1-V00	CABLE COMP., REMOTE CONTROL (16') (TELEFLEX)	(2)	(2)		
	24917-ZW1-003	CABLE COMP., REMOTE CONTROL (16') (BRUNSWICK)	(2)	(2)		
	24918-ZW1-V00	CABLE COMP., REMOTE CONTROL (17') (TELEFLEX)	(2)	(2)		
	24918-ZW1-003	CABLE COMP., REMOTE CONTROL (17') (BRUNSWICK)	(2)	(2)		
	24919-ZW1-V00	CABLE COMP., REMOTE CONTROL (18') (TELEFLEX)	(2)	(2)		
	24919-ZW1-003	CABLE COMP., REMOTE CONTROL (18') (BRUNSWICK)	(2)	(2)		
	24920-ZW1-V00	CABLE COMP., REMOTE CONTROL (19') (TELEFLEX)	(2)	(2)		
	24920-ZW1-003	CABLE COMP., REMOTE CONTROL (19') (BRUNSWICK)	(2)	(2)		
	24921-ZW1-V00	CABLE COMP., REMOTE CONTROL (20') (TELEFLEX)	(2)	(2)		
	24921-ZW1-003	CABLE COMP., REMOTE CONTROL (20') (BRUNSWICK)	(2)	(2)		
12	24931-ZW1-V00	ADAPTER, REMOCON CABLE	(2)	(2)		

F-15-2

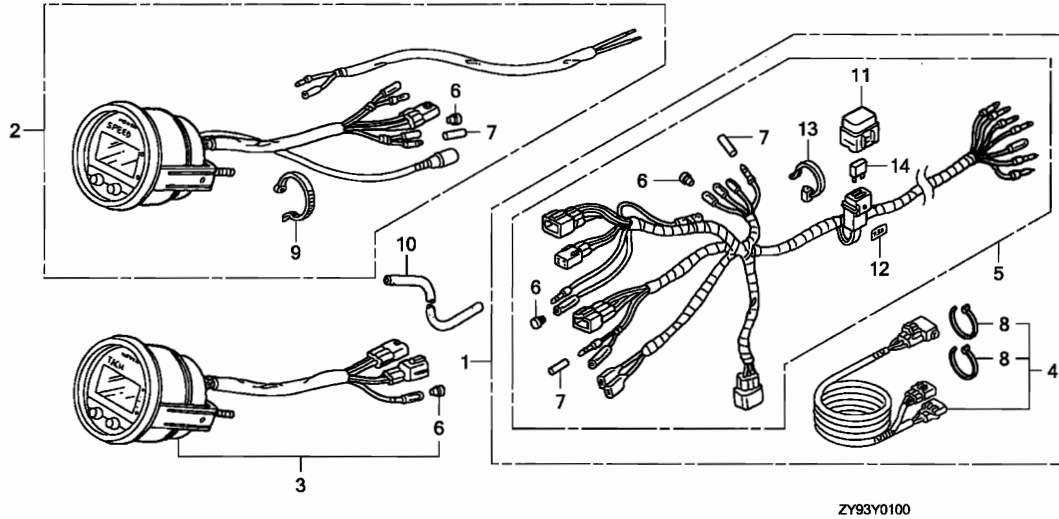
REMOTE CONTROL(INNER HOUSING)

H14



Ref. No.	Part No.	Description	Reqd. QTY		Serial No.	Parts catalogue code
			BF 75D KO	BF 90D KO		
13	90140-ZW1-003	BOLT	(1)	(1)		
14	90142-ZW1-003	SCREW (8-32X3/8)	(2)	(2)		
15	90143-ZW1-003	SCREW (10-32X3/8)	(4)	(4)		
16	90145-ZW1-003	SCREW (10-32X5/8)	(3)	(3)		
17	90552-ZW1-003	WASHER	(1)	(1)		
18	90653-ZW1-003	CIRCLIP, EXTERNAL	(1)	(1)		
19	90753-ZW1-003	PIN, GEARSHIFT	(1)	(1)		
20	90953-ZW1-003	BALL, STEEL	(2)	(2)		
21	91553-ZW1-003	ROLLER, SHIFT CLICK	(1)	(1)		

3

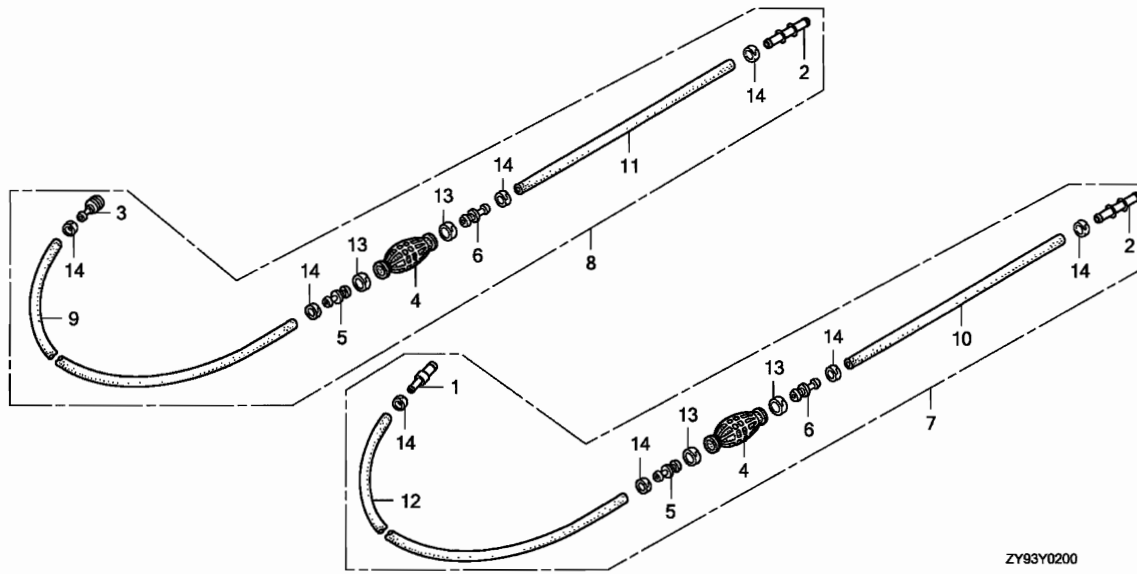


Ref. L.O.N. (Relative ref. Number) F.R.T.
No. Description

NO INFORMATION

3

Ref. No.	Part No.	Description	Reqd. QTY		Serial No.	Parts catalogue code
			BF 75D KO	BF 90D KO		
1	06326-ZY3-801	HARNESS KIT, METER (DIGITAL)	(1)	(1)		
2	06373-ZY3-800	METER KIT, SPEED (DIGITAL)				
	06373-ZY3-810	METER KIT, SPEED (DIGITAL) (USA)	(1)	(1)		
3	06375-ZY3-800	METER KIT, TACHO (DIGITAL)				
	06375-ZY3-810	METER KIT, TACHO (DIGITAL) (USA)	(1)	(1)		
4	32185-ZY6-000	CORD ASSY., INDICATOR (DIGITAL)	(1)	(1)		
5	32540-ZY3-801	HARNESS ASSY., METER (A) (DIGITAL)	(1)	(1)		
6	32823-ZV5-003	PLUG, INNER CONNECTOR	(8)	(8)		
7	32824-ZV5-003	PLUG, OUTER CONNECTOR	(5)	(5)		
8	32901-952-770	TIE, CABLE	(2)	(2)		
9	35701-MG9-950	BAND	(3)	(3)		
10	37202-ZW5-U01	TUBE, SPEED METER (4X7X8000)	(1)	(1)		
11	38216-ZY3-801	COVER ASSY., FUSE (7.5A)	(1)	(1)		
12	87117-ZY3-800	MARK, FUSE (7.5A)	(1)	(1)		
13	90650-ZY1-003	CABLE, TIE	(1)	(1)		
14	98200-30750	FUSE, BLADE (7.5A)	(2)	(2)		



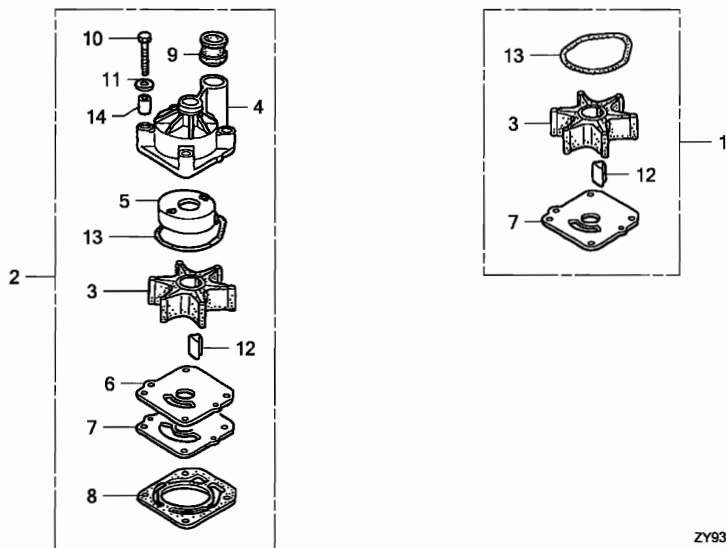
ZY93Y0200

Ref. No.	L.O.N.	(Relative ref. Number) Description	F.R.T.
----------	--------	------------------------------------	--------

NO INFORMATION

Ref. No.	Part No.	Description	Reqd. QTY		Serial No.	Parts catalogue code
			BF 75D KO	BF 90D KO		
1	16966-MR1-000	JOINT, FUEL TUBE	(1)	(1)	-----	LHTD,LHTW,LRTL,LRTU,XRTL,XRTU
2	16966-MR5-000	JOINT, FUEL TUBE	(1)	(1)	-----	-----
3	17660-ZW9-003	CONNECTOR COMP., FUEL	(1)	(1)	-----	LRTD,LRTL,LRTU,LRTW,XRTD,XRTL,XRTU,XRTW
4	17661-921-010	BULB, PRIMER	(1)	(1)	-----	-----
5	17665-ZV5-000	VALVE COMP., IN.	(1)	(1)	-----	-----
6	17680-ZV4-000	VALVE COMP., OUTLET	(1)	(1)	-----	-----
7	17700-ZY3-010	TUBE ASSY., FUEL	(1)	(1)	-----	LHTD,LHTW,LRTL,LRTU,XRTL,XRTU
8	17700-ZY9-000	TUBE ASSY., FUEL TANK	(1)	(1)	-----	LRTD,LRTL,LRTU,LRTW,XRTD,XRTL,XRTU,XRTW
9	17701-ZV5-000	TUBE, FUEL LONG (7.5X2000) ..	(1)	(1)	-----	LRTD,LRTL,LRTU,LRTW,XRTD,XRTL,XRTU,XRTW
10	17701-ZV5-000	TUBE, FUEL LONG (7.5X2000) ..	(1)	(1)	-----	LHTD,LHTW,LRTL,LRTU,XRTL,XRTU
11	17702-ZV4-000	TUBE, FUEL SHORT	(1)	(1)	-----	LRTD,LRTL,LRTU,LRTW,XRTD,XRTL,XRTU,XRTW
12	17702-ZV4-000	TUBE, FUEL SHORT	(1)	(1)	-----	LHTD,LHTW,LRTL,LRTU,XRTL,XRTU
13	17703-921-010	BAND, TUBE CLIP, 20MM	(2)	(2)	-----	-----
14	17704-ZV4-010	BAND, TUBE CLIP, 12.5MM	(4)	(4)	-----	-----

3



ZY93Y0300

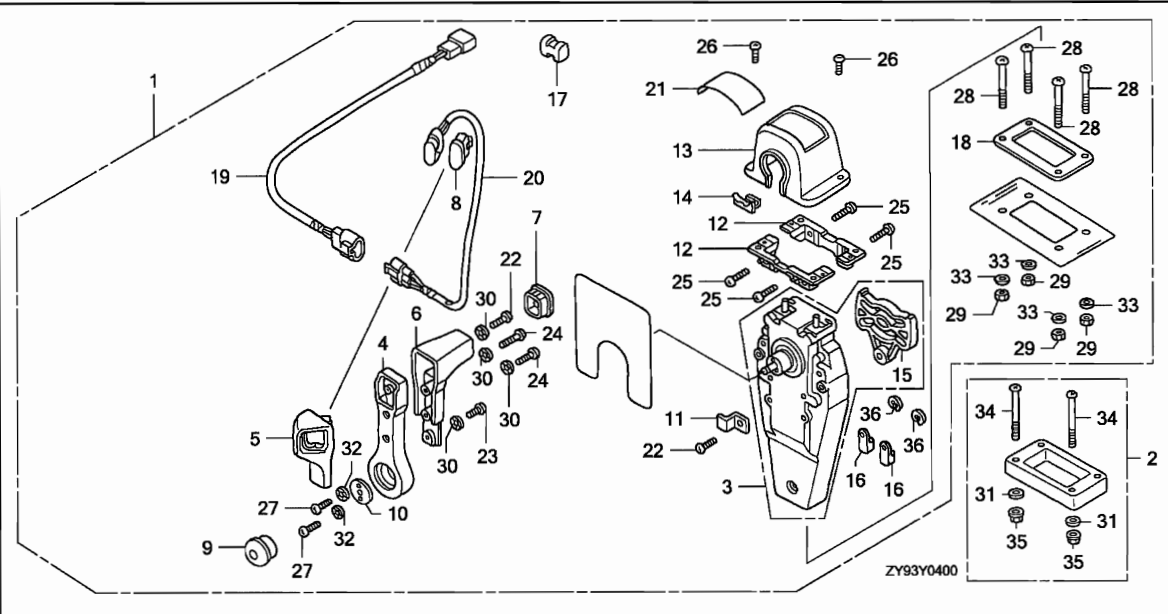
Ref. No.	L.O.N.	(Relative ref. Number) Description	F.R.T.
3	1141B9	IMPELLER, PUMP	0.9
4	1141B6	HOUSING, IMPELLER	0.9
6	1141A3	COVER, IMPELLER	0.9
7	1141F2	GASKET B, IMPELLER	0.9
8	1141K1	GASKET, WATER PUMP	0.9

3

Ref. No.	Part No.	Description	Reqd. QTY		Serial No.	Parts catalogue code
			BF 75D KO	BF 90D KO		
1	06192-ZW1-000	PUMP KIT, IMPELLER	(1)	(1)		
2	06193-ZZ0-000	PUMP KIT, IMPELLER	(1)	(1)		
3	19210-ZW1-B04	IMPELLER, PUMP	(1)	(1)		
4	19221-ZY6-000	HOUSING, IMPELLER	(1)	(1)		
5	19223-ZW1-B00	LINER, PUMP	(1)	(1)		
6	19231-ZY6-000	COVER, IMPELLER	(1)	(1)		
7	19234-ZW1-B00	GASKET B, IMPELLER	(1)	(1)		
8	19242-ZW1-B00	GASKET, WATER PUMP	(1)	(1)		
9	19253-ZW1-B01	RING, WATER TUBE SEAL	(1)	(1)		
10	90010-ZV5-000	BOLT, HEX., 8X55	(4)	(4)		
11	90514-921-000	WASHER, 8MM	(4)	(4)		
12	90752-ZW1-B02	KEY, WOODRUFF	(1)	(1)		
13	91356-ZW1-B00	O-RING, WATER PUMP	(1)	(1)		
14	91552-ZY6-000	COLLAR, DISTANCE	(4)	(4)		

FOP-4

REMOTE CONTROL(TOP MOUNT SINGLE TYPE)(RIGHT)



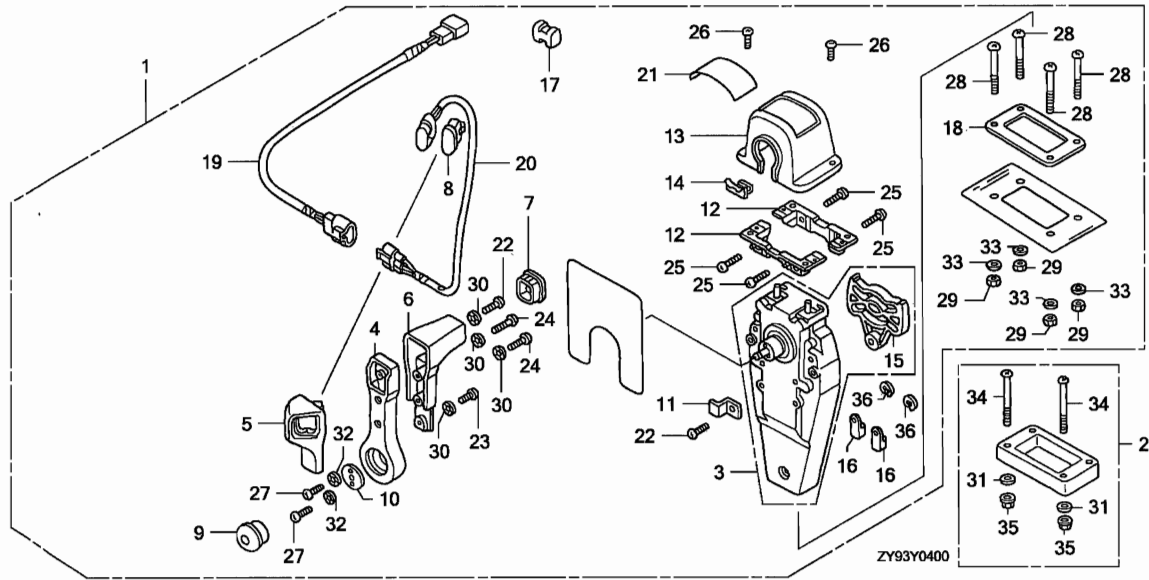
Ref. No.	L.O.N.	(Relative ref. Number) Description	F.R.T.
2	6221L9	SPACER, REMOTE CONTROL BOX (TOP MOUNT)	0.1
3	6221C0	HOUSING, INNER(TOP MOUNT)	0.3
12	6221L8	BRACKET, REMOTE CONTROL HOUSING(TOP MOUNT)	0.1
13	6221L6	HOUSING, REMOTE CONTROL BOX (TOP MOUNT)	0.1
19	6111G9	SUB HARNESS, POWER TRIM-TILT (TOP MOUNT)	0.1
20	6161E0	SWITCH, POWER TRIM-TILT (TOP MOUNT)	0.2

Ref. No.	Part No.	Description	Reqd. QTY		Serial No.	Parts catalogue code
			BF 75D KO	BF 90D KO		
1	06240-ZW5-U40	BOX KIT, REMOTE CONTROL (TOP MOUNT SINGLE)(R.)	(1)	(1)		
2	06241-ZW5-U00	SPACER KIT, REMOTE CONTROL BOX (TOP MOUNT SINGLE)	(1)	(1)		
3	24810-ZW5-U01	HOUSING ASSY., L. INNER (TOP MOUNT)	(1)	(1)		
4	24811-ZW5-U01	HANDLE, REMOTE CONTROL	(1)	(1)		
5	24812-ZW5-U01	COVER, L. GRIP	(1)	(1)		
6	24813-ZW5-U01	GRIP, REMOTE CONTROL HANDLE	(1)	(1)		
7	24814-ZW5-U01	CAP, GRIP	(1)	(1)		
8	24815-ZW5-U01	CAP, SWITCH	(1)	(1)		
9	24816-ZW5-U01	BUTTON, THROTTLE	(1)	(1)		
10	24817-ZW5-U01	PLATE, HANDLE	(1)	(1)		
11	24818-ZW5-U01	PLATE, CABLE CLAMP	(1)	(1)		
12	24819-ZW5-U01	BRACKET, REMOTE CONTROL HOUSING	(2)	(2)		
13	24820-ZW5-U01	HOUSING COMP., REMOTE CONTROL BOX	(1)	(1)		
14	24825-ZW5-U01	HOUSING, LEAD	(1)	(1)		
15	24826-ZW5-U01	PLATE, DWELL	(1)	(1)		
16	24831-ZW5-U01	TERMINAL, CABLE	(2)	(2)		
17	24832-ZW5-U01	SPACER, CABLE CLAMP	(1)	(1)		
18	24834-ZW5-U01	PACKING, SINGLE	(1)	(1)		
19	32530-ZW7-U00	SUB HARNESS ASSY., POWER TRIM-TILT (A)	(1)	(1)		

FOP-4

REMOTE CONTROL(TOP MOUNT SINGLE TYPE)(RIGHT)

I 3



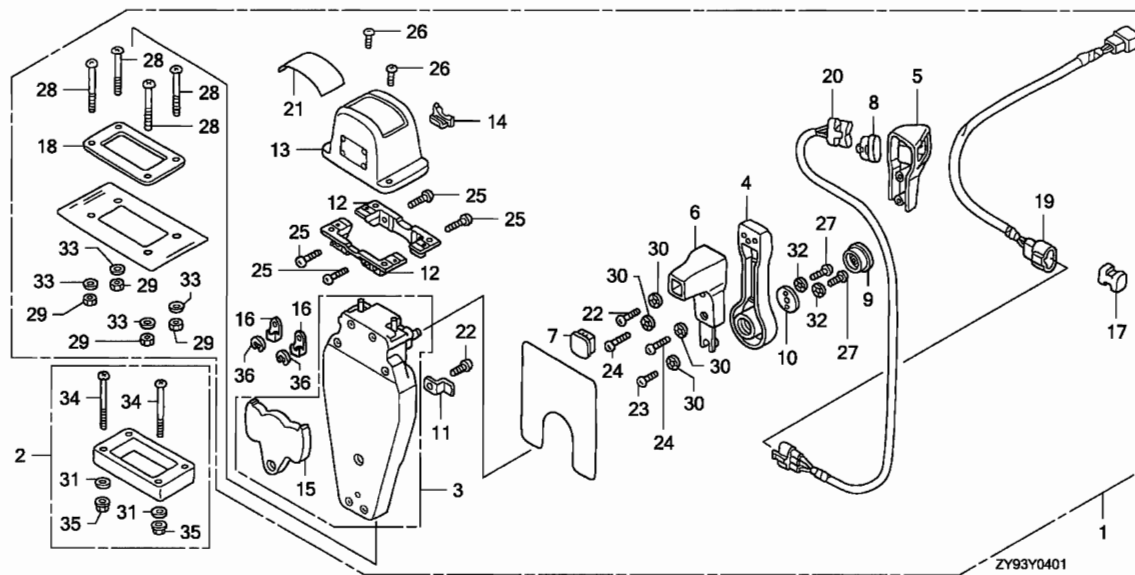
3

Ref. No.	Part No.	Description	Reqd. QTY		Serial No.	Parts catalogue code
			BF 75D KO	BF 90D KO		
20	35370-ZW5-U02	SWITCH ASSY., POWER TRIM-TILT (A)	(1)	(1)		
21	87703-ZW5-U02	MARK, REMOTE CONTROL (SINGLE)	(1)	(1)		
22	90101-ZW5-U00	SCREW, PAN, 5X16	(2)	(2)		
23	90102-ZW5-U00	SCREW, PAN, 5X10	(1)	(1)		
24	90103-ZW5-U01	SCREW, PAN, 5X20	(2)	(2)		
25	90104-ZW5-U00	SCREW, PAN, 5X18	(4)	(4)		
26	90105-ZW5-U01	SCREW, PAN, 4X10	(2)	(2)		
27	90106-ZW5-U00	SCREW, PAN, 6X18	(2)	(2)		
28	90107-ZW5-U00	SCREW, PAN, 5X40	(4)	(4)		
29	90301-ZW5-U00	NUT, HEX., 5MM	(4)	(4)		
30	90501-ZW5-U00	WASHER, LOCK, 5MM	(4)	(4)		
31	90502-ZV4-000	WASHER, PLAIN, 5MM	(4)	(4)		
32	90502-ZW5-U00	WASHER, LOCK, 6MM	(2)	(2)		
33	90503-ZW5-U00	WASHER, PLAIN, 5MM	(4)	(4)		
34	93500-05065-4J	SCREW, PAN, 5X65	(4)	(4)		
35	94001-05490-0S	NUT, HEX., 5MM	(4)	(4)		
36	94540-06029	E-RING, 6MM	(2)	(2)		

FOP-4-1

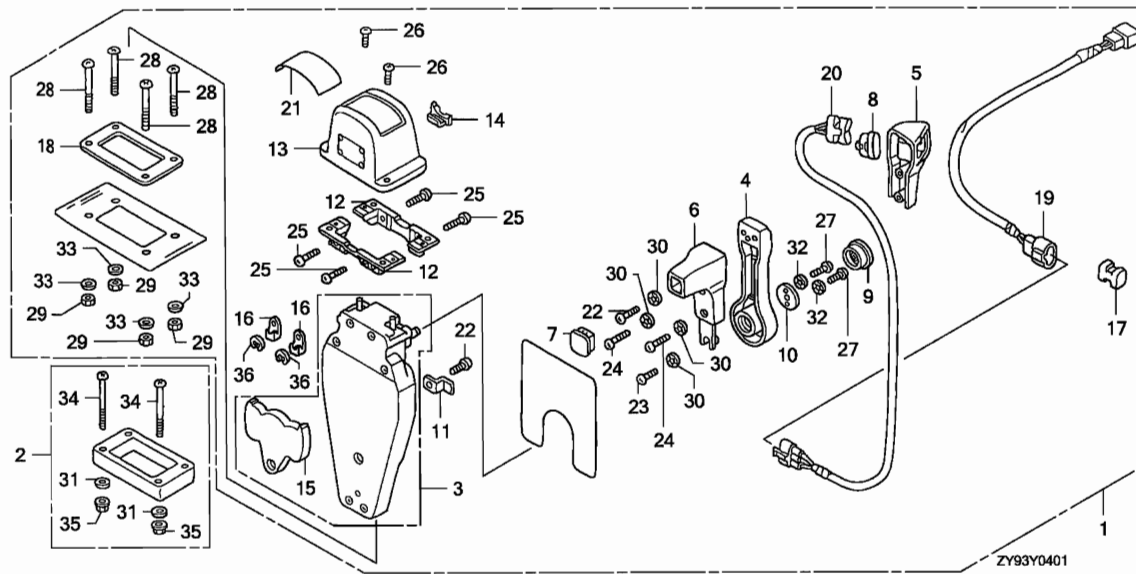
REMOTE CONTROL(TOP MOUNT SINGLE TYPE)(LEFT)

14



Ref. No.	L.O.N.	(Relative ref. Number) Description	F.R.T.
2	6221L9	SPACER, REMOTE CONTROL BOX (TOP MOUNT)	0.1
3	6221C0	HOUSING, INNER(TOP MOUNT)	0.3
12	6221L8	BRACKET, REMOTE CONTROL HOUSING(TOP MOUNT)	0.1
13	6221L6	HOUSING, REMOTE CONTROL BOX (TOP MOUNT)	0.1
19	6111G9	SUB HARNESS, POWER TRIM-TILT (TOP MOUNT)	0.1
20	6161E0	SWITCH, POWER TRIM-TILT (TOP MOUNT)	0.2

Ref. No.	Part No.	Description	Reqd. QTY		Serial No.	Parts catalogue code
			BF 75D KO	BF 90D KO		
1	06240-ZW5-U50	BOX KIT, REMOTE CONTROL (TOP MOUNT SINGLE)(L.)	(1)	(1)		
2	06241-ZW5-U00	SPACER KIT, REMOTE CONTROL BOX (TOP MOUNT SINGLE)	(1)	(1)		
3	24810-ZW5-U11	HOUSING ASSY., R. INNER (TOP MOUNT)	(1)	(1)		
4	24811-ZW5-U01	HANDLE, REMOTE CONTROL	(1)	(1)		
5	24812-ZW5-U11	COVER, R. GRIP	(1)	(1)		
6	24813-ZW5-U01	GRIP, REMOTE CONTROL HANDLE	(1)	(1)		
7	24814-ZW5-U01	CAP, GRIP	(1)	(1)		
8	24815-ZW5-U01	CAP, SWITCH	(1)	(1)		
9	24816-ZW5-U01	BUTTON, THROTTLE	(1)	(1)		
10	24817-ZW5-U01	PLATE, HANDLE	(1)	(1)		
11	24818-ZW5-U01	PLATE, CABLE CLAMP	(1)	(1)		
12	24819-ZW5-U01	BRACKET, REMOTE CONTROL HOUSING	(2)	(2)		
13	24820-ZW5-U01	HOUSING COMP., REMOTE CONTROL BOX	(1)	(1)		
14	24825-ZW5-U01	HOUSING, LEAD	(1)	(1)		
15	24826-ZW5-U01	PLATE, DWELL	(1)	(1)		
16	24831-ZW5-U01	TERMINAL, CABLE	(2)	(2)		
17	24832-ZW5-U01	SPACER, CABLE CLAMP	(1)	(1)		
18	24834-ZW5-U01	PACKING, SINGLE	(1)	(1)		
19	32530-ZW7-U10	SUB HARNESS ASSY., POWER TRIM-TILT (B)	(1)	(1)		



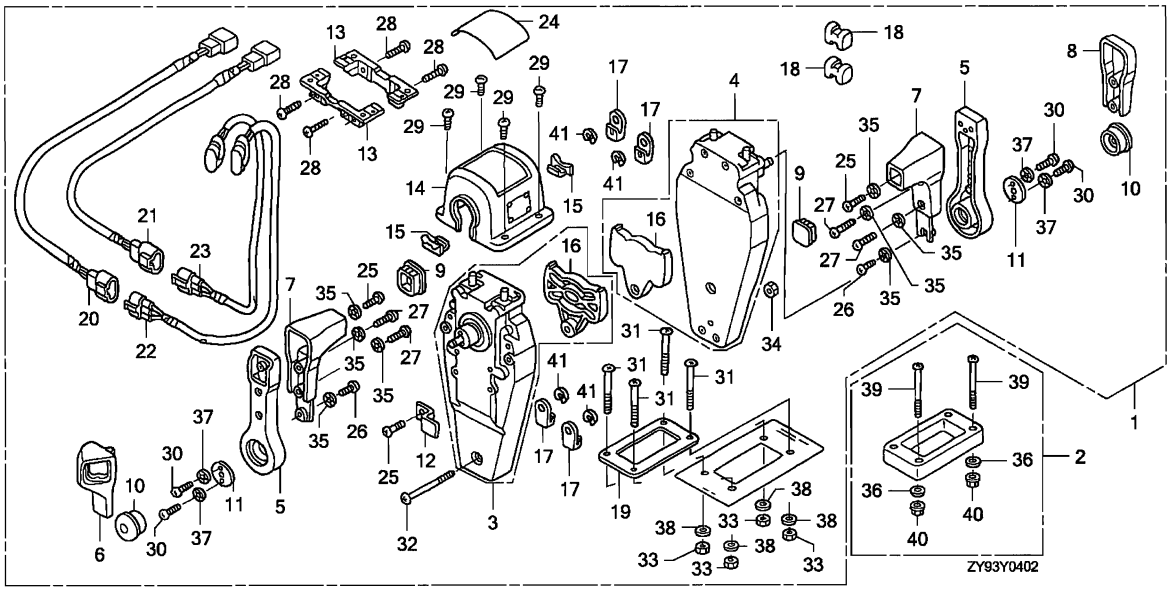
3

Ref. No.	Part No.	Description	Reqd. QTY		Serial No.	Parts catalogue code
			BF 75D K0	BF 90D K0		
20	35370-ZW5-U12	SWITCH ASSY., POWER TRIM-TILT (B)	(1)	(1)		
21	87703-ZW5-U02	MARK, REMOTE CONTROL (SINGLE)	(1)	(1)		
22	90101-ZW5-U00	SCREW, PAN, 5X16	(2)	(2)		
23	90102-ZW5-U00	SCREW, PAN, 5X10	(1)	(1)		
24	90103-ZW5-U01	SCREW, PAN, 5X20	(2)	(2)		
25	90104-ZW5-U00	SCREW, PAN, 5X18	(4)	(4)		
26	90105-ZW5-U01	SCREW, PAN, 4X10	(2)	(2)		
27	90106-ZW5-U00	SCREW, PAN, 6X18	(2)	(2)		
28	90107-ZW5-U00	SCREW, PAN, 5X40	(4)	(4)		
29	90301-ZW5-U00	NUT, HEX., 5MM	(4)	(4)		
30	90501-ZW5-U00	WASHER, LOCK, 5MM	(4)	(4)		
31	90502-ZV4-000	WASHER, PLAIN, 5MM	(4)	(4)		
32	90502-ZW5-U00	WASHER, LOCK, 6MM	(2)	(2)		
33	90503-ZW5-U00	WASHER, PLAIN, 5MM	(4)	(4)		
34	93500-05065-4J	SCREW, PAN, 5X65	(4)	(4)		
35	94001-05490-0S	NUT, HEX., 5MM	(4)	(4)		
36	94540-06029	E-RING, 6MM	(2)	(2)		

FOP-4-2

REMOTE CONTROL(TOP MOUNT DUAL TYPE)(RIGHT)

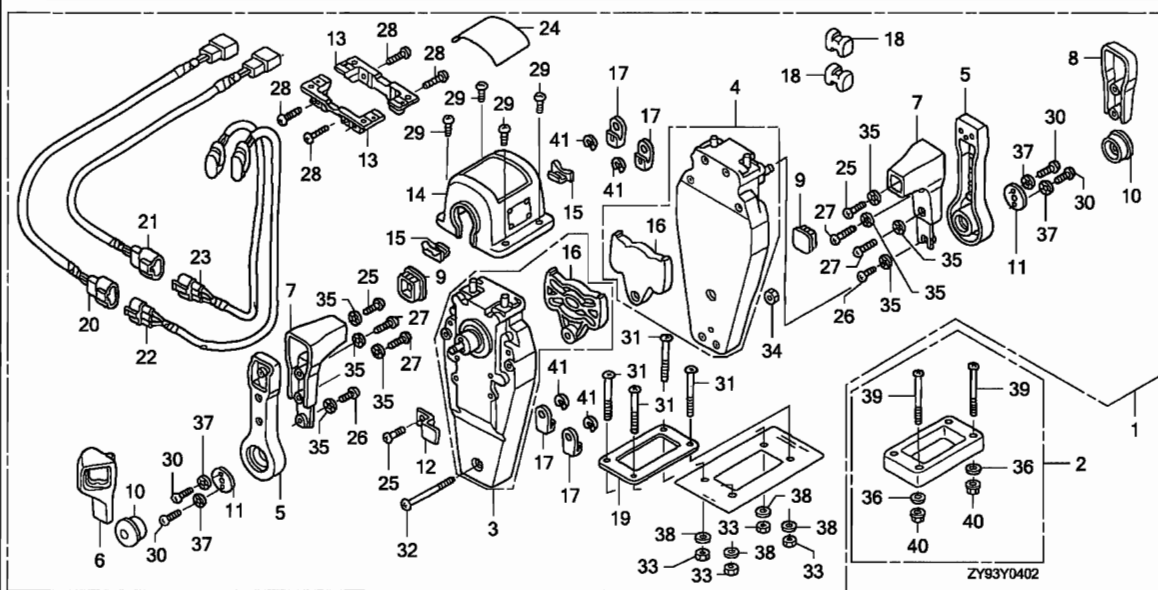
16



Ref. No.	L.O.N.	(Relative ref. Number) Description	F.R.T.
2	6221L2	SPACER, REMOTE CONTROL BOX (TOP MOUNT DUAL)	0.1
3	6221E9	HOUSING, INNER(TOP MOUNT DUAL) :LEFT	0.4
4	6221F0	HOUSING, INNER(TOP MOUNT DUAL) :RIGHT	0.4
13	6221M0	BRACKET, REMOTE CONTROL HOUSING(TOP MOUNT DUAL)	0.1
14	6221L7	HOUSING, REMOTE CONTROL BOX (TOP MOUNT DUAL)	0.1
20	6111H0	SUB HARNESS, POWER TRIM-TILT (TOP MOUNT DUAL)	0.1
22	6161E4	SWITCH, POWER TRIM-TILT (TOP MOUNT DUAL)	0.2

Ref. No.	Part No.	Description	Reqd. QTY		Serial No.	Parts catalogue code
			BF 75D KO	BF 90D KO		
1	06240-ZW5-U60	BOX KIT, REMOTE CONTROL (TOP MOUNT DUAL)(R.)	(1)	(1)		
2	06241-ZW5-U10	SPACER KIT, REMOTE CONTROL BOX (TOP MOUNT DUAL)	(1)	(1)		
3	24810-ZW5-U01	HOUSING ASSY., L. INNER (TOP MOUNT)	(1)	(1)		
4	24810-ZW5-U11	HOUSING ASSY., R. INNER (TOP MOUNT)	(1)	(1)		
5	24811-ZW5-U01	HANDLE, REMOTE CONTROL	(2)	(2)		
6	24812-ZW5-U01	COVER, L. GRIP	(1)	(1)		
7	24813-ZW5-U01	GRIP, REMOTE CONTROL HANDLE ..	(2)	(2)		
8	24813-ZW5-U21	COVER, DUAL GRIP	(1)	(1)		
9	24814-ZW5-U01	CAP, GRIP	(2)	(2)		
10	24816-ZW5-U01	BUTTON, THROTTLE	(2)	(2)		
11	24817-ZW5-U01	PLATE, HANDLE	(2)	(2)		
12	24818-ZW5-U01	PLATE, CABLE CLAMP	(1)	(1)		
13	24819-ZW5-U01	BRACKET, REMOTE CONTROL HOUSING	(2)	(2)		
14	24820-ZW5-U21	HOUSING COMP., DUAL REMOTE CONTROL BOX	(1)	(1)		
15	24825-ZW5-U01	HOUSING, LEAD	(2)	(2)		
16	24826-ZW5-U01	PLATE, DWELL	(2)	(2)		
17	24831-ZW5-U01	TERMINAL, CABLE	(4)	(4)		
18	24832-ZW5-U01	SPACER, CABLE CLAMP	(2)	(2)		
19	24834-ZW5-U21	PACKING, DUAL	(1)	(1)		

3

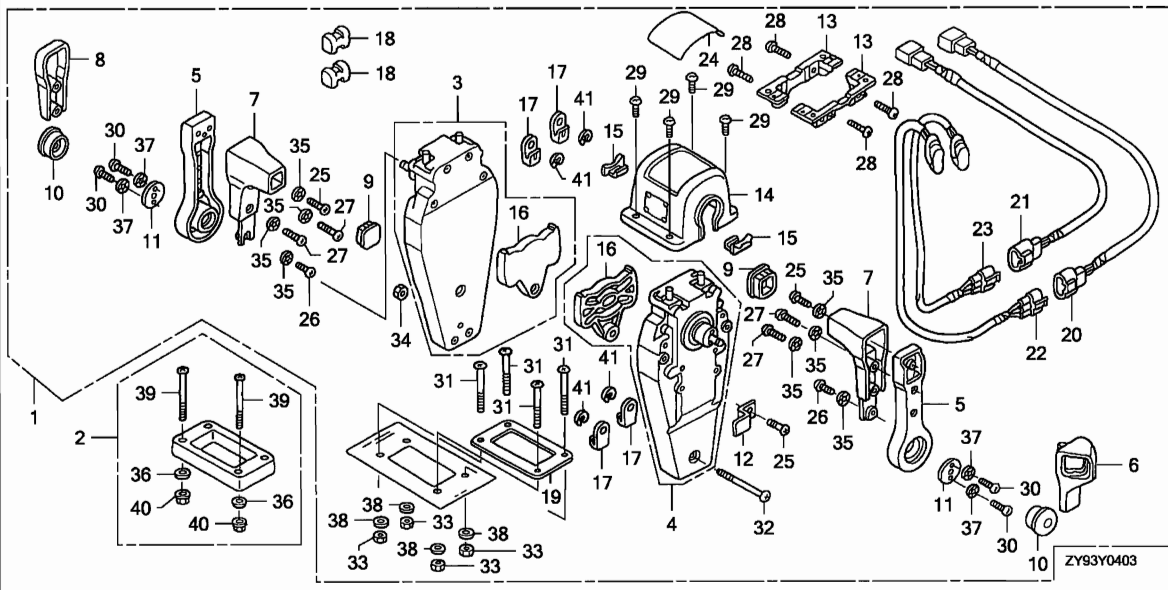


3

Ref. No.	Part No.	Description	Reqd. QTY		Serial No.	Parts catalogue code
			BF 75D KO	BF 90D KO		
20	32530-ZW7-U00	SUB HARNESS ASSY., POWER TRIM-TILT (A)	(1)	(1)		
21	32530-ZW7-U10	SUB HARNESS ASSY., POWER TRIM-TILT (B)	(1)	(1)		
22	35370-ZW5-U02	SWITCH ASSY., POWER TRIM-TILT (A)	(1)	(1)		
23	35370-ZW5-U12	SWITCH ASSY., POWER TRIM-TILT (B)	(1)	(1)		
24	87703-ZW5-U22	MARK, REMOTE CONTROL (DUAL)	(1)	(1)		
25	90101-ZW5-U00	SCREW, PAN, 5X16	(3)	(3)		
26	90102-ZW5-U00	SCREW, PAN, 5X10	(2)	(2)		
27	90103-ZW5-U01	SCREW, PAN, 5X20	(4)	(4)		
28	90104-ZW5-U00	SCREW, PAN, 5X18	(4)	(4)		
29	90105-ZW5-U01	SCREW, PAN, 4X10	(4)	(4)		
30	90106-ZW5-U00	SCREW, PAN, 6X18	(4)	(4)		
31	90107-ZW5-U00	SCREW, PAN, 5X40	(4)	(4)		
32	90108-ZW5-U00	SCREW, PAN, 5X55	(3)	(3)		
33	90301-ZW5-U00	NUT, HEX., 5MM	(4)	(4)		
34	90302-ZW5-U21	NUT, HEX., 5MM	(1)	(1)		
35	90501-ZW5-U00	WASHER, LOCK, 5MM	(8)	(8)		
36	90502-ZV4-000	WASHER, PLAIN, 5MM	(4)	(4)		
37	90502-ZW5-U00	WASHER, LOCK, 6MM	(4)	(4)		
38	90503-ZW5-U00	WASHER, PLAIN, 5MM	(4)	(4)		
39	93500-05065-4J	SCREW, PAN, 5X65	(4)	(4)		
40	94001-05490-0S	NUT, HEX., 5MM	(4)	(4)		
41	94540-06029	E-RING, 6MM	(4)	(4)		

FOP-4-3

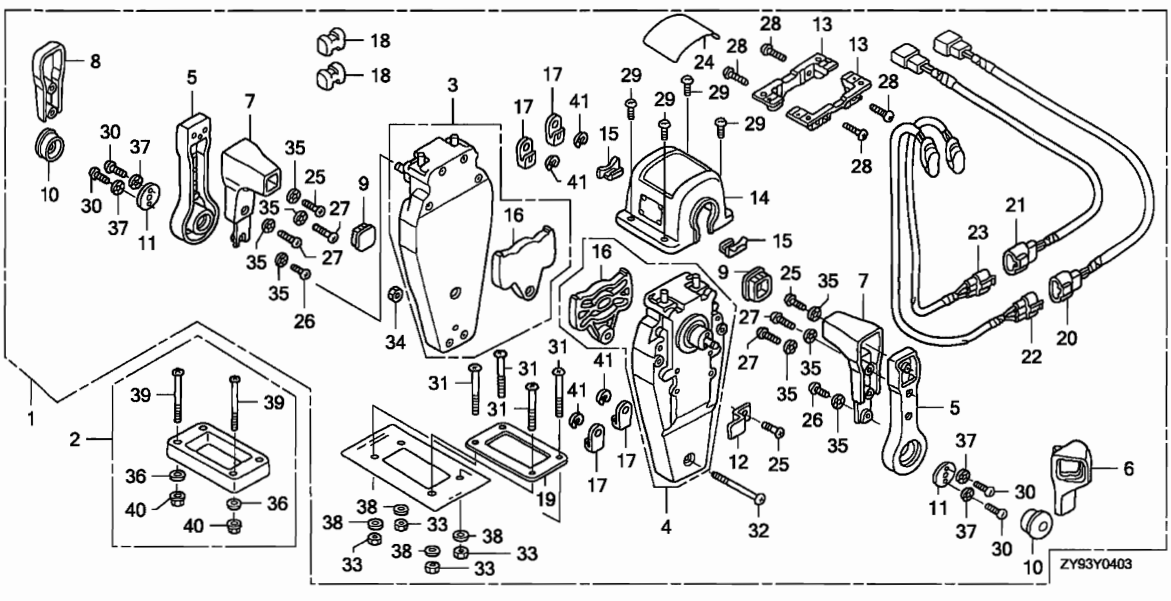
REMOTE CONTROL(TOP MOUNT DUAL TYPE)(LEFT)



Ref. No.	L.O.N.	(Relative ref. Number) Description	F.R.T.
2	6221L2	SPACER, REMOTE CONTROL BOX (TOP MOUNT DUAL)	0.1
3	6221E9	HOUSING, INNER(TOP MOUNT DUAL) :LEFT	0.4
4	6221F0	HOUSING, INNER(TOP MOUNT DUAL) :RIGHT	0.4
13	6221M0	BRACKET, REMOTE CONTROL HOUSING(TOP MOUNT DUAL)	0.1
14	6221L7	HOUSING, REMOTE CONTROL BOX (TOP MOUNT DUAL)	0.1
20	6111H0	SUB HARNESS, POWER TRIM-TILT (TOP MOUNT DUAL)	0.1
22	6161E4	SWITCH, POWER TRIM-TILT (TOP MOUNT DUAL)	0.2

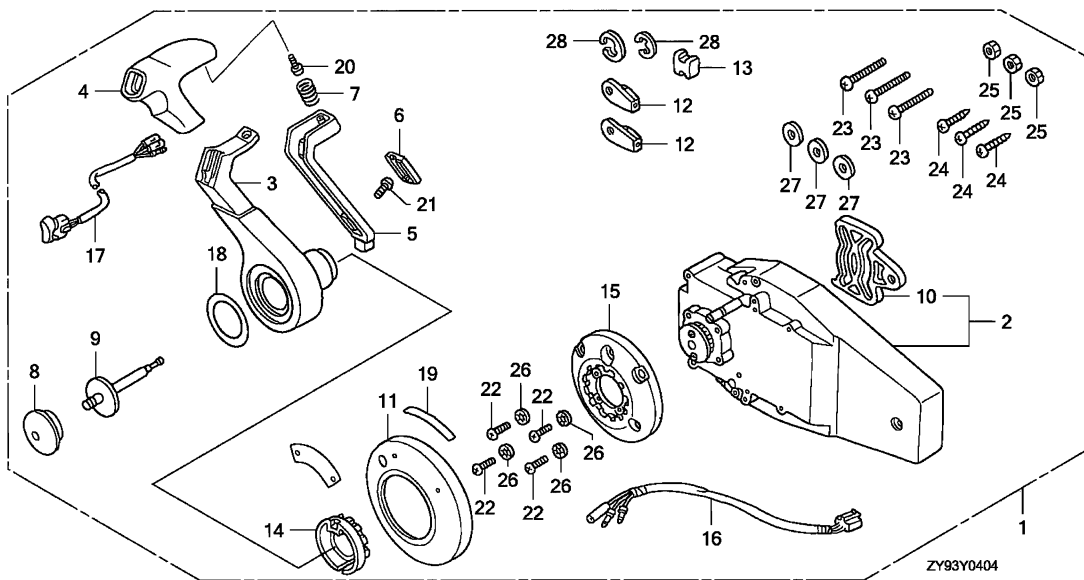
Ref. No.	Part No.	Description	Reqd. QTY		Serial No.	Parts catalogue code
			BF	BF		
1	06240-ZW5-U70	BOX KIT, REMOTE CONTROL (TOP MOUNT DUAL)(L.)	(1)	(1)		
2	06241-ZW5-U10	SPACER KIT, REMOTE CONTROL BOX (TOP MOUNT DUAL)	(1)	(1)		
3	24810-ZW5-U01	HOUSING ASSY., L. INNER (TOP MOUNT)	(1)	(1)		
4	24810-ZW5-U11	HOUSING ASSY., R. INNER (TOP MOUNT)	(1)	(1)		
5	24811-ZW5-U01	HANDLE, REMOTE CONTROL	(2)	(2)		
6	24812-ZW5-U11	COVER, R. GRIP	(1)	(1)		
7	24813-ZW5-U01	GRIP, REMOTE CONTROL HANDLE	(2)	(2)		
8	24813-ZW5-U21	COVER, DUAL GRIP	(1)	(1)		
9	24814-ZW5-U01	CAP, GRIP	(2)	(2)		
10	24816-ZW5-U01	BUTTON, THROTTLE	(2)	(2)		
11	24817-ZW5-U01	PLATE, HANDLE	(2)	(2)		
12	24818-ZW5-U01	PLATE, CABLE CLAMP	(1)	(1)		
13	24819-ZW5-U01	BRACKET, REMOTE CONTROL HOUSING	(2)	(2)		
14	24820-ZW5-U21	HOUSING COMP., DUAL REMOTE CONTROL BOX	(1)	(1)		
15	24825-ZW5-U01	HOUSING, LEAD	(2)	(2)		
16	24826-ZW5-U01	PLATE, DWELL	(2)	(2)		
17	24831-ZW5-U01	TERMINAL, CABLE	(4)	(4)		
18	24832-ZW5-U01	SPACER, CABLE CLAMP	(2)	(2)		
19	24834-ZW5-U21	PACKING, DUAL	(1)	(1)		





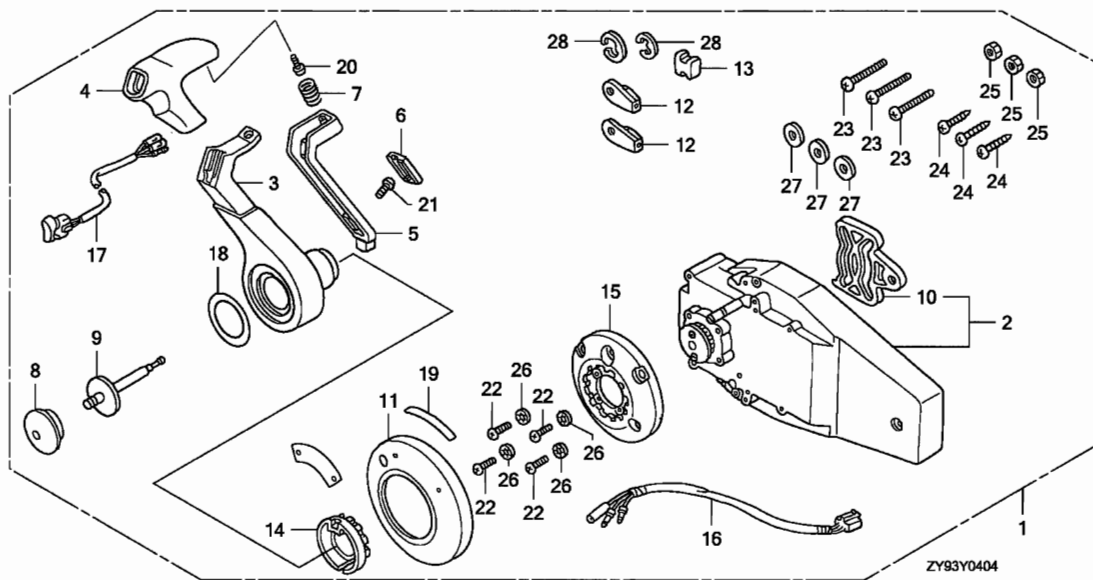
3

Ref. No.	Part No.	Description	Reqd. QTY		Serial No.	Parts catalogue code
			BF 75D KO	BF 90D KO		
20	32530-ZW7-U00	SUB HARNESS ASSY., POWER TRIM-TILT (A)	(1)	(1)		
21	32530-ZW7-U10	SUB HARNESS ASSY., POWER TRIM-TILT (B)	(1)	(1)		
22	35370-ZW5-U02	SWITCH ASSY., POWER TRIM-TILT (A)	(1)	(1)		
23	35370-ZW5-U12	SWITCH ASSY., POWER TRIM-TILT (B)	(1)	(1)		
24	87703-ZW5-U22	MARK, REMOTE CONTROL (DUAL)	(1)	(1)		
25	90101-ZW5-U00	SCREW, PAN, 5X16	(3)	(3)		
26	90102-ZW5-U00	SCREW, PAN, 5X10	(2)	(2)		
27	90103-ZW5-U01	SCREW, PAN, 5X20	(4)	(4)		
28	90104-ZW5-U00	SCREW, PAN, 5X18	(4)	(4)		
29	90105-ZW5-U01	SCREW, PAN, 4X10	(4)	(4)		
30	90106-ZW5-U00	SCREW, PAN, 6X18	(4)	(4)		
31	90107-ZW5-U00	SCREW, PAN, 5X40	(4)	(4)		
32	90108-ZW5-U00	SCREW, PAN, 5X55	(3)	(3)		
33	90301-ZW5-U00	NUT, HEX., 5MM	(4)	(4)		
34	90302-ZW5-U21	NUT, HEX., 5MM	(1)	(1)		
35	90501-ZW5-U00	WASHER, LOCK, 5MM	(8)	(8)		
36	90502-ZV4-000	WASHER, PLAIN, 5MM	(4)	(4)		
37	90502-ZW5-U00	WASHER, LOCK, 6MM	(4)	(4)		
38	90503-ZW5-U00	WASHER, PLAIN, 5MM	(4)	(4)		
39	93500-05065-4J	SCREW, PAN, 5X65	(4)	(4)		
40	94001-05490-0S	NUT, HEX., 5MM	(4)	(4)		
41	94540-06029	E-RING, 6MM	(4)	(4)		



Ref. No.	L.O.N.	(Relative ref. Number) Description	F.R.T.
2	6221M2	HOUSING, INNER(FLUSH MOUNT) ..	0.3
3	6221F3	HANDLE, REMOTE CONTROL (FLUSH MOUNT)	0.2
15	6221M1	BASE, REMOTE CONTROL (FLUSH MOUNT)	0.2
16	6111G8	SUB HARNESS, POWER TRIM-TILT (FLUSH MOUNT)	0.2
17	6161E6	SWITCH, POWER TRIM-TILT (FLUSH MOUNT)	0.2

Ref. No.	Part No.	Description	Reqd. QTY		Serial No.	Parts catalogue code
			BF 75D KO	BF 90D KO		
1	06240-ZW7-U00	BOX KIT, REMOTE CONTROL (FLUSH MOUNT)(R.)	(1)	(1)		
2	24810-ZW7-U01	HOUSING ASSY., R. INNER (FLUSH MOUNT)	(1)	(1)		
3	24811-ZW7-U01	HANDLE, REMOTE CONTROL	(1)	(1)		
4	24812-ZW7-U01	COVER, GRIP	(1)	(1)		
5	24813-ZW7-U01	ARM, NEUTRAL LOCK	(1)	(1)		
6	24814-ZW7-U01	COVER, LOCK ARM	(1)	(1)		
7	24815-ZW7-U01	SPRING, NEUTRAL LOCK ARM	(1)	(1)		
8	24816-ZW5-U01	BUTTON, THROTTLE	(1)	(1)		
9	24817-ZW7-U01	SHAFT, THROTTLE BUTTON	(1)	(1)		
10	24826-ZW5-U01	PLATE, DWELL	(1)	(1)		
11	24830-ZW7-U01	COVER ASSY.	(1)	(1)		
12	24831-ZW5-U01	TERMINAL, CABLE	(2)	(2)		
13	24832-ZW5-U01	SPACER, CABLE CLAMP	(1)	(1)		
14	24832-ZW7-U01	HOLDER, NEUTRAL LOCK	(1)	(1)		
15	24833-ZW7-U01	BASE	(1)	(1)		
16	32530-ZW7-U20	SUB HARNESS ASSY., POWER TRIM-TILT (C)	(1)	(1)		
17	35370-ZW7-U02	SWITCH ASSY., POWER TRIM-TILT (C)	(1)	(1)		
18	87701-ZW7-U01	MARK, HANDLE FLUSH MOUNT	(1)	(1)		
19	87703-ZW7-U00	MARK, FLUSH MOUNT	(1)	(1)		
20	90101-ZW5-U00	SCREW, PAN, 5X16	(1)	(1)		
21	90101-ZW7-U01	SCREW, TRUSS, 4X12	(1)	(1)		



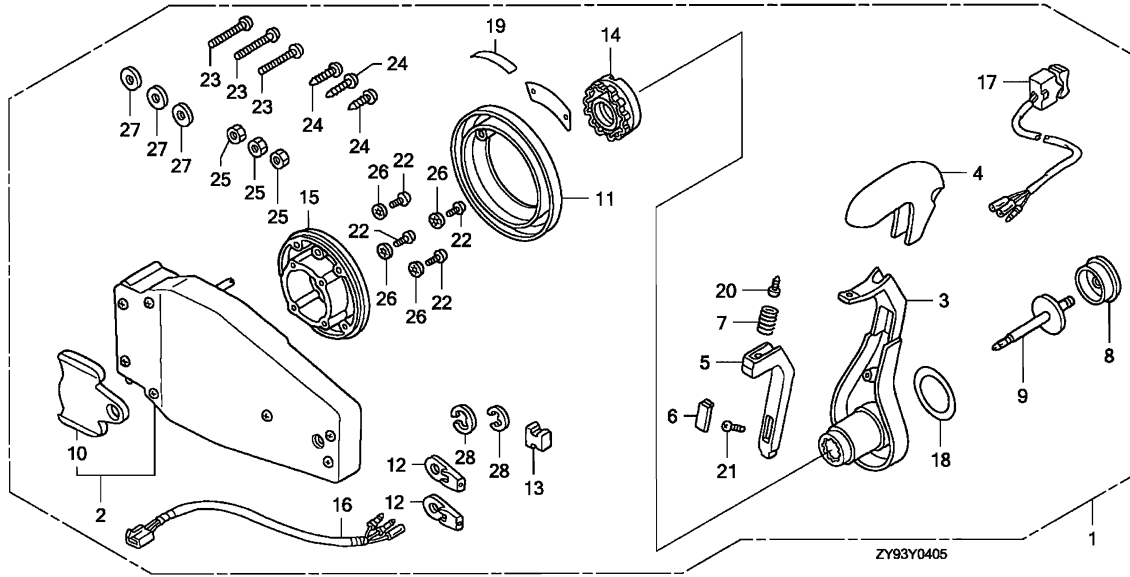
3

Ref. No.	Part No.	Description	Reqd. QTY		Serial No.	Parts catalogue code
			BF 75D KO	BF 90D KO		
22	90102-ZW7-U01	SCREW, PAN, 5X30	(4)	(4)		
23	90103-ZW7-U01	SCREW, PAN, 6X35	(3)	(3)		
24	90104-ZW7-U01	SCREW, TAPPING, 6X30	(3)	(3)		
25	90301-ZW7-U01	NUT, HEX., 6MM	(3)	(3)		
26	90501-ZW5-U00	WASHER, LOCK, 5MM	(4)	(4)		
27	90502-ZW7-U00	WASHER, PLAIN, 6MM	(3)	(3)		
28	94540-06029	E-RING, 6MM	(2)	(2)		

FOP-4-5

REMOTE CONTROL(FLUSH MOUNT TYPE)(LEFT)

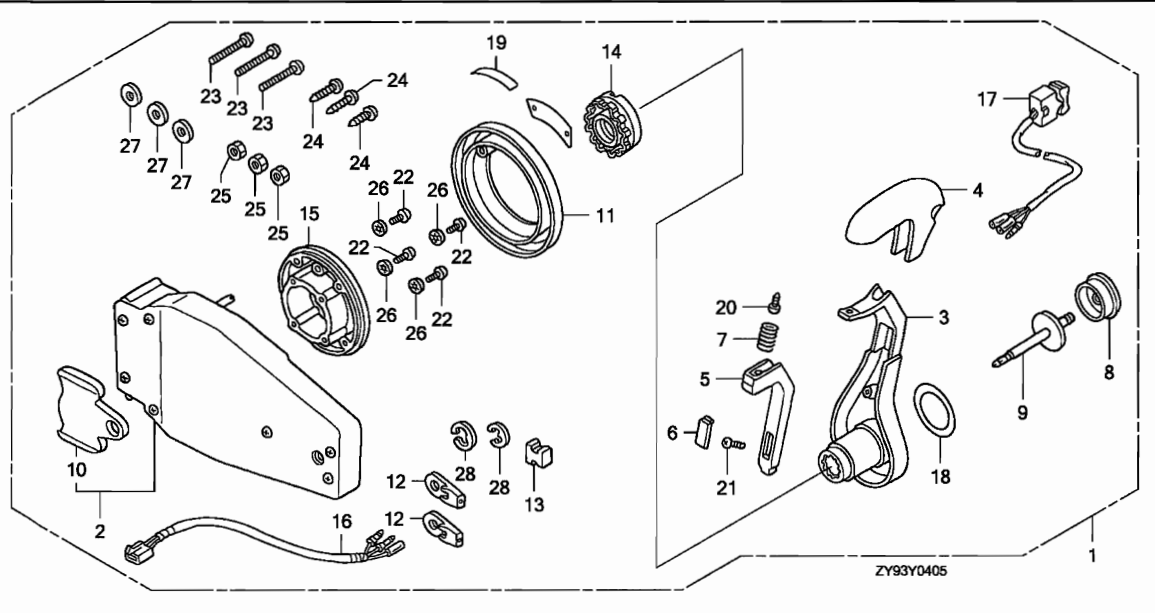
112



Ref. No.	L.O.N.	(Relative ref. Number) Description	F.R.T.
2	6221M2	HOUSING, INNER(FLUSH MOUNT) ..	0.3
3	6221F3	HANDLE, REMOTE CONTROL (FLUSH MOUNT)	0.2
15	6221M1	BASE, REMOTE CONTROL (FLUSH MOUNT)	0.2
16	6111G8	SUB HARNESS, POWER TRIM-TILT (FLUSH MOUNT)	0.2
17	6161E6	SWITCH, POWER TRIM-TILT (FLUSH MOUNT)	0.2

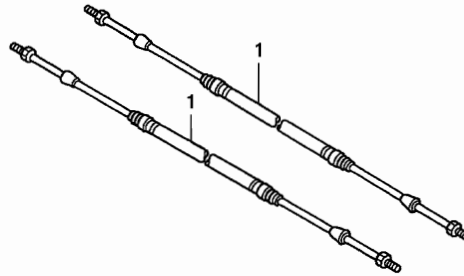
Ref. No.	Part No.	Description	Reqd. QTY		Serial No.	Parts catalogue code
			BF 75D KO	BF 90D KO		
1	06240-ZW7-U10	BOX KIT, REMOTE CONTROL (FLUSH MOUNT)(L.)	(1)	(1)		
2	24810-ZW7-U11	HOUSING ASSY., L. INNER (FLUSH MOUNT)	(1)	(1)		
3	24811-ZW7-U01	HANDLE, REMOTE CONTROL	(1)	(1)		
4	24812-ZW7-U01	COVER, GRIP	(1)	(1)		
5	24813-ZW7-U01	ARM, NEUTRAL LOCK	(1)	(1)		
6	24814-ZW7-U01	COVER, LOCK ARM	(1)	(1)		
7	24815-ZW7-U01	SPRING, NEUTRAL LOCK ARM	(1)	(1)		
8	24816-ZW5-U01	BUTTON, THROTTLE	(1)	(1)		
9	24817-ZW7-U01	SHAFT, THROTTLE BUTTON	(1)	(1)		
10	24826-ZW5-U01	PLATE, DWELL	(1)	(1)		
11	24830-ZW7-U01	COVER ASSY.	(1)	(1)		
12	24831-ZW5-U01	TERMINAL, CABLE	(2)	(2)		
13	24832-ZW5-U01	SPACER, CABLE CLAMP	(1)	(1)		
14	24832-ZW7-U01	HOLDER, NEUTRAL LOCK	(1)	(1)		
15	24833-ZW7-U01	BASE	(1)	(1)		
16	32530-ZW7-U20	SUB HARNESS ASSY., POWER TRIM-TILT (C)	(1)	(1)		
17	35370-ZW7-U02	SWITCH ASSY., POWER TRIM-TILT (C)	(1)	(1)		
18	87701-ZW7-U01	MARK, HANDLE FLUSH MOUNT	(1)	(1)		
19	87703-ZW7-U00	MARK, FLUSH MOUNT	(1)	(1)		
20	90101-ZW5-U00	SCREW, PAN, 5X16	(1)	(1)		
21	90101-ZW7-U01	SCREW, TRUSS, 4X12	(1)	(1)		

3



3

Ref. No.	Part No.	Description	Reqd. QTY		Serial No.	Parts catalogue code
			BF 75D KO	BF 90D KO		
22	90102-ZW7-U01	SCREW, PAN, 5X30	(4)	(4)		
23	90103-ZW7-U01	SCREW, PAN, 6X35	(3)	(3)		
24	90104-ZW7-U01	SCREW, TAPPING, 6X30	(3)	(3)		
25	90301-ZW7-U01	NUT, HEX., 6MM	(3)	(3)		
26	90501-ZW5-U00	WASHER, LOCK, 5MM	(4)	(4)		
27	90502-ZW7-U00	WASHER, PLAIN, 6MM	(3)	(3)		
28	94540-06029	E-RING, 6MM	(2)	(2)		



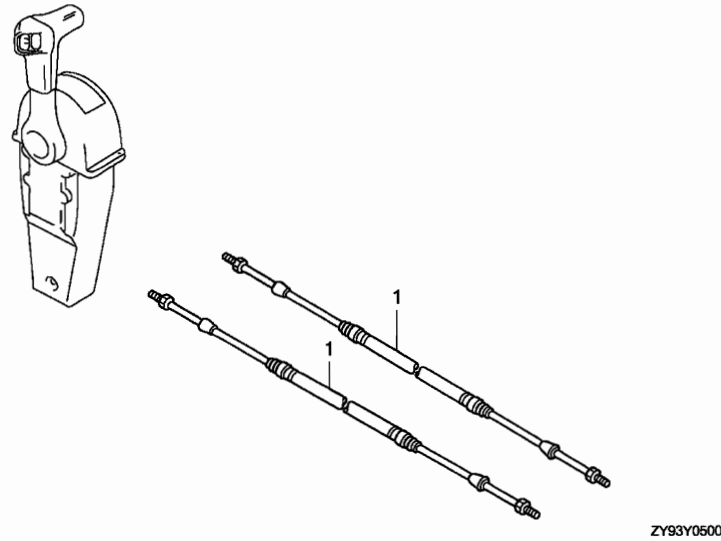
ZY93Y0500

Ref. No.	L.O.N.	(Relative ref. Number) Description	F.R.T.
----------	--------	---------------------------------------	--------

NO INFORMATION

Ref. No.	Part No.	Description	Reqd. QTY		Serial No.	Parts catalogue code
			BF 75D KO	BF 90D KO		
1	24911-ZW7-U01	CABLE ASSY., PUSH-PULL (33C-5FT)	(2)	(2)		
	24912-ZW7-U01	CABLE ASSY., PUSH-PULL (33C-6FT)	(2)	(2)		
	24913-ZW7-U01	CABLE ASSY., PUSH-PULL (33C-7FT)	(2)	(2)		
	24914-ZW7-U01	CABLE ASSY., PUSH-PULL (33C-8FT)	(2)	(2)		
	24915-ZW7-U01	CABLE ASSY., PUSH-PULL (33C-9FT)	(2)	(2)		
	24916-ZW7-U01	CABLE ASSY., PUSH-PULL (33C-10FT)	(2)	(2)		
	24917-ZW7-U01	CABLE ASSY., PUSH-PULL (33C-11FT)	(2)	(2)		
	24918-ZW7-U01	CABLE ASSY., PUSH-PULL (33C-12FT)	(2)	(2)		
	24919-ZW7-U01	CABLE ASSY., PUSH-PULL (33C-13FT)	(2)	(2)		
	24920-ZW7-U01	CABLE ASSY., PUSH-PULL (33C-14FT)	(2)	(2)		
	24921-ZW7-U01	CABLE ASSY., PUSH-PULL (33C-15FT)	(2)	(2)		
	24922-ZW7-U01	CABLE ASSY., PUSH-PULL (33C-16FT)	(2)	(2)		
	24923-ZW7-U01	CABLE ASSY., PUSH-PULL (33C-17FT)	(2)	(2)		
	24924-ZW7-U01	CABLE ASSY., PUSH-PULL (33C-18FT)	(2)	(2)		





3

Ref. No.	Part No.	Description	Reqd. QTY		Serial No.	Parts catalogue code
			BF 75D KO	BF 90D KO		
(1)	24925-ZW7-U01	CABLE ASSY., PUSH-PULL (33C-19FT)	(2)	(2)		
	24926-ZW7-U01	CABLE ASSY., PUSH-PULL (33C-20FT)	(2)	(2)		
	24927-ZW7-U01	CABLE ASSY., PUSH-PULL (33C-21FT)	(2)	(2)		
	24928-ZW7-U01	CABLE ASSY., PUSH-PULL (33C-22FT)	(2)	(2)		
	24929-ZW7-U01	CABLE ASSY., PUSH-PULL (33C-23FT)	(2)	(2)		
	24930-ZW7-U01	CABLE ASSY., PUSH-PULL (33C-24FT)	(2)	(2)		
	24931-ZW7-U01	CABLE ASSY., PUSH-PULL (33C-25FT)	(2)	(2)		
	24932-ZW7-U01	CABLE ASSY., PUSH-PULL (33C-26FT)	(2)	(2)		
	24933-ZW7-U01	CABLE ASSY., PUSH-PULL (33C-27FT)	(2)	(2)		
	24934-ZW7-U01	CABLE ASSY., PUSH-PULL (33C-28FT)	(2)	(2)		
	24935-ZW7-U01	CABLE ASSY., PUSH-PULL (33C-29FT)	(2)	(2)		
	24936-ZW7-U01	CABLE ASSY., PUSH-PULL (33C-30FT)	(2)	(2)		
	24937-ZW7-U01	CABLE ASSY., PUSH-PULL (33C-31FT)	(2)	(2)		
	24938-ZW7-U01	CABLE ASSY., PUSH-PULL (33C-32FT)	(2)	(2)		

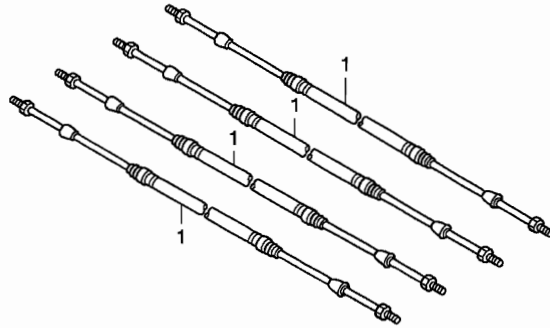
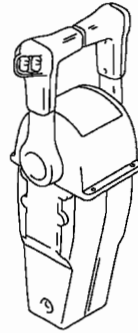
FOP-5

CABLE(SINGLE)

I16

Ref. No.	Part No.	Description	Reqd. QTY		Serial No.	Parts catalogue code
			BF 75D KO	BF 90D KO		
(1)	24910-ZY3-003	CABLE COMP., REMOTE CONTROL (10')(LOW FRICTION)	(2)	(2)		
	24911-ZY3-003	CABLE COMP., REMOTE CONTROL (11')(LOW FRICTION)	(2)	(2)		
	24912-ZY3-003	CABLE COMP., REMOTE CONTROL (12')(LOW FRICTION)	(2)	(2)		
	24913-ZY3-003	CABLE COMP., REMOTE CONTROL (13')(LOW FRICTION)	(2)	(2)		
	24914-ZY3-003	CABLE COMP., REMOTE CONTROL (14')(LOW FRICTION)	(2)	(2)		
	24915-ZY3-003	CABLE COMP., REMOTE CONTROL (15')(LOW FRICTION)	(2)	(2)		
	24916-ZY3-003	CABLE COMP., REMOTE CONTROL (16')(LOW FRICTION)	(2)	(2)		
	24917-ZY3-003	CABLE COMP., REMOTE CONTROL (17')(LOW FRICTION)	(2)	(2)		
	24918-ZY3-003	CABLE COMP., REMOTE CONTROL (18')(LOW FRICTION)	(2)	(2)		
	24919-ZY3-003	CABLE COMP., REMOTE CONTROL (19')(LOW FRICTION)	(2)	(2)		
	24920-ZY3-003	CABLE COMP., REMOTE CONTROL (20')(LOW FRICTION)	(2)	(2)		
	24921-ZY3-003	CABLE COMP., REMOTE CONTROL (21')(LOW FRICTION)	(2)	(2)		
	24922-ZY3-003	CABLE COMP., REMOTE CONTROL (22')(LOW FRICTION)	(2)	(2)		
	24923-ZY3-003	CABLE COMP., REMOTE CONTROL (23')(LOW FRICTION)	(2)	(2)		
	24924-ZY3-003	CABLE COMP., REMOTE CONTROL (24')(LOW FRICTION)	(2)	(2)		
	24925-ZY3-003	CABLE COMP., REMOTE CONTROL (25')(LOW FRICTION)	(2)	(2)		
	24926-ZY3-003	CABLE COMP., REMOTE CONTROL (26')(LOW FRICTION)	(2)	(2)		
	24927-ZY3-003	CABLE COMP., REMOTE CONTROL (27')(LOW FRICTION)	(2)	(2)		
	24928-ZY3-003	CABLE COMP., REMOTE CONTROL (28')(LOW FRICTION)	(2)	(2)		
	24929-ZY3-003	CABLE COMP., REMOTE CONTROL (29')(LOW FRICTION)	(2)	(2)		
	24930-ZY3-003	CABLE COMP., REMOTE CONTROL (30')(LOW FRICTION)	(2)	(2)		
	24931-ZY3-003	CABLE COMP., REMOTE CONTROL (31')(LOW FRICTION)	(2)	(2)		
	24932-ZY3-003	CABLE COMP., REMOTE CONTROL (32')(LOW FRICTION)	(2)	(2)		
	24933-ZY3-003	CABLE COMP., REMOTE CONTROL (33')(LOW FRICTION)	(2)	(2)		
	24934-ZY3-003	CABLE COMP., REMOTE CONTROL (34')(LOW FRICTION)	(2)	(2)		
	24935-ZY3-003	CABLE COMP., REMOTE CONTROL (35')(LOW FRICTION)	(2)	(2)		

3



ZY93Y0501

Ref. No. L.O.N. (Relative ref. Number) Description F.R.T.

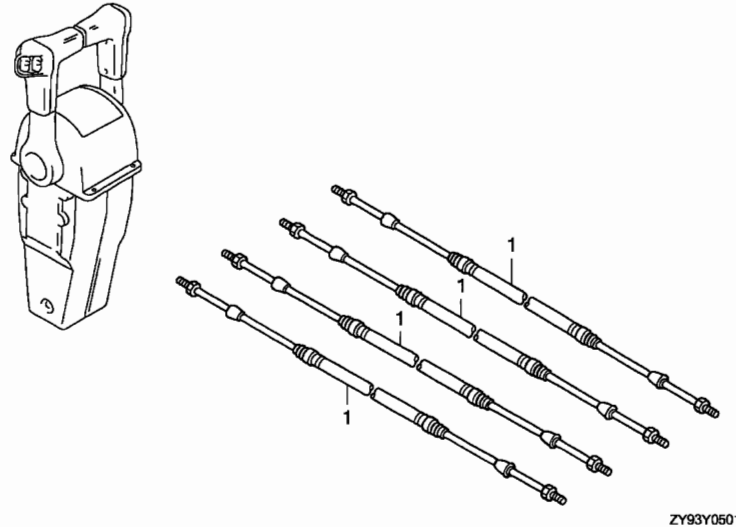
NO INFORMATION

3

Ref. No.	Part No.	Description	Reqd. QTY		Serial No.	Parts catalogue code
			BF 75D KO	BF 90D KO		
1	24911-ZW7-U01	CABLE ASSY., PUSH-PULL (33C-5FT)	(4)	(4)		
	24912-ZW7-U01	CABLE ASSY., PUSH-PULL (33C-6FT)	(4)	(4)		
	24913-ZW7-U01	CABLE ASSY., PUSH-PULL (33C-7FT)	(4)	(4)		
	24914-ZW7-U01	CABLE ASSY., PUSH-PULL (33C-8FT)	(4)	(4)		
	24915-ZW7-U01	CABLE ASSY., PUSH-PULL (33C-9FT)	(4)	(4)		
	24916-ZW7-U01	CABLE ASSY., PUSH-PULL (33C-10FT)	(4)	(4)		
	24917-ZW7-U01	CABLE ASSY., PUSH-PULL (33C-11FT)	(4)	(4)		
	24918-ZW7-U01	CABLE ASSY., PUSH-PULL (33C-12FT)	(4)	(4)		
	24919-ZW7-U01	CABLE ASSY., PUSH-PULL (33C-13FT)	(4)	(4)		
	24920-ZW7-U01	CABLE ASSY., PUSH-PULL (33C-14FT)	(4)	(4)		
	24921-ZW7-U01	CABLE ASSY., PUSH-PULL (33C-15FT)	(4)	(4)		
	24922-ZW7-U01	CABLE ASSY., PUSH-PULL (33C-16FT)	(4)	(4)		
	24923-ZW7-U01	CABLE ASSY., PUSH-PULL (33C-17FT)	(4)	(4)		
	24924-ZW7-U01	CABLE ASSY., PUSH-PULL (33C-18FT)	(4)	(4)		

Ref. No.	Part No.	Description	Reqd. QTY		Serial No.	Parts catalogue code
			BF 75D KO	BF 90D KO		
(1)	24925-ZW7-U01	CABLE ASSY., PUSH-PULL (33C-19FT)	(4)	(4)		
	24926-ZW7-U01	CABLE ASSY., PUSH-PULL (33C-20FT)	(4)	(4)		
	24927-ZW7-U01	CABLE ASSY., PUSH-PULL (33C-21FT)	(4)	(4)		
	24928-ZW7-U01	CABLE ASSY., PUSH-PULL (33C-22FT)	(4)	(4)		
	24929-ZW7-U01	CABLE ASSY., PUSH-PULL (33C-23FT)	(4)	(4)		
	24930-ZW7-U01	CABLE ASSY., PUSH-PULL (33C-24FT)	(4)	(4)		
	24931-ZW7-U01	CABLE ASSY., PUSH-PULL (33C-25FT)	(4)	(4)		
	24932-ZW7-U01	CABLE ASSY., PUSH-PULL (33C-26FT)	(4)	(4)		
	24933-ZW7-U01	CABLE ASSY., PUSH-PULL (33C-27FT)	(4)	(4)		
	24934-ZW7-U01	CABLE ASSY., PUSH-PULL (33C-28FT)	(4)	(4)		
	24935-ZW7-U01	CABLE ASSY., PUSH-PULL (33C-29FT)	(4)	(4)		
	24936-ZW7-U01	CABLE ASSY., PUSH-PULL (33C-30FT)	(4)	(4)		
	24937-ZW7-U01	CABLE ASSY., PUSH-PULL (33C-31FT)	(4)	(4)		
	24938-ZW7-U01	CABLE ASSY., PUSH-PULL (33C-32FT)	(4)	(4)		
	24910-ZY3-003	CABLE COMP., REMOTE CONTROL (10')(LOW FRICTION)	(4)	(4)		
	24911-ZY3-003	CABLE COMP., REMOTE CONTROL (11')(LOW FRICTION)	(4)	(4)		
	24912-ZY3-003	CABLE COMP., REMOTE CONTROL (12')(LOW FRICTION)	(4)	(4)		
	24913-ZY3-003	CABLE COMP., REMOTE CONTROL (13')(LOW FRICTION)	(4)	(4)		
	24914-ZY3-003	CABLE COMP., REMOTE CONTROL (14')(LOW FRICTION)	(4)	(4)		
	24915-ZY3-003	CABLE COMP., REMOTE CONTROL (15')(LOW FRICTION)	(4)	(4)		
	24916-ZY3-003	CABLE COMP., REMOTE CONTROL (16')(LOW FRICTION)	(4)	(4)		
	24917-ZY3-003	CABLE COMP., REMOTE CONTROL (17')(LOW FRICTION)	(4)	(4)		
	24918-ZY3-003	CABLE COMP., REMOTE CONTROL (18')(LOW FRICTION)	(4)	(4)		
	24919-ZY3-003	CABLE COMP., REMOTE CONTROL (19')(LOW FRICTION)	(4)	(4)		
	24920-ZY3-003	CABLE COMP., REMOTE CONTROL (20')(LOW FRICTION)	(4)	(4)		
	24921-ZY3-003	CABLE COMP., REMOTE CONTROL (21')(LOW FRICTION)	(4)	(4)		
	24922-ZY3-003	CABLE COMP., REMOTE CONTROL (22')(LOW FRICTION)	(4)	(4)		
	24923-ZY3-003	CABLE COMP., REMOTE CONTROL (23')(LOW FRICTION)	(4)	(4)		
	24924-ZY3-003	CABLE COMP., REMOTE CONTROL (24')(LOW FRICTION)	(4)	(4)		

3



ZY93Y0501

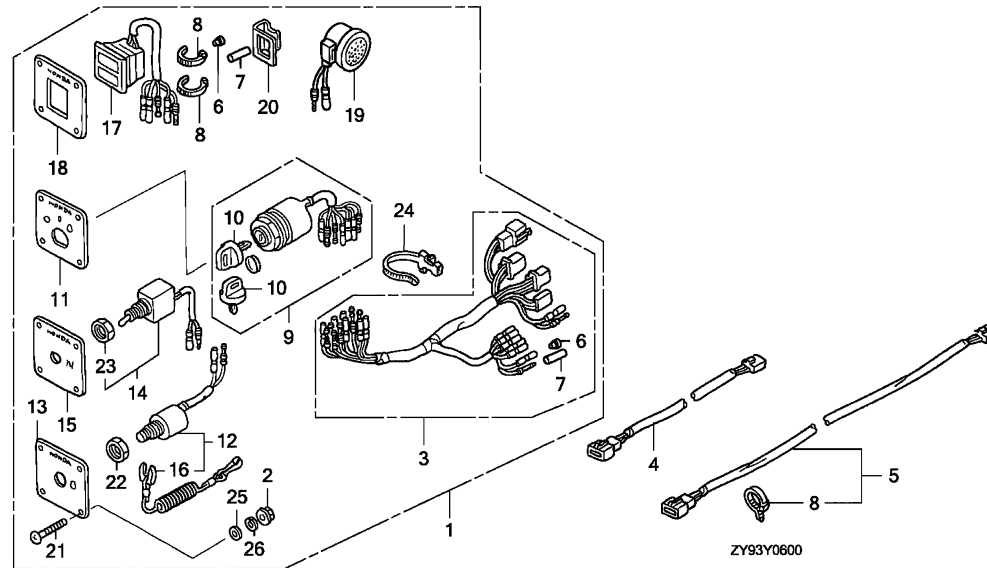
3

Ref. No.	Part No.	Description	Reqd. QTY		Serial No.	Parts catalogue code
			BF 75D KO	BF 90D KO		
(1)	24925-ZY3-003	CABLE COMP., REMOTE CONTROL (25')(LOW FRICTION)	(4)	(4)		
	24926-ZY3-003	CABLE COMP., REMOTE CONTROL (26')(LOW FRICTION)	(4)	(4)		
	24927-ZY3-003	CABLE COMP., REMOTE CONTROL (27')(LOW FRICTION)	(4)	(4)		
	24928-ZY3-003	CABLE COMP., REMOTE CONTROL (28')(LOW FRICTION)	(4)	(4)		
	24929-ZY3-003	CABLE COMP., REMOTE CONTROL (29')(LOW FRICTION)	(4)	(4)		
	24930-ZY3-003	CABLE COMP., REMOTE CONTROL (30')(LOW FRICTION)	(4)	(4)		
	24931-ZY3-003	CABLE COMP., REMOTE CONTROL (31')(LOW FRICTION)	(4)	(4)		
	24932-ZY3-003	CABLE COMP., REMOTE CONTROL (32')(LOW FRICTION)	(4)	(4)		
	24933-ZY3-003	CABLE COMP., REMOTE CONTROL (33')(LOW FRICTION)	(4)	(4)		
	24934-ZY3-003	CABLE COMP., REMOTE CONTROL (34')(LOW FRICTION)	(4)	(4)		
	24935-ZY3-003	CABLE COMP., REMOTE CONTROL (35')(LOW FRICTION)	(4)	(4)		

FOP-6

CONTROL PANEL KIT

J 4

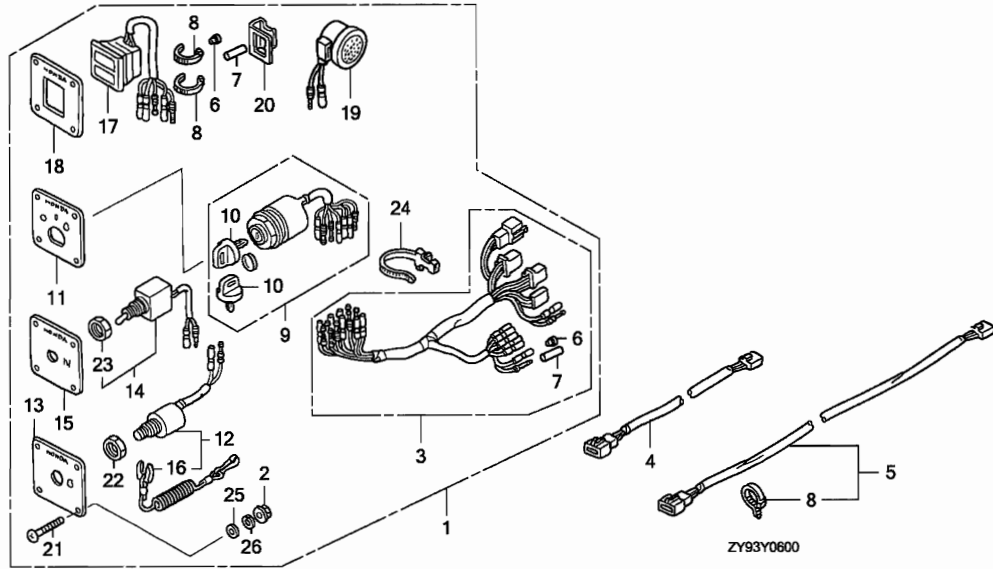


Ref. No.	L.O.N.	(Relative ref. Number) Description	F.R.T.
----------	--------	------------------------------------	--------

NO INFORMATION

Ref. No.	Part No.	Description	Reqd. QTY		Serial No.	Parts catalogue code
			BF 75D KO	BF 90D KO		
1	06323-ZW5-U14	PANEL KIT, CONTROL (A)	(1)	(1)		
2	18334-MT8-770	NUT, FLANGE, 5MM	(16)	(16)		
3	32545-ZW1-V03	HARNESS ASSY., SWITCH PANEL	(1)	(1)		
4	32570-ZW5-U00	CABLE ASSY., EXTENSION (3P 7FT)	(1)	(1)		
5	32570-ZW5-U10	CABLE ASSY., EXTENSION (3P 30FT)	(1)	(1)		
6	32823-ZV5-003	PLUG, INNER CONNECTOR	(8)	(8)		
7	32824-ZV5-003	PLUG, OUTER CONNECTOR	(3)	(3)		
8	32901-952-770	TIE, CABLE	(6)	(6)		
9	35100-ZV5-003	SWITCH ASSY., COMBINATION	(1)	(1)		
10	35110-ZV5-003	KEY ASSY., COMBINATION SWITCH	(2)	(2)		
11	35118-ZW5-U02	PANEL, SWITCH	(1)	(1)		
12	35180-ZV7-023	SWITCH ASSY., EMERGENCY STOP	(1)	(1)		
13	35184-ZW5-U02	PANEL, EMERGENCY STOP SWITCH	(1)	(1)		
14	35630-ZW5-U11	SWITCH ASSY., SOLENOID	(1)	(1)		
15	35634-ZW5-U12	PANEL, SOLENOID	(1)	(1)		
16	36182-ZV4-651	CORD COMP., EMERGENCY	(1)	(1)		
17	37210-ZW5-U01	LAMP ASSY., INDICATOR	(1)	(1)		
18	37214-ZW5-U02	PANEL, INDICATOR	(1)	(1)		
19	38410-ZW5-U01	BUZZER COMP., WARNING	(1)	(1)		
20	38414-ZW5-U00	BRACKET, BUZZER	(1)	(1)		
21	90109-ZW5-000	SCREW, PAN, 5X40	(16)	(16)		
22	90302-921-000	NUT, HEX., 16MM	(1)	(1)		
23	90305-ZW1-V01	NUT, HEX., 12MM	(1)	(1)		

3



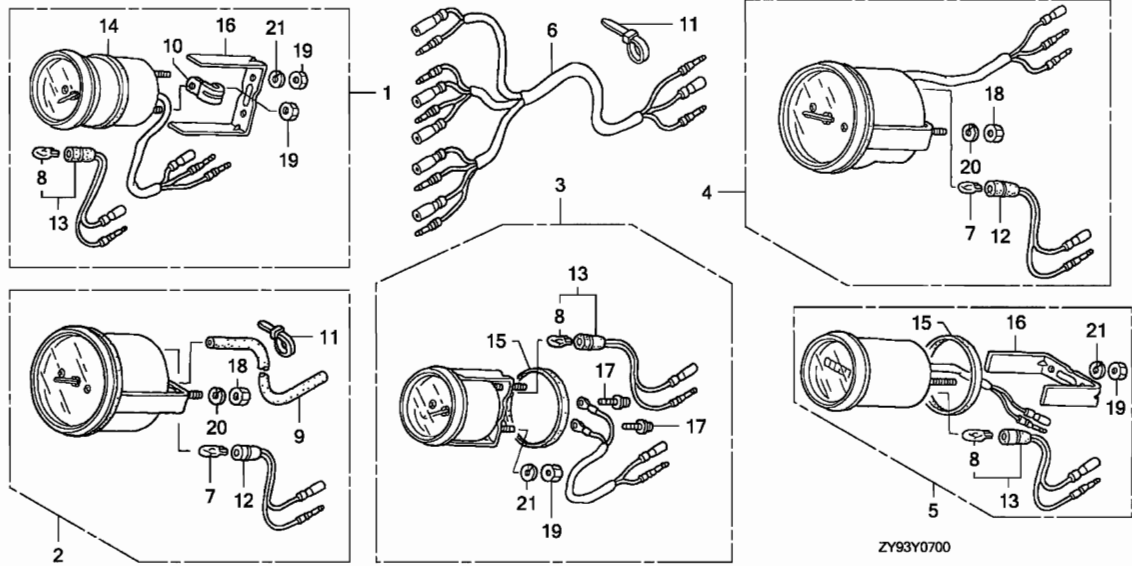
3

Ref. No.	Part No.	Description	Reqd. QTY		Serial No.	Parts catalogue code
			BF 75D KO	BF 90D KO		
	24 90649-SC2-003	BAND, WIRE HARNESS (NATURAL) (150MM)	(1)	(1)		
	25 94103-05400	WASHER, PLAIN, 5MM	(16)	(16)		
	26 94111-05400	WASHER, SPRING, 5MM	(16)	(16)		

FOP-7

SPEEDOMETER KIT

J 6

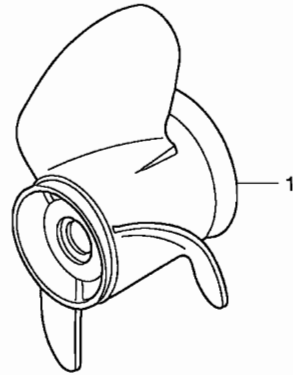


Ref. No.	L.O.N.	(Relative ref. Number) Description	F.R.T.
----------	--------	------------------------------------	--------

NO INFORMATION

Ref. No.	Part No.	Description	Reqd. QTY		Serial No.	Parts catalogue code
			BF 75D KO	BF 90D KO		
1	06372-ZW5-U01	METER KIT, TRIM	(1)	(1)		
	06372-ZW5-U11	METER KIT, TRIM (B)	(1)	(1)		
2	06373-ZW5-U01	METER KIT, SPEED	(1)	(1)		
	06373-ZW5-U11	METER KIT, SPEED (B)	(1)	(1)		
3	06374-ZW5-U00	METER KIT, VOLT	(1)	(1)		
	06374-ZW5-U10	METER KIT, VOLT (B)	(1)	(1)		
4	06375-ZW5-U01	METER KIT, TACHO	(1)	(1)		
	06375-ZW5-U11	METER KIT, TACHO (B)	(1)	(1)		
5	06397-ZW5-U00	METER KIT, HOUR	(1)	(1)		
	06397-ZW5-U10	METER KIT, HOUR (B)	(1)	(1)		
6	32550-ZW5-U00	HARNESS ASSY., METER (B)	(1)	(1)		
7	34908-MB9-871	BULB, WEDGE BASE (12V 1.7W) ..	(2)	(2)		
8	34908-MG9-951	BULB, WEDGE BASE (12V 1.7W) ..	(3)	(3)		
9	37202-ZW5-U01	TUBE, SPEED METER (4X7X8000) ..	(1)	(1)		
10	37215-KM1-670	CLAMP	(1)	(1)		
11	37226-MZ5-008	BAND, SELF LOCK	(2)	(2)		
12	37258-ZV5-U01	SOCKET COMP.	(2)	(2)		
13	37258-ZW5-U01	SOCKET COMP.	(3)	(3)		
14	37263-ZV5-821	PACKING	(1)	(1)		
15	37264-ZV5-821	PACKING	(2)	(2)		
16	37266-ZV5-821	BRACKET	(2)	(2)		
17	37305-KE5-008	SCREW-WASHER, 3X22	(2)	(2)		
18	90309-ZV5-821	NUT, HEX., 5MM	(4)	(4)		
19	90310-ZV5-821	NUT, HEX., 4MM	(7)	(7)		
20	90550-ZV5-821	WASHER, SPRING, 5MM	(4)	(4)		
21	90560-ZV5-821	WASHER, SPRING, 4MM	(6)	(6)		



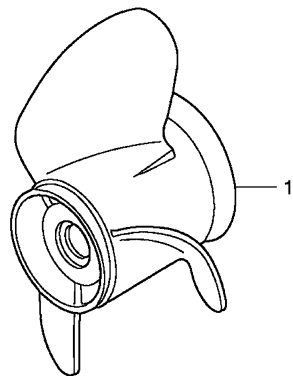


ZY93Y0800

Ref. No.	L.O.N.	(Relative ref. Number) Description	F.R.T.
1	2191A8	PROPELLER, THREE BLADES	0.2

3

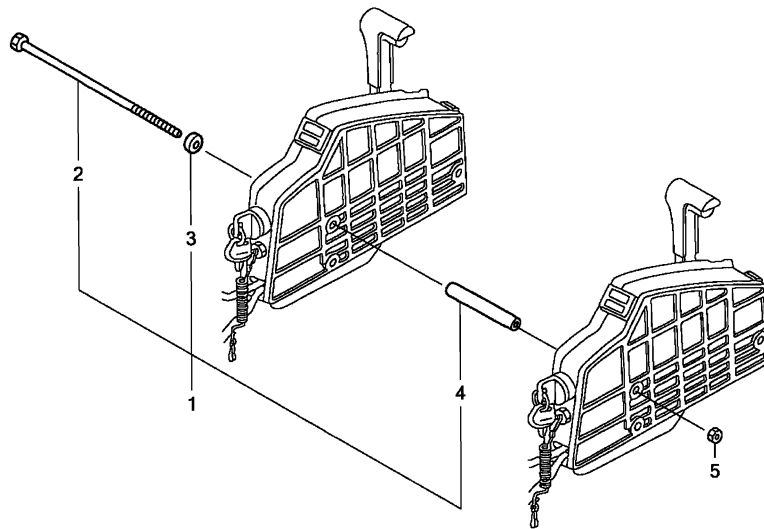
Ref. No.	Part No.	Description	Reqd. QTY		Serial No.	Parts catalogue code
			BF 75D KO	BF 90D KO		
1	58130-ZW1-V03	PROPELLER COMP., THREE BLADES (13X19) (SUS)	(1)	(1)		
	58130-ZW1-V13	PROPELLER COMP., THREE BLADES (13X21) (SUS)	(1)	(1)		
	58130-ZW1-W03ZA	PROPELLER COMP., THREE BLADES (14X11) (AL)				
	NH283STIN GRAY	(1)	(1)		
	58130-ZW1-W13ZA	PROPELLER COMP., THREE BLADES (13-3/4X13) (AL)				
	NH283STIN GRAY	(1)	(1)		
	58130-ZW1-W23ZA	PROPELLER COMP., THREE BLADES (13-1/2X15) (AL)				
	NH283STIN GRAY	(1)	(1)		
	58130-ZW1-W33ZA	PROPELLER COMP., THREE BLADES (13-1/4X17) (AL)				
	NH283STIN GRAY	(1)	(1)		
	58130-ZW1-W43ZB	PROPELLER COMP., THREE BLADES (13X21) (AL)				
	NH283STIN GRAY	(1)	(1)		
	58130-ZW1-W63ZA	PROPELLER COMP., THREE BLADES (13X19) (AL)				
	NH283STIN GRAY	(1)	(1)		
	58130-ZW1-W93	PROPELLER COMP., THREE BLADES (13-1/4X17) (SUS)	(1)	(1)		
	58130-ZW7-U02	PROPELLER COMP., THREE BLADES (13-1/4X15) (SUS/HAC)	(1)	(1)		
	58130-ZW7-U12	PROPELLER COMP., THREE BLADES (13-1/4X17) (SUS/HAC)	(1)	(1)		



ZY93Y0800

Ref. No.	Part No.	Description	Reqd. QTY		Serial No.	Parts catalogue code
			75D KO	90D KO		
(1)	58130-ZW7-U22	PROPELLER COMP., THREE BLADES (13-1/4X19) (SUS/HAC)	(1)	(1)		
	58130-ZW7-U32	PROPELLER COMP., THREE BLADES (13-1/4X21) (SUS/HAC)	(1)	(1)		
	58130-ZZ0-D81ZB	PROPELLER COMP., THREE BLADES (13-1/5X19)				
		NH283.....STIN GRAY	(1)	(1)		
	58130-ZZ0-D91ZB	PROPELLER COMP., THREE BLADES (13-1/5X21)				
		NH283.....STIN GRAY	(1)	(1)		





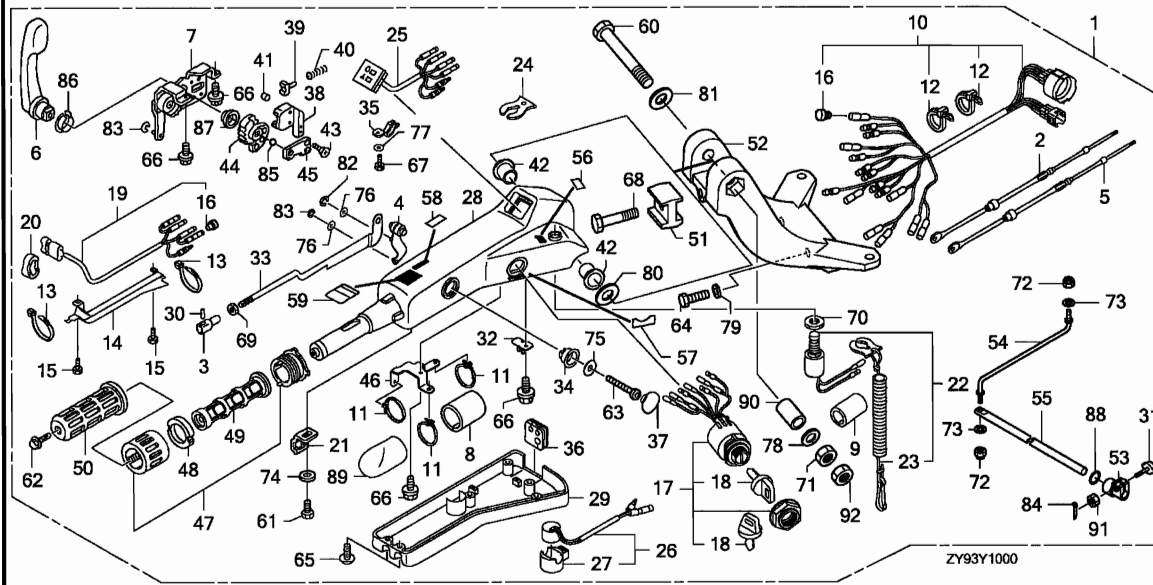
ZY93Y0900

Ref. No.	L.O.N.	(Relative ref. Number) Description	F.R.T.
----------	--------	---------------------------------------	--------

NO INFORMATION

3

Ref. No.	Part No.	Description	Reqd. QTY		Serial No.	Parts catalogue code
			BF 75D KO	BF 90D KO		
1	06900-ZW5-U00	BOLT KIT, SIDE REMOTE CONTROL	(1)	(1)		
2	90021-ZW5-U00	BOLT, SPECIAL, 6X220	(3)	(3)		
3	90511-ZW5-U00	COLLAR, DISTANCE (A)	(3)	(3)		
4	90512-ZW5-U00	COLLAR, DISTANCE (B)	(3)	(3)		
5	94001-06490-0S	NUT, HEX., 6MM	(3)	(3)		

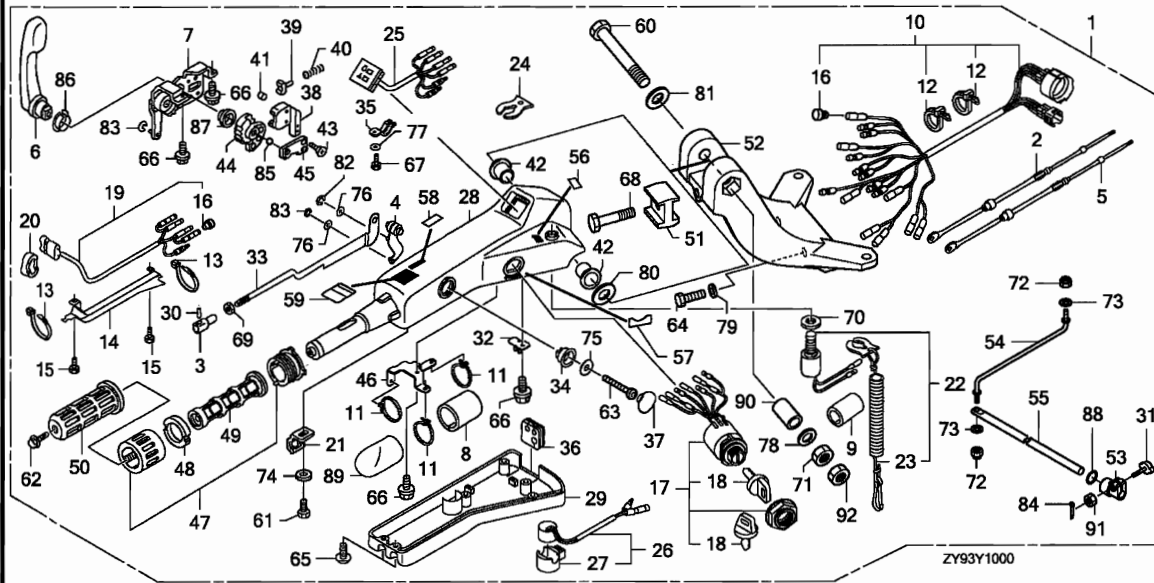


Ref. No.	L.O.N.	(Relative ref. Number) Description	F.R.T.
2	8111C8	CABLE, THROTTLE	0.5
5	8111F0	CABLE, SHIFT	0.5
6	2101L9	LEVER, SHIFT	0.1
7	5101N3	FRAME, SHIFT	0.8
10	6111G1	CABLE, LONG HANDLE	1.0
17	6151E1	SWITCH, COMBINATION	0.6
19	6161B0	SWITCH, POWER TRIM-TILT (STEERING HANDLE)	0.7
22	6151B8	SWITCH, EMERGENCY STOP	0.6
25	6161D9	LAMP, INDICATION (STEERING HANDLE)	0.7
26	6211C3	BUZZER, WARNING	0.5
28	5101G8	HOUSING, STEERING HANDLE	1.2
29	5101N4	COVER, STEERING HANDLE UNDER	0.4
42	5101G7	BUSH, STEERING HANDLE	0.3
44	5101N5	GEAR, STEERING HANDLE SHIFT	0.9
47		(48,49)	
	8101D8	GRIP, THROTTLE FRICTION	0.1
50	8101S1	RUBBER, STEERING HANDLE GRIP	0.2
52	8101C2	BRACKET, STEERING HANDLE	0.5

.NOTE: Same time for two units

Ref. No.	Part No.	Description	Reqd. QTY		Serial No.	Parts catalogue code
			BF 75D KO	BF 90D KO		
1	06533-ZY9-B21ZA	HANDLE KIT, STEERING *NH282MU*				
		OYSTER SILVER METALLIC-U	(1)	(1)		
2	17910-ZY9-701	CABLE COMP., THROTTLE	(1)	(1)		
3	17917-ZW9-000	PIVOT, THROTTLE CABLE	(1)	(1)		
4	17931-ZW4-H01	ARM, THROTTLE	(1)	(1)		
5	24590-ZY9-701	CABLE COMP., SHIFT	(1)	(1)		
6	24614-ZW4-H01	LEVER, SHIFT	(1)	(1)		
7	24615-ZW4-H01	FRAME ASSY., SHIFT	(1)	(1)		
8	32533-ZW4-H01	TUBE (38.1X40)	(1)	(1)		
9	32534-ZY9-A01	TUBE	(1)	(1)		
10	32538-ZY9-A01	CABLE ASSY., LONG HANDLE (A)	(1)	(1)		
11	32543-ZW4-H01	BAND (CONVEX CV-150)	(3)	(3)		
12	32544-ZW4-H01	BAND (CONVEX CV-200)	(2)	(2)		
13	32547-ZW4-H01	BAND (CONVEX)	(2)	(2)		
14	32548-ZW4-H01	COVER, WIRE	(1)	(1)		
15	32549-ZW4-H01	SCREW	(2)	(2)		
16	32823-ZV5-003	PLUG, INNER CONNECTOR	(13)	(13)		
17	35100-ZW4-H01	SWITCH ASSY., COMBINATION	(1)	(1)		
18	35110-ZV5-003	KEY ASSY., COMBINATION SWITCH	(2)	(2)		
19	35640-ZW4-H11	SWITCH ASSY., POWER TILT	(1)	(1)		
20	35643-ZW4-H01	GROMMET	(1)	(1)		
21	35645-ZW4-H01	HOLDER, SWITCH	(1)	(1)		
22	36180-ZV5-023	SWITCH ASSY., EMERGENCY STOP	(1)	(1)		
23	36182-ZV4-651	CORD COMP., EMERGENCY	(1)	(1)		





3

Ref. No.	Part No.	Description	Reqd. QTY		Serial No.	Parts catalogue code
			BF 75D KO	BF 90D KO		
24	36187-ZV4-652	CLIP, EMERGENCY LOCK	(1)	(1)		
25	37210-ZY9-A01	LAMP ASSY., INDICATOR	(1)	(1)		
26	38400-ZY9-A00	BUZZER ASSY., WARNING	(1)	(1)		
27	38402-ZY9-A00	SUSPENSION, WARNING BUZZER ..	(1)	(1)		
28	53101-ZY9-A01ZA	HOUSING *NH282MU*	(1)	(1)		
29	53102-ZY9-A01	OYSTER SILVER METALLIC-U COVER, STEERING HANDLE UNDER	(1)	(1)		
30	53103-ZW9-000	PIN, THROTTLE CABLE	(1)	(1)		
31	53104-ZV3-000	BOLT, FRICTION	(1)	(1)		
32	53104-ZW4-H01	BRACKET, CABLE	(1)	(1)		
33	53105-ZY9-A01	PLATE ASSY., LOCK	(1)	(1)		
34	53106-ZW4-H01	STOPPER	(1)	(1)		
35	53107-ZW4-H01	PLATE, GUIDE	(1)	(1)		
36	53108-ZY9-A00	GROMMET	(1)	(1)		
37	53109-ZW4-H01	CAP	(1)	(1)		
38	53112-ZW4-H01	GUIDE, SPRING	(1)	(1)		
39	53113-ZW4-H01	ACTUATOR	(1)	(1)		
40	53114-ZW4-H01	SPRING, COIL	(1)	(1)		
41	53116-ZW4-H01	ROLLER	(1)	(1)		
42	53116-ZW4-H11	BUSH, STEERING HANDLE	(2)	(2)		
43	53117-ZW4-H01	SCREW (M5X14)	(2)	(2)		
44	53118-ZW4-H01	GEAR, SHIFT	(1)	(1)		
45	53119-ZW4-H01	PLATE, BALL GUIDE	(1)	(1)		

FOP-10

STEERING HANDLE KIT

J12

Ref. No.	Part No.	Description	Reqd. QTY		Serial No.	Parts catalogue code
			BF 75D KO	BF 90D KO		
46	53121-ZW4-H01	BRACKET	(1)	(1)		
47	53130-ZW9-000	GRIP ASSY., THROTTLE FRICTION	(1)	(1)		
48	53133-ZW9-000	PAD, THROTTLE FRICTION	(1)	(1)		
49	53141-ZW4-H00	PIPE, GRIP	(1)	(1)		
50	53165-ZW9-000	RUBBER, GRIP	(1)	(1)		
51	53232-ZY9-A00	BLOCK, HEIGHT ADJUSTER	(1)	(1)		
52	53233-ZY9-A00ZA	BRACKET B, STEERING *NH282MU* OYSTER SILVER METALLIC-U	(1)	(1)		
53	53236-ZW1-700	BLOCK, STEERING FRICTION	(1)	(1)		
54	53238-ZW1-700	ROD, STEERING FRICTION	(1)	(1)		
55	53239-ZW1-701	SHAFT, STEERING FRICTION	(1)	(1)		
56	87124-ZV3-010	MARK, EMERGENCY SWITCH INDICATION	(1)	(1)		
57	87125-ZW1-700	MARK, STARTER (ENGLISH)	(1)	(1)		
58	87511-ZW9-620	MARK, CHANGE (FRENCH)	(1)	(1)		
59	87532-ZW9-620	MARK, THROTTLE (FRENCH)	(1)	(1)		
60	90101-ZW4-H00	BOLT, HEX., 12X80	(1)	(1)		
61	90102-ZW4-H01	BOLT (M5X8)	(1)	(1)		
62	90102-ZW9-000	BOLT, FLANGE, 6X12	(1)	(1)		
63	90103-ZW4-H01	BOLT (M8X50)	(1)	(1)		
64	90103-ZY3-000	BOLT, HEX., 10X32	(2)	(2)		
65	90104-ZW4-H01	BOLT (M5X12)	(6)	(6)		
66	90105-ZW4-H01	BOLT (M6X12)	(4)	(4)		
67	90106-ZW4-H01	BOLT (M5X12)	(3)	(3)		
68	90118-HW1-670	BOLT, FLANGE, 8X28	(1)	(1)		
69	90301-ZW4-H01	NUT, HEX., 5MM	(1)	(1)		
70	90302-921-000	NUT, HEX., 16MM	(1)	(1)		
71	90303-ZW4-H00	NUT, HEX., 12MM	(1)	(1)		
72	90305-ZV4-000	NUT, SELF-LOCK, 8MM	(2)	(2)		
73	90401-ZW1-000	WASHER, PLAIN, 8MM	(2)	(2)		
74	90501-ZW4-H01	WASHER, 5MM	(1)	(1)		
75	90502-ZW4-H01	WASHER, 8MM	(1)	(1)		
76	90503-ZW4-H01	WASHER, 10MM	(2)	(2)		
77	90504-ZW4-H01	WASHER, 5MM	(3)	(3)		
78	90506-ZV1-000	WASHER, WAVE, 14MM	(1)	(1)		
79	90514-ZV4-000	WASHER, 10MM	(2)	(2)		
80	90552-ZV5-000	WASHER, PLAIN, 12MM	(1)	(1)		
81	90559-ZV5-000	WASHER, PLAIN, 12MM	(1)	(1)		
82	90651-ZW4-H01	E-RING	(1)	(1)		
83	90652-ZW4-H01	E-RING	(2)	(2)		
84	90759-ZV1-000	PIN, SPLIT, 2.0	(1)	(1)		
85	90951-ZY9-A01	BALL, STEEL	(1)	(1)		
86	91051-ZW4-H01	BEARING	(1)	(1)		
87	91052-ZW4-H01	BEARING	(1)	(1)		
88	91352-ZV5-000	O-RING, 15.54X2.26	(1)	(1)		
89	91451-ZY9-A00	TUBE, CORD, 40MM	(1)	(1)		
90	91552-ZW4-H00	COLLAR, DISTANCE, 12.2X23X16	(1)	(1)		
91	94002-06490-0S	NUT, HEX., 6MM	(1)	(1)		
92	94002-12490-0S	NUT, HEX., 12MM	(1)	(1)		

3

PART NO. INDEX



Part Number	Address	Page	Ref.	Part Number	Address	Page	Ref.	Part Number	Address	Page	Ref.	Part Number	Address	Page	Ref.				
06000				13000				14781-RGM-A01 D11 31 23				16400-ZY9-003 D15 35 3				17109-ZY6-000 D14 34 8			
06192-ZW1-000 I1 94 1				13010-ZY9-010 D8 28 1				14820-PZA-003 D2 22 7				16450-ZY9-003 D14 34 1				17110-ZY9-003 D14 34 9			
06193-ZZ0-000 I1 94 2				13011-ZY9-010 D8 28 1				15000				16451-ZY9-000 D14 34 2				17315-ZY9-000 D15 35 6			
06240-ZW5-U40 I2 95 1				13101-ZZ0-000 D8 28 2				15100-ZY9-000 D6 26 1				16620-ZY9-000 D14 34 3				17357-GE1-670 F7 52 2			
06240-ZW5-U50 I4 97 1				13102-ZZ0-000 D8 28 2				15121-ZY9-000 D6 26 2				16638-PH3-S00 D14 34 4				17371-ZY9-000 D15 35 7			
06240-ZW5-U60 I6 99 1				13111-PWA-000 D8 28 3				15136-ZY9-000 D6 26 3				16700-ZY9-003 E1 37 6				17374-ZY9-000 D15 35 8			
06240-ZW5-U70 I8 101 1				13204-PWA-003 D8 28 4				15171-ZY9-000 D15 35 1				16701-ZY9-003 E3 39 25				17439-PY3-A01 E2 38 13			
06240-ZW7-U00 I10 103 1				13210-ZY9-000 D8 28 5				15220-ZY9-000 D7 27 3				16708-ZY9-003 E4 40 26				17500-ZV5-903 G1 62 6			
06240-ZW7-U10 I12 105 1				13211-PWA-003 D8 28 6				15231-PE0-000 D6 26 4				16715-ZY9-013 E4 40 27				17583-ZV5-901 G1 62 7			
06241-ZW5-U00 I2 95 2				13212-PWA-003 D8 28 6				15232-PG6-000 D6 26 5				16717-ZY9-000 D2 22 11				17620-ZV5-902 G1 62 8			
06241-ZW5-U10 I4 97 2				13213-PWA-003 D8 28 6				15234-PC6-000 D6 26 6				16718-ZY6-013 E4 40 28				17624-ZV5-902 G1 62 9			
06323-ZW5-U14 J4 113 1				13214-PWA-003 D8 28 6				15236-ZW1-010 D6 26 7				16721-ZY9-003 E4 40 29				17660-ZW9-003 G1 62 10			
06326-ZY3-801 H15 92 1				13215-PWA-003 D8 28 6				15331-ZW1-000 D6 26 8				16723-RMA-E00 E2 38 1				17661-921-010 G1 62 11			
06372-ZW5-U01 J6 115 1				13216-PWA-003 D8 28 6				15341-ZW1-000 D6 26 9				16723-ZY6-003 E4 40 30				17665-ZV5-000 G1 62 12			
06372-ZW5-U11 J6 115 1				13217-PWA-003 D8 28 6				15400-RTA-004 D4 24 5				16723-ZY9-013 E4 40 31				17680-ZV4-000 G1 62 13			
06373-ZW5-U01 J6 115 2				13310-ZY9-000 D8 28 7				15422-ZY9-000 D1 21 3				16734-ZY9-000 E4 40 32				17700-ZY3-010 G1 62 14			
06373-ZW5-U11 J6 115 2				13322-PWA-003 D8 28 8				15600-ZY9-000 D4 24 6				16735-ZW5-003 E4 40 34				17700-ZY9-000 G1 62 14			
06373-ZY3-800 H15 92 2				13323-PWA-003 D8 28 8				15612-ZY9-000 D4 24 7				16740-ZY9-003 E4 40 35				17701-ZV5-000 G1 62 15			
06373-ZY3-810 H15 92 2				13324-PWA-003 D8 28 8				15631-ZY9-000 D4 24 8				16741-PG7-005 E4 40 36				17702-ZV4-000 G1 62 17			
06374-ZW5-U00 J6 115 3				13325-PWA-003 D9 29 8				15655-ZY9-000 D7 27 4				16752-ZY3-000 E4 40 37				17703-921-010 G2 63 19			
06374-ZW5-U10 J6 115 3				13327-PWA-003 D9 29 8				15665-ZY9-000 F12 57 1				16752-ZY3-A00 D14 34 6				17704-ZV4-010 G2 63 20			
06375-ZW5-U01 J6 115 4				13328-PWA-003 D9 29 8				15810-ZZ0-003ZA D2 22 8				16755-ZY9-003 E1 37 7				17723-ZY9-003 E4 40 42			
06375-ZW5-U11 J6 115 4				13331-ZY9-003 D9 29 9				15815-ZY9-000 D2 22 9				16800-ZY9-003 E2 38 2				17736-ZW1-000 H5 82 1			
06375-ZY3-800 H15 92 3				13342-PWA-003 D9 29 10				15815-ZY9-000 D2 22 10				16805-ZY9-003 E2 38 3				17838-ZV5-000 F5 50 1			
06375-ZY3-810 H15 92 3				13343-PWA-003 D9 29 10				16000				16807-ZY3-003 E2 38 4				17840-ZY9-000 F5 50 2			
06397-ZW5-U00 J6 115 5				13344-PWA-003 D9 29 10				16011-ZY3-A01 E3 39 1				16816-ZY9-000 E1 37 8				17845-ZY6-000 F5 50 3			
06397-ZW5-U10 J6 115 5				13345-PWA-003 D9 29 10				16013-ZY9-000 E3 39 2				16850-ZY9-000 E2 38 5				17860-ZY9-000 F5 50 4			
06411-ZW1-020 G11 72 1				13346-PWA-003 D9 29 10				16016-ZY6-003 D15 35 2				16871-ZY9-000 E2 38 7				17877-ZY9-000 F5 50 5			
06411-ZY9-000 F7 52 1				13347-PWA-003 D9 29 10				16017-ZY9-010 E3 39 3				16881-ZY9-000 E1 37 9				17878-ZY9-000 F5 50 6			
06533-ZY9-B21ZA J10 119 1				13348-PWA-003 D9 29 10				16019-ZY9-003 E3 39 4				16895-ZY9-003 E1 37 10				17910-ZY9-701 F1 46 1			
06534-ZY9-000 G11 72 2				13621-ZY9-000 D9 29 11				16020-ZY9-003 E3 39 5				16896-ZY9-003 D2 22 12				17917-ZW9-000 F1 46 2			
06900-ZW5-U00 J9 118 1				14000				16024-ZY3-000 E3 39 6				16966-MR1-000 G1 62 2				17931-ZW4-H01 F1 46 3			
11000				14110-ZY9-000 D10 30 1				16026-ZY3-000 E3 39 7				16966-MR5-000 D15 35 5				17931-ZY6-000 F5 50 7			
11106-PWA-300 D4 24 1				14110-ZZ0-000 D10 30 1				16036-ZY9-000 E3 39 8				16977-ZV5-A00 G1 62 4				18211-ZY9-000 G9 70 1			
11107-PWA-300 D4 24 2				14211-PWA-000 D10 30 2				16042-ZY9-003 E3 39 9				16979-ZV5-901 G1 62 5				18334-MT8-770 G4 65 1			
11321-ZY9-000ZA D7 27 1				14221-PWA-003 D10 30 3				16061-ZY9-003 E3 39 10				17000				H3 80 1			
11381-ZY9-003 D7 27 2				14222-ZY9-000 D10 30 4				16071-ZY9-003 E3 39 11				17105-PWA-007 D14 34 7				H4 81 1			
11411-ZY9-405ZA D13 33 1				14401-PWC-004 D10 30 5				16072-ZY3-000 E3 39 12											
11911-ZY9-000 D4 24 3				14420-ZZ0-000 D10 30 6				16072-ZY9-003 E3 39 13											
12000				14430-ZY9-000 D10 30 7				16073-ZY3-000 E3 39 14											
12000-ZY9-405 D4 24 4				14441-ZY9-000 D10 30 8				16073-ZY9-003 E3 39 15											
12155-ZV5-000 D2 22 1				14442-ZY9-000 D10 30 9				16077-ZY3-000 E3 39 16											
12210-PZ1-004 D2 22 2				14510-RME-A01 D10 30 10				16081-ZW5-010 E3 39 17											
12210-ZY9-000ZA D2 22 3				14512-ZY9-000 D10 30 11				16081-ZY9-003 E3 39 18											
12211-PZ1-004 D2 22 4				14530-PWC-014 D10 30 12				16082-ZY3-000 E3 39 19											
12217-ZW1-010 D2 22 5				14631-PWC-010 D10 30 13				16082-ZY9-003 E3 39 20											
12251-ZY9-003 D2 22 6				14647-PWA-000 D10 30 14				16083-ZY3-000 E3 39 21											
12310-ZY9-000 D1 21 1				14647-PY3-000 D10 30 15				16087-ZY3-000 E3 39 22											
12312-ZY9-000 D1 21 2				14711-PWC-000 D10 30 16				16163-GHB-610 E3 39 23											
				14721-PWC-010 D10 30 17				16193-ZY3-A00 E3 39 24											
				14744-PM3-000 D10 30 18				16195-ZY9-000 E1 37 1											
				14751-ZY9-003 D10 30 19				16196-ZY9-000 E1 37 2											
				14752-ZY9-003 D10 30 20				16197-ZY9-000 E1 37 3											
				14765-RGA-000 D10 30 21				16198-ZY9-000 E1 37 4											
				14775-P08-000 D10 30 22				16199-ZY9-000 E1 37 5											



PART NO. INDEX

K 3.

Part Number	Address	Page	Ref.	Part Number	Address	Page	Ref.	Part Number	Address	Page	Ref.	Part Number	Address	Page	Ref.
24920-ZW1-V00	H13	90	11					32000				32550-ZW5-U00	J6	115	6
24920-ZW7-U01	I14	107	1	24934-ZW7-U01	J3	112	1					32570-ZW5-U00	J4	113	4
	J1	110	1		J2	111	1	32100-ZY9-000	G3	64	1	32570-ZW5-U10	J4	113	5
24920-ZY3-003	I16	109	1	24934-ZY3-003	I16	109	1	32100-ZZ0-000	G3	64	1	32570-ZY3-900	H6	83	36
	J2	111	1		J3	112	1	32101-ZY9-000	G3	64	2	32580-ZY3-000	H3	80	5
24921-ZW1-003	H13	90	11	24935-ZW7-U01	I15	108	1	32103-ZY9-000	G3	64	3		H4	81	5
24921-ZW1-V00	H13	90	11		J2	111	1	32111-ZY9-000	D13	33	2		H6	83	37
24921-ZW7-U01	I14	107	1	24935-ZY3-003	I16	109	1	32112-ZY9-000	E2	38	15	32660-MJ6-710	G4	65	8
	J1	110	1		J3	112	1	32113-ZY9-000	D13	33	3	32823-ZV5-003	F2	47	15
24921-ZY3-003	I16	109	1	24936-ZW7-U01	I15	108	1	32114-ZW9-730	D4	24	13		H3	80	6
	J2	111	1		J2	111	1	32114-ZY9-000	D2	22	20		H4	81	6
24922-ZW7-U01	I14	107	1	24937-ZW7-U01	I15	108	1	32115-ZY9-000	D13	33	4		H7	84	38
	J1	110	1		J2	111	1	32121-HA0-003	G4	65	2		H15	92	6
24922-ZY3-003	I16	109	1	24938-ZW7-U01	I15	108	1	32128-ZY3-000	D15	35	10		J4	113	6
	J2	111	1		J2	111	1	32161-404-000	G8	69	1		J10	119	16
24923-ZW7-U01	I14	107	1					32161-KM3-003	F7	52	3	32824-ZV5-003	H3	80	7
	J1	110	1	28000				32166-ZY9-013	E4	40	44		H4	81	7
24923-ZY3-003	I16	109	1	28461-ZH8-003	H2	79	1	32167-ZW5-650	H10	87	15		H7	84	39
	J2	111	1	28462-ZW9-003	H2	79	2	32168-ZW5-003	E4	40	45		H15	92	7
24924-ZW7-U01	I14	107	1					32185-ZY3-010	G4	65	3		J4	113	7
	J1	110	1	30000				32185-ZY6-000	H15	92	4	32901-952-770	G4	65	9
24924-ZY3-003	I16	109	1	30416-ZY9-000	G6	67	1	32340-ZW5-043	H3	80	2		H3	80	8
	J2	111	1	30419-ZY9-003	D15	35	9		H4	81	2		H4	81	8
24925-ZW7-U01	I15	108	1	30421-ZY9-000	E8	44	1	32346-ZW1-V04	H3	80	3		H7	84	40
	J2	111	1	30424-ZY9-000	E8	44	2	32410-ZY9-000	G4	65	4		H15	92	8
24925-ZY3-003	I16	109	1	30520-PWC-003	E7	43	1	32411-ZY3-003	G4	65	5		J4	113	8
	J3	112	1	30530-RGA-004	D4	24	12	32418-ZY9-000	G4	65	6	34000			
24926-ZW7-U01	I15	108	1					32435-ZY9-000	G4	65	7				
	J2	111	1	31000				32530-ZW7-U00	I2	95	19	34750-ZY9-003	E8	44	3
24926-ZY3-003	I16	109	1	31110-ZY9-000ZA	D9	29	12		I7	100	20	34750-ZZ0-003	E8	44	3
	J3	112	1	31145-ZY9-000	G7	68	1	32530-ZW7-U10	I9	102	20	34754-ZY9-000	E8	44	4
24927-ZW7-U01	I15	108	1	31200-ZY9-003	E9	45	1		I4	97	19	34908-KM1-671	G4	65	10
	J2	111	1	31207-ZY3-003	E9	45	2	32530-ZW7-U20	I10	103	16	34908-MB9-871	G8	69	3
24928-ZW7-U01	I15	108	1	31215-PY3-004	E9	45	3		I12	105	16		J6	115	7
	J2	111	1	31216-ZY9-003	E9	45	4	32530-ZY3-010	H6	83	35	34908-MG9-951	G8	69	4
24928-ZY3-003	I16	109	1	31217-ZW1-004	E9	45	5	32533-ZW4-H01	F1	46	7		J6	115	8
	J3	112	1	31218-PY3-004	E9	45	6		J10	119	8	35000			
24929-ZW7-U01	I15	108	1	31226-ZY9-003	E9	45	7	32534-ZY9-A01	F1	46	8	35100-ZV5-003	H3	80	9
	J2	111	1	31229-ZW1-004	E9	45	8	32538-ZY9-A01	F1	46	9		H4	81	9
24929-ZY3-003	I16	109	1	31231-ZY9-003	E9	45	9		J10	119	9		H7	84	41
	J3	112	1	31235-ZY6-003	E9	45	10	32540-ZV5-911	G8	69	2	35100-ZW4-H01	J4	113	9
24930-ZW7-U01	I15	108	1	31236-ZY6-003	E9	45	11	32540-ZY3-801	H15	92	5		F2	47	16
	J2	111	1	31240-ZY6-003	E9	45	12	32540-ZW4-H01	F1	46	10	35110-ZV5-003	J10	119	17
24930-ZY3-003	I16	109	1	31242-ZY6-003	E9	45	13		J10	119	11		F2	47	17
	J3	112	1	31246-ZY3-003	E9	45	14	32544-ZW4-H01	F1	46	11		H3	80	10
24931-ZW1-V00	H13	90	12	31247-ZW1-004	E9	45	15		J10	119	12		H4	81	10
24931-ZW7-U01	I15	108	1	31249-ZW1-004	E9	45	16	32545-ZW1-V03	H3	80	4		H7	84	42
	J2	111	1	31250-ZW1-004	E9	45	17		H4	81	4		H4	81	10
24931-ZY3-003	I16	109	1	31261-ZW1-004	E9	45	18		J10	119	12		H7	84	42
	J3	112	1	31630-ZY9-003	E6	42	1	32547-ZW4-H01	F1	46	12	35118-ZW5-U02	J4	113	11
24932-ZW7-U01	I15	108	1	31750-ZY9-003	D2	22	18		J10	119	13	35180-ZV7-023	J4	113	12
	J2	111	1	31754-ZY9-000	D2	22	19	32548-ZW4-H01	F1	46	13	35180-ZW1-003	H10	87	16
24932-ZY3-003	I16	109	1						J10	119	14	35182-ZW1-003	H10	87	17
	J3	112	1					32549-ZW4-H01	F2	47	14	35184-ZW5-U02	J4	113	13
24933-ZW7-U01	I15	108	1						J10	119	15	35370-ZV5-823	H7	84	43
	J2	111	1						J10	119	15	35370-ZW1-V01	H10	87	18
24933-ZY3-003	I16	109	1												

4

PART NO. INDEX



Part Number	Address	Page	Ref.	Part Number	Address	Page	Ref.	Part Number	Address	Page	Ref.	Part Number	Address	Page	Ref.
87301-ZY9-000	H1	78	8		G3	64	4	90101-ZW9-003	F9	54	10		I9	102	30
87301-ZZ0-000	H1	78	9		G5	66	26	90101-ZZ0-000	F9	54	11	90107-ZW1-004	E9	45	21
87511-ZW9-620	H1	78	10	90011-ZY9-000	D3	23	25	90102-ZW1-000	G12	73	27	90107-ZW5-U00	I3	96	28
	J12	121	58	90013-ZW9-000	G3	64	5	90102-ZW4-H01	F4	49	52		I5	98	28
87516-VA9-B50	H1	78	11		G5	66	27		J12	121	61		I7	100	31
87531-ZW9-620	H1	78	12	90013-ZY6-000	E9	45	19	90102-ZW5-U00	I3	96	23		I9	102	31
87532-ZW9-620	H1	78	13	90014-ZW1-000	D14	34	13		I5	98	23	90107-ZY3-000	G5	66	33
	J12	121	59		E4	40	47		I7	100	26	90108-ZW1-000	G12	73	30
87538-ZW1-721	H1	78	14	90014-ZW9-000	G3	64	6		I9	102	26	90108-ZW4-000	H8	85	55
87546-ZY9-640	H1	78	15	90015-PH1-013	D4	24	19	90102-ZW7-U01	I11	104	22	90108-ZW5-U00	I7	100	32
87634-ZW1-N01	H1	78	16	90015-ZV0-C10	E8	44	5		I13	106	22		I9	102	32
87634-ZY6-U80	H1	78	16		G5	66	28	90102-ZW9-000	D7	27	9	90109-ZW5-000	G5	66	34
87701-ZV5-010	H8	85	51	90016-ZW9-000	D4	24	20		F4	49	53		H3	80	18
87701-ZW7-U01	I10	103	18		E1	37	19		F13	58	20		H4	81	18
	I12	105	18		E4	40	48		J12	121	62		J4	113	21
87702-ZW9-800	H8	85	52		E7	43	2	90102-ZY9-000	F8	53	27	90110-881-000	G12	73	31
87703-ZW5-U02	I3	96	21	90016-ZY9-000	D3	23	26		G12	73	28	90111-ZY3-000	G10	71	25
	I5	98	21	90017-PWA-G01	E6	42	2	90103-ZW4-H01	F4	49	54	90113-ZW1-702	G15	76	25
87703-ZW5-U22	I7	100	24	90017-ZV0-C10	D6	26	10		J12	121	63	90113-ZY9-000	G10	71	26
	I9	102	24		F5	50	24	90103-ZW5-U01	I3	96	24	90114-HW1-670	D7	27	10
87703-ZW7-U00	I10	103	19	90017-ZY3-000	D3	23	27		I5	98	24	90114-ZW1-702	G16	77	26
	I12	105	19		D13	33	8		I7	100	27	90115-ZV5-000	F9	54	13
87705-ZW1-003	H10	87	19		F5	50	25		I9	102	27	90115-ZW1-702	G16	77	27
87706-ZW1-003	H11	88	20	90017-ZY9-000	D15	35	17	90103-ZW7-U01	I11	104	23	90116-ZW1-702	G16	77	28
87707-ZW1-003	H11	88	20	90018-ZW5-000	D3	23	28		I13	106	23	90118-HW1-670	F4	49	59
					E8	44	6	90103-ZW9-000	F8	53	28		J12	121	68
89000					G5	66	29	90103-ZY3-000	F4	49	55	90119-ZV5-000	F8	53	32
				90019-ZW9-000	D3	23	29		J12	121	64				
89102-538-000	H2	79	5	90021-ZW5-U00	J9	118	2	90103-ZY9-000	G10	71	24		G16	77	29
89103-538-000	H2	79	6	90021-ZY3-000	E4	40	49	90104-ZW1-900	F9	54	12	90119-ZY9-000	G12	73	32
89210-GBJ-J00	H2	79	7		G5	66	30	90104-ZW4-H01	F4	49	56	90120-HW1-670	D5	25	25
89216-SF4-000	H2	79	8	90023-ZW5-000	F6	51	26		J12	121	65		D7	27	11
89217-355-000	H2	79	9	90023-ZY6-000	D13	33	9	90104-ZW5-U00	I3	96	25	90120-ZY3-000	F9	54	14
89301-921-010	H2	79	10	90026-ZY3-000	D4	24	21		I5	98	25	90123-ZV0-010	E6	42	3
				90030-ZY3-000	D1	21	4		I7	100	28	90123-ZV5-010	F9	54	15
90000					D3	23	30		I9	102	28		F15	60	13
					D4	24	22	90104-ZW7-U01	I11	104	24	90124-ZW1-910	F9	54	16
90002-ZW1-010	D9	29	13		D13	33	10		I13	106	24	90125-ZV5-000	H8	85	56
90002-ZY6-000	F8	53	26		F12	57	13	90104-ZY9-000	F8	53	29	90125-ZW1-910	F9	54	17
90003-PNA-000	D11	31	24	90031-PV0-003	D11	31	26	90105-MM4-000	H8	85	54	90126-ZW4-000	D14	34	16
90003-ZW2-000	D15	35	15	90031-ZY3-000	D4	24	23	90105-ZW1-000	G14	75	6	90127-ZV1-010	D6	26	11
	G5	66	25	90042-ZY3-000	D14	34	14	90105-ZW4-H01	F4	49	57		D15	35	18
	G10	71	23	90043-ZY3-000	F12	57	14		J12	121	66	90127-ZV5-003	E8	44	7
90003-ZW9-000	E1	37	17	90046-ZY3-000	D7	27	8	90105-ZW5-003	G5	66	31		F8	53	34
90003-ZY9-000	D14	34	12	90047-ZY6-000	D3	23	31	90105-ZW5-U01	I3	96	26		G10	71	27
90006-PWC-003	D11	31	25	90054-ZY3-000	D5	25	24		I5	98	26	90129-ZW1-010	G12	73	33
90006-ZY6-000	D15	35	16		D14	34	15		I7	100	29	90131-ZV5-000	D7	27	12
90008-PWA-003	D3	23	24	90056-ZY3-000	F6	51	27		I9	102	29	90132-ZY3-000	G10	71	28
90008-ZW9-000	H8	85	53		F12	57	15	90105-ZW9-000	F12	57	16	90133-ZY3-000	F9	54	18
90008-ZY9-003	D4	24	17	90101-ZW4-H00	F4	49	51		G12	73	29	90136-ZW1-003	H11	88	21
90009-PP4-E01	E4	40	46		J12	121	60	90105-ZY6-000	F8	53	30	90137-ZW1-003	H11	88	22
90009-ZW9-000	G12	73	26	90101-ZW5-U00	I3	96	22	90105-ZY9-000	F8	53	31	90138-ZW1-003	H11	88	23
90010-ZV5-000	F13	58	19		I5	98	22	90106-ZW1-004	E9	45	20	90139-ZW1-003	H11	88	24
	I1	94	10		I7	100	25	90106-ZW4-H01	F4	49	58		H14	91	13
	D4	24	18		I9	102	25		J12	121	67	90140-ZW1-003	H14	91	14
	D13	33	7		I10	103	20	90106-ZW5-000	G5	66	32	90142-ZW1-003	H14	91	15
	E1	37	18		I12	105	20	90106-ZW5-U00	I3	96	27	90143-ZW1-003	H14	91	16
	E2	38	17		I10	103	21		I5	98	27	90145-ZW1-003	D13	33	11
	F5	50	23	90101-ZW7-U01	I10	103	21		I7	100	30	90145-ZW4-000	D3	23	32
					I12	105	21					90147-ZW4-000	D3	23	32



PART NO. INDEX

K 7

Part Number	Address	Page	Ref.	Part Number	Address	Page	Ref.	Part Number	Address	Page	Ref.	Part Number	Address	Page	Ref.
94510-14000	F16	61	26												
94540-03029	H9	86	82												
94540-04029	F6	51	42												
	F8	53	43												
	H9	86	83												
94540-06029	F6	51	43												
	I3	96	36												
	I5	98	36												
	I7	100	41												
	I9	102	41												
	I11	104	28												
	I13	106	28												
94540-07029	H9	86	84												
94540-10019	F14	59	37												
94540-12029	F6	51	44												
94540-15029	G16	77	43												
95000															
95001-35120-40	E5	41	54												
95001-75090-40	E2	38	20												
95001-80300-40	G10	71	41												
95003-07019-31	D16	36	25												
95003-11024-31	E5	41	55												
95005-50950-30	F8	53	44												
95005-70110-30	F12	57	24												
96000															
96100-62080-00	F16	61	27												
96211-07000	F16	61	28												
96211-11000	F16	61	29												
96220-50178	D6	26	16												
96300-06014-09	D5	25	34												
	D11	31	30												
96300-06016-09	D7	27	17												
96300-06028-09	D11	31	31												
96300-08100-09	D7	27	18												
96300-08120-09	D7	27	19												
98000															
9807B-5617C	E7	43	3												
98200-11000	G8	69	18												
98200-30750	H15	92	14												
98200-41000	G5	66	44												
98200-41500	G5	66	45												
98200-43000	G5	66	46												
99000															
99001-08120	H2	79	11												
99001-10140	H2	79	12												
99004-18190	H2	79	13												
99008-02000	H2	79	14												

4

PART NAME INDEX

Part name	Address	Page	Ref.	Part name	Address	Page	Ref.	Part name	Address	Page	Ref.
[A]				BEARING	F4	49	74	BOLT-WASHER, 6X27	G10	71	23
ACTUATOR	F2	47	37		J12	121	86	BOLT-WASHER, 6X95	F8	53	29
	J11	120	39				87	BOLT-WASHER, 8X30	F8	53	30
ADAPTER, REMOCON CABLE	H13	90	12	BEARING A, CONNECTING ROD	D8	28	6	BOLT-WASHER, 8X35	D14	34	13
ARMATURE COMP.	G15	76	4	BEARING B, CONNECTING ROD	D8	28	6		E4	40	47
ARM ASSY., ROCKER	D10	30	6	BEARING B, MAIN LOWER	D9	29	10	BOLT-WASHER, 9X155	D3	23	24
ARM ASSY., SHIFT LINK	H12	89	5	BEARING B, MAIN UPPER	D8	28	8	BOLT A, THROUGH	E9	45	18
ARM ASSY., THROTTLE LINK	H12	89	8	BEARING C, CONNECTING ROD	D8	28	6	BOLT KIT, SIDE REMOTE CONTROL	J9	118	1
ARM COMP., EX. ROCKER	D10	30	8	BEARING C, MAIN LOWER	D9	29	10	BOLT, 12MM	D9	29	13
			9	BEARING C, MAIN UPPER	D8	28	8	BOLT, 1/4-28UNF	G12	73	27
ARM COMP., IN. VALVE ROCKER ..	D10	30	7	BEARING C, MAIN LOWER	D9	29	10	BOLT, 3/8-24UNF	G14	75	6
ARM COMP., LINK JOINT	H6	83	19	BEARING D, CONNECTING ROD	D8	28	6	BOLT, CONNECTING ROD	D8	28	4
ARM COMP., SHIFT LINK	H6	83	15	BEARING D, MAIN LOWER	D9	29	10	BOLT, DRAIN PLUG	D7	27	12
ARM, NEUTRAL LOCK	I10	103	5	BEARING D, MAIN UPPER	D8	28	8		F9	54	14
	I12	105	5	BEARING E, CONNECTING ROD	D8	28	6	BOLT, FLANGE,	D15	35	19
ARM, SHIFT	F5	50	11	BEARING E, MAIN LOWER	D9	29	10		G10	71	30
ARM, THROTTLE	F5	50	7	BEARING E, MAIN UPPER	D9	29	8	BOLT, FLANGE, 10X25	G12	73	34
	J10	119	4	BEARING F, CONNECTING ROD	D8	28	6	BOLT, FLANGE, 10X35	E9	45	22
				BEARING F, MAIN LOWER	D9	29	10	BOLT, FLANGE, 10X40	F8	53	26
				BEARING F, MAIN UPPER	D9	29	8	BOLT, FLANGE, 10X75	E9	45	19
				BEARING G, CONNECTING ROD	D8	28	6	BOLT, FLANGE, 6X10	D14	34	14
				BEARING G, MAIN LOWER	D9	29	10		G3	64	6
				BEARING G, MAIN UPPER	D9	29	8	BOLT, FLANGE, 6X11	F6	51	26
				BEARING H, MAIN LOWER	D9	29	10	BOLT, FLANGE, 6X12	D7	27	9
				BEARING H, MAIN UPPER	D9	29	8		F4	49	53
				BEARING, NEEDLE	F14	59	29		F6	51	27
				BEARING, NEEDLE, 30X37X26	F16	61	21		F8	53	28
				BEARING, RADIAL BALL, 6208	F16	61	27		F12	57	15
				BEARING, TAPERED ROLLER	F16	61	22		F13	58	20
				BEARING, TAPER ROLLER,					G3	64	5
					30X62X40	F14	59	30	G5	66	27
				BLOCK ASSY., CYLINDER	D4	24	4		J12	121	62
				BLOCK, HEIGHT ADJUSTER	F3	48	49	BOLT, FLANGE, 6X14	D4	24	18
					J12	121	51		D5	25	34
				BLOCK, NEUTRAL LOCK	H5	82	7		D11	31	30
				BLOCK, STEERING FRICTION	G14	75	2		D13	33	7
					J12	121	53		E1	37	18
				BLOCK, THROTTLE FRICTION	H6	83	29		E2	38	17
				BODY	E3	39	4		E4	40	49
				BOLT	F4	49	52		F5	50	23
									G3	64	4
									G5	66	26
											30
								BOLT, FLANGE, 6X16	D3	23	27
									D7	27	17
									D13	33	8
									F5	50	25
									G12	73	36
								BOLT, FLANGE, 6X18	D6	26	10
									F5	50	24
				BOLT-WASHER, 10X105	D4	24	17	BOLT, FLANGE, 6X20	D3	23	28
				BOLT-WASHER, 10X30	D11	31	26		E8	44	6
				BOLT-WASHER, 14X36	E6	42	2		F12	57	16
				BOLT-WASHER, 5X30	D15	35	17		G5	66	29
				BOLT-WASHER, 5X9	G5	66	32		G12	73	29
				BOLT-WASHER, 6X22	G10	71	24	BOLT, FLANGE, 6X22	D1	21	4
				BOLT-WASHER, 6X27	D15	35	15		D3	23	30
					F8	53	31		D4	24	22
					G5	66	25		D13	33	10



PART NAME INDEX

L 2

Part name	Address	Page	Ref.	Part name	Address	Page	Ref.	Part name	Address	Page	Ref.
BOLT, FLANGE, 6X22	E1	37	17	BOLT, OIL CHECK	F9	54	10	BRACKET, RELAY	G4	65	21
	F12	57	13	BOLT, RECESSED	G15	76	25	BRACKET, REMOTE CONTROL			
BOLT, FLANGE, 6X23	G12	73	26	BOLT, ROCKER ARM SHAFT	D11	31	25	HOUSING	I2	95	12
BOLT, FLANGE, 6X25	D4	24	20	BOLT, RR. BRACKET	G10	71	26		I4	97	12
	E1	37	19	BOLT, SEALING, 18MM	D6	26	7		I6	99	13
	E4	40	48	BOLT, SEALING, 20MM	D2	22	5		I8	101	13
	E7	43	2	BOLT, SEALING, 24MM	D4	24	1	BRACKET, RR.	E9	45	11
	G12	73	35	BOLT, SEALING, 6MM	E4	40	46	BRACKET, R. STERN	G11	72	15
BOLT, FLANGE, 6X28	D11	31	31	BOLT, SOCKET	G16	77	26	BRACKET, SENSOR CORD	D15	35	10
	D13	33	12					BRACKET, SHIFT LINK	F5	50	16
	E8	44	5	BOLT, SOCKET, 6X16	F9	54	18	BRACKET, TILTING	G12	73	21
	G5	66	28	BOLT, SPECIAL, 6X17	G10	71	25	BRACKET, UNDER COVER	G9	70	10
BOLT, FLANGE, 6X32	D4	24	23	BOLT, SPECIAL, 6X220	J9	118	2	BRUSH SET	E9	45	7
	E6	42	3	BOLT, SPECIAL, 6X31	D13	33	9	BUFFER, PLATE	E2	38	4
BOLT, FLANGE, 6X35	D3	23	29	BOLT, SPECIAL, 6X37	G10	71	28	BULB, PRIMER	G1	62	11
	F9	54	20	BOLT, STUD	F9	54	16		H16	93	4
BOLT, FLANGE, 6X40	D13	33	11					BULB, WEDGE BASE	G4	65	10
BOLT, FLANGE, 6X55	D3	23	32	BOLT, STUD 2, 8X32	D3	23	31		G8	69	3
	G10	71	29	BOLT, STUD, 2, 6X40	D14	34	12				4
BOLT, FLANGE, 8X100	D7	27	8	BOLT, STUD, 8X28	F12	57	14		J6	115	7
				BOLT, TDC PULSER PLATE	D10	30	4				8
BOLT, FLANGE, 8X110	D3	23	26	BOLT, TENSIONER PIVOT	D11	31	24	BUSH	H12	89	9
BOLT, FLANGE, 8X120	D7	27	19	BOX ASSY., REMOTE CONTROL	H5	82	2	BUSHING	H10	87	8
BOLT, FLANGE, 8X18	G5	66	33		H10	87	1	BUSH A, COVER LOCK	F5	50	22
BOLT, FLANGE, 8X20	D4	24	21	BOX KIT, REMOTE CONTROL	I2	95	1	BUSH COMP., VERTICAL SHAFT	F11	56	2
BOLT, FLANGE, 8X25	G12	73	32		I4	97	1	BUSH, LOWER CYLINDER	G15	76	21
BOLT, FLANGE, 8X28	F4	49	59		I6	99	1	BUSH, MOTOR CODE	F8	53	21
	J12	121	68		I8	101	1		G15	76	16
BOLT, FLANGE, 8X35	D5	25	24		I10	103	1	BUSH, STEERING HANDLE	F3	48	40
	D7	27	10		I12	105	1		J11	120	42
	D14	34	15	BRACKET	F3	48	44	BUSH, SWIVEL CASE	G11	72	14
	H8	85	53		G8	69	8		G15	76	8
BOLT, FLANGE, 8X40	D6	26	12					BUSH, TILT ARM	G12	73	20
BOLT, FLANGE, 8X45	D5	25	25		J6	115	16	BUTTON, THROTTLE	H10	87	9
	D7	27	11		J12	121	46		I2	95	9
	D14	34	16	BRACKET ASSY.	G15	76	3		I4	97	9
BOLT, FLANGE, 8X60	D6	26	11	BRACKET A, COUPLER	G3	64	2		I6	99	10
	D15	35	18	BRACKET A, HARNESS CLIP	D13	33	2		I8	101	10
BOLT, FLANGE, 8X95	D3	23	25	BRACKET B, HARNESS CLIP	E2	38	15		I10	103	8
BOLT, FRICTION	G14	75	1	BRACKET B, STEERING	F3	48	50		I12	105	8
	H6	83	30		J12	121	52	BUZZER ASSY., WARNING	F2	47	25
	J11	120	31	BRACKET C, COUPLER	G3	64	3		J11	120	26
BOLT, HEX.	G16	77	28	BRACKET C, HARNESS CLIP	D13	33	3	BUZZER COMP., WARNING	H3	80	15
BOLT, HEX., 10X235	G12	73	30	BRACKET D, HARNESS CLIP	D2	22	20		H4	81	15
BOLT, HEX., 10X32	F4	49	55	BRACKET E, HARNESS CLIP	D13	33	4		H7	84	50
	J12	121	64	BRACKET, BUZZER	H3	80	16		J4	113	19
BOLT, HEX., 10X40	F9	54	15		H4	81	16				
	F15	60	13		J4	113	20				
BOLT, HEX., 10X80	F9	54	12	BRACKET, CABLE	F2	47	30				
BOLT, HEX., 12X119	G12	73	33		J11	120	32				
BOLT, HEX., 12X186	F8	53	27	BRACKET, CLIP B	D4	24	13	CABLE ASSY., A.C. GENERATOR			
	G12	73	28	BRACKET, ECU	E8	44	4	FUSE	G4	65	7
BOLT, HEX., 12X80	F4	49	51	BRACKET, FR.	E9	45	10	CABLE ASSY., EXTENSION	J4	113	4
	J12	121	60	BRACKET, FR. UNDER COVER	F7	52	10				5
BOLT, HEX., 5X16	H8	85	73	BRACKET, FUEL TUBE CLAMP	E1	37	8	CABLE ASSY., LONG HANDLE	F1	46	9
BOLT, HEX., 6X14	G12	73	31	BRACKET, FUSE BOX	G4	65	17		J10	119	10
BOLT, HEX., 8X25	F9	54	13	BRACKET, LINK JOINT	H6	83	20	CABLE ASSY., PUSH-PULL	I14	107	1
BOLT, HEX., 8X55	F13	58	19	BRACKET, L. STERN	G11	72	16		I15	108	1
	I1	94	10	BRACKET, NEUTRAL SWITCH	F5	50	20		J1	110	1
									J2	111	1

[C]



PART NAME INDEX

L 3

Part name	Address	Page	Ref.	Part name	Address	Page	Ref.	Part name	Address	Page	Ref.
CABLE ASSY., REMOTE CONTROL --	H6	83	35	CLAMP D, FUEL TUBE	E4	40	39	COLLAR, DISTANCE, 6.5X9X3.....	F10	55	27
CABLE ASSY., REMOTE CONTROL				CLAMP, CHECK VALVE	E3	39	24	COLLAR, FR. BRACKET	F8	53	42
EXTENSION	H6	83	36	CLAMP, HARNESS	H5	82	10	COLLAR, LINK JOINT	H8	85	71
CABLE ASSY., STARTER	G4	65	4	CLAMP, POWER TILT CORD	H6	83	32	COLLAR, LOWER CYLINDER	G12	73	25
CABLE ASSY., SWITCH PANEL	H3	80	5	CLAMP, TUBE	D1	21	5	COLLAR, LOWER MOUNTING	F7	52	17
	H4	81	5		E2	38	13	COLLAR, ORIFICE	G16	77	42
	H6	83	37				14	COLLAR, P.T.T. RELAY	G5	66	41
CABLE COMP., REMOTE CONTROL --	H12	89	11				18	COLLAR, SLIDING PLATE	H6	83	17
	H13	90	11		E5	41	51	COLLAR, SPLASH PLATE	G13	74	54
	I16	109	1		F12	57	17	COLLAR, STEERING ROD	G14	75	13
	J2	111	1	CLIP	F8	53	37	CONNECTOR COMP., FUEL	G1	62	10
	J3	112	1	CLIP B1, TUBE	F12	57	19		H16	19	3
CABLE COMP., SHIFT	F1	46	4		G10	71	35	CONTROL UNIT, ELECTRONIC	E8	44	3
	J10	119	5	CLIP C, BRAKE PIPE	G5	66	24	CORD ASSY., INDICATOR	G4	65	3
CABLE COMP., THROTTLE	F1	46	1	CLIP D, SPEEDOMETER CABLE	E1	37	16		H15	92	4
	J10	119	2	CLIP, 10.7MM	G10	71	34	CORD COMP., EMERGENCY	F2	47	22
CABLE, TIE	H15	92	13	CLIP, BRAKE PIPE	F5	50	21		H3	80	12
CAMSHAFT COMP.	D10	30	1	CLIP, COUPLER HOLDER	G4	65	15		H4	81	12
CAP	F2	47	35	CLIP, EMERGENCY LOCK	F2	47	23		H7	84	46
	J11	120	37		H2	79	3		H10	87	17
CAP ASSY., OIL FILLER	D4	24	6		H7	84	47		J4	113	16
CAP COMP., FUEL FILLER	G1	62	8		J11	120	24		J10	119	23
CAP COMP., OIL TANK	G15	76	24	CLIP, FLOOR LID, 7MM	F8	53	38	COTTER, VALVE	D11	31	23
CAP, GRIP	I2	95	7	CLIP, HARNESS	D3	23	33	COVER ASSY.	I10	103	11
	I4	97	7	CLIP, HARNESS BAND	D3	23	36		I12	105	11
	I6	99	9		E6	42	4	COVER ASSY., A.C. GENERATOR ...	G7	68	1
	I8	101	9		F6	51	40	COVER ASSY., ENGINE	G9	70	13
CAP, HANDLE	H5	82	6		G3	64	8	COVER ASSY., FUSE	G4	65	16
CAP, L. SIDE COVER	F8	53	24				9		H15	92	11
CAP, SWITCH	I2	95	8		G5	66	39	COVER ASSY., OIL PATH	D2	22	10
	I4	97	8	CLIP, INJECTOR	D14	34	2	COVER B, GEAR CASE	F9	54	4
CAP, TILTING BOLT	G11	72	17	CLIP, SENSOR HOSE	E2	38	16	COVER COMP.	E3	39	5
CAP, WATER JOINT	G9	70	5	CLIP, TUBE	E1	37	20	COVER COMP., CYLINDER HEAD ...	D1	21	1
CARTRIDGE, OIL FILTER	D4	24	5		E2	38	19	COVER COMP., L. ENGINE UNDER ..	G10	71	19
CASE ASSY., GEAR	F11	56	3		E3	39	23	COVER COMP., R. ENGINE UNDER ..	G9	70	18
CASE COMP., CHAIN	D13	33	1		F12	57	18	COVER, DUAL GRIP	I6	99	8
CASE COMP., EXTENSION	F7	52	11	CLIP, WIRE HARNESS	G6	67	3		I8	101	8
CASE COMP., MOUNT	F12	57	11		G13	74	50	COVER, ELECTRONIC PARTS	E8	44	1
CASE COMP., SILENCER	D15	35	7		H8	85	70	COVER, FLUSH VALVE	F12	57	3
CASE, ELECTRONIC PARTS	G6	67	1	CLIP, WIRE HARNESS, 25MM	G5	66	38	COVER, GRIP	H10	87	6
CASE, GEAR	F9	54	2	CLUTCH COMP., OVERRUNNING	E9	45	2		I10	103	4
CASE, OIL	D7	27	1	COIL ASSY., PLUG TOP	E7	43	1		I12	105	4
CASE, PUMP	E3	39	25	COLLAR, 8.5X14.5	D14	34	22	COVER, IMPELLER	F13	58	4
CASE, SWIVEL	G11	72	12		E5	41	53		I1	94	6
CHAIN	D10	30	5	COLLAR, C.D.I. UNIT CASE	D15	35	24	COVER, LOCK ARM	I10	103	6
CIRCLIP, EXTERNAL	H14	91	18		E6	42	5		I12	105	6
CIRCLIP, EXTERNAL, 14MM	F16	61	26		F8	53	41	COVER, L. GRIP	I2	95	5
CIRCLIP, EXTERNAL, 39MM	G13	74	49		G5	66	40		I6	99	6
CIRCLIP, INTERNAL	G16	77	30		G6	67	4	COVER, OIL PUMP	D6	26	2
CIRCLIP, INTERNAL, 40	F11	56	5		G10	71	38	COVER, PLUG MAINTENANCE	G9	70	17
CLAMP	G8	69	5	COLLAR, DISTANCE	F14	59	36	COVER, PUMP	E4	40	26
	J6	115	10		G10	71	37				27
CLAMPER, CORD	G4	65	8		I1	94	14	COVER, RELIEF VALVE	F12	57	7
CLAMP A, FUEL TUBE	E1	37	10		J9	118	3	COVER, REMOTE CONTROL CABLE ...	F5	50	6
CLAMP B, FUEL TUBE	D2	22	12				4	COVER, R. GRIP	I4	97	5
	D15	35	4	COLLAR, DISTANCE, 12.2X23X16 ..	F4	49	77		I8	101	6
	E1	37	11		J12	121	90	COVER, SEPARATE FRONT	G9	70	9
	E4	40	38	COLLAR, DISTANCE, 6X10X43.5 ...	H8	85	72	COVER, STARTER TERMINAL	G4	65	5
CLAMP C, FUEL TUBE	E1	37	12	COLLAR, DISTANCE, 6.2X7.5	G10	71	39	COVER, STEERING HANDLE UNDER ..	F2	47	28



PART NAME INDEX

L 4

Part name	Address	Page	Ref.	Part name	Address	Page	Ref.	Part name	Address	Page	Ref.
COVER, STEERING HANDLE UNDER	J11	120	29	FRAME ASSY., SHIFT	J10	119	7	GROMMET, VAPOR SEPARATOR	E4	40	32
COVER, THERMOSTAT	D2	22	14	FRAME COMP., MOUNTING	G11	72	6	GROMMET, WATER CHECK	G10	71	22
	D4	24	10	FUSE	G4	65	14	GROMMET, WATER TUBE	D7	27	5
COVER, UPPER MOUNT	G11	72	10	FUSE A	G8	69	18	GUIDE COMP., CAM CHAIN	D10	30	12
COVER, WATER JACKET	D2	22	16	FUSE, BLADE	H15	92	14	GUIDE COMP., ROD	G15	76	13
	E3	39	10	FUSE, MINI	G5	66	44	GUIDE, SPRING	F2	47	36
COVER, WIRE	F1	46	13				45		J11	120	38
	J10	119	14				46				
CRANKSHAFT COMP.	D8	28	7	[G]				[H]			
CUP, WATER SEPARATOR	E2	38	3	GASKET B, IMPELLER	F13	58	5	HANDLE KIT, STEERING	J10	119	1
					I1	94	7	HANDLE, REMOTE CONTROL	H5	82	3
[D]				GASKET COMP., CYLINDER HEAD	D2	22	6		H10	87	2
DOWEL PIN, 12X14	D5	25	27	GASKET, MOUNT CASE	D7	27	7		I2	95	4
DOWEL PIN, 14X20	D3	23	39	GASKET, WATER PUMP	F13	58	7		I4	97	4
DOWEL PIN, 6X10	D7	27	14		I1	94	8		I6	99	5
				GAUGE COMP., OIL LEVEL	D7	27	4		I8	101	5
	F8	53	40	GEAR ASSY., INTERNAL	E9	45	15		I10	103	3
	F10	55	25	GEAR ASSY., PLANETARY	E9	45	3	HANGER, ENGINE	I12	105	3
	F11	56	6	GEAR COMP., FR. BEVEL	F15	60	8	HARNES ASSY., MAIN WIRE	D4	24	3
	F14	59	28	GEAR, PINION	F13	58	18	HARNES ASSY., METER	G3	64	1
DOWEL PIN, 8X10	D9	29	15	GEAR, RR. BEVEL	F15	60	9		G8	69	2
DRIVER, CHECK BOLT	H2	79	10	GEAR, SHIFT	F3	48	42		H15	92	5
DRIVER, SCREW	H2	79	5		J11	120	44	HARNES ASSY., POWER TRIM-TILT	J6	115	6
				GENERATOR ASSY., A.C.	E6	42	1	HARNES ASSY., SWITCH PANEL	H10	87	15
[E]				GRIP	H2	79	6		H3	80	4
E-RING	F4	49	71	GRIP ASSY., THROTTLE FRICTION	F3	48	45		H4	81	4
					J12	121	47		J4	113	3
	J12	121	82	GRIP, REMOTE CONTROL HANDLE	H5	82	5	HARNES COMP.	E4	40	44
					H10	87	4	HARNES KIT, METER	H15	92	1
E-RING, 10MM	F14	59	37		I2	95	6	HEAD COMP., CYLINDER	D2	22	3
E-RING, 12MM	F6	51	44		I4	97	6	HOLDER	E3	39	9
E-RING, 15MM	G16	77	43		I6	99	7	HOLDER COMP., BRUSH	E9	45	9
E-RING, 3MM	H9	86	82		I8	101	7	HOLDER COMP., STARTER CABLE	G4	65	6
E-RING, 4MM	F6	51	42	GRIP, STARTER	H2	79	1	HOLDER, NEUTRAL LOCK	I10	103	14
	F8	53	43	GROMMET	F2	47	19		I12	105	14
	H9	86	83				34	HOLDER, OIL FILTER	D4	24	19
E-RING, 6MM	F6	51	43		H12	89	2	HOLDER, PROPELLER SHAFT	F15	60	12
	I3	96	36		J10	119	20	HOLDER, SEAL	F5	50	17
	I5	98	36	GROMMET, ELECTRONIC PARTS CASE	J11	120	36	HOLDER, SHIFT ROD	F13	58	14
	I7	100	41		D15	35	9	HOLDER, SWITCH	F2	47	20
	I9	102	41		G6	67	2		J10	119	21
	I11	104	28	GROMMET, ENGINE COVER	G10	71	21	HOSE COMP., FUEL	E1	37	7
	I13	106	28	GROMMET, EXTENSION CASE	F13	58	15	HOSE, PRESSURE REGULATOR			
E-RING, 7MM	H9	86	84	GROMMET, GEAR CASE	F9	54	3	RETURN	E4	40	42
EXTENSION, OIL FILLER	D4	24	8				5	HOUSING	F2	47	27
				GROMMET, RELAY	G4	65	20		J11	120	28
[F]				GROMMET, RELAY BRACKET	G4	65	22	HOUSING ASSY., INNER	H10	87	14
FILTER ASSY., SPOOL VALVE	D2	22	9	GROMMET, REMOTE CONTROL CABLE	F7	52	7	HOUSING ASSY., L. INNER	I2	95	3
FILTER B	G15	76	14	GROMMET, SILENCER	D15	35	8		I6	99	3
FILTER, FUEL	G1	62	7	GROMMET, STEERING HANDLE CABLE	F7	52	7		I8	101	3
FITTING, QUICK DISCONNECT	G1	62	4	GROMMET, TA SENSOR	D15	35	14	HOUSING ASSY., REMOTE CONTROL	I12	105	2
FLOAT SET	E3	39	2	GROMMET, UNDER CASE	D13	33	6	BOX	H5	82	12
FLYWHEEL COMP.	D9	29	12		F7	52	6		H10	87	7
FRAME ASSY., REMOTE CONTROL							8				
	BOX	H12	89		G7	68	2	HOUSING ASSY., R. INNER	I4	97	3
FRAME ASSY., SHIFT	F1	46	6	GROMMET, VAPOR SEPARATOR	G9	70	8		I6	99	4
					D14	34	5		I8	101	4



PART NAME INDEX

L 5

Part name	Address	Page	Ref.	Part name	Address	Page	Ref.	Part name	Address	Page	Ref.
HOUSING ASSY., R. INNER	I10	103	2	[L]				MARK, STARTER.....	J12	121	57
HOUSING COMP., DUAL REMOTE CONTROL BOX	I6	99	14	LABEL, FUSE	H1	78	1	MARK, SWITCH PANEL	H3	80	17
	I8	101	14	LABEL, OIL CAUTION	H1	78	12		H4	81	17
HOUSING COMP., REMOTE CONTROL BOX	H5	82	11	LABEL, WARNING OPERATOR	H1	78	14	MARK, THROTTLE	H1	78	13
	I2	95	13	LAMP ASSY., INDICATION	G4	65	12		J12	121	59
	I4	97	13		H3	80	13	METAL COMP., ANODE	F9	54	9
HOUSING, IMPELLER	F13	58	2		H4	81	13	METAL KIT, ANODE	G11	72	1
	I1	94	4		H7	84	48	METAL, ANODE	D2	22	1
HOUSING, LEAD	I2	95	14	LAMP ASSY., INDICATOR	F2	47	24	METER ASSY., TRIM	G8	69	10
	I4	97	14		J4	113	17	METER KIT, HOUR	J6	115	5
	I6	99	15		J11	120	25	METER KIT, SPEED	H15	92	2
	I8	101	15	LENS COMP., SPEEDOMETER PILOT	G4	65	13		J6	115	2
HOUSING, LOWER CENTER MOUNTING	F8	53	19	LEVER SET	E9	45	17	METER KIT, TACHO	H15	92	3
HOUSING, LOWER MOUNTING	F7	52	15	LEVER, FASTENER	F8	53	22		J6	115	4
HOUSING, REMOTE CONTROL BOX ..	H6	83	13	LEVER, HANDLE LOCK	H5	82	4	METER KIT, TRIM	J6	115	1
	H10	87	13	LEVER, IDLE	H6	83	23	METER KIT, VOLT	J6	115	3
HOUSING, WATER PUMP	F13	58	6	LEVER, SHIFT	F1	46	5	MOTION COMP., LOST	D2	22	7
					J10	119	6	MOTOR ASSY., POWER TILT	G15	76	2
[I]				LIFTER, FUEL PUMP	D2	22	11	MOTOR ASSY., STARTER	E9	45	1
IMPELLER, PUMP	F13	58	1	LINER, PUMP	F13	58	3	MOUNT COMP., LOWER RUBBER	F7	52	16
	I1	94	3		I1	94	5	MOUNT COMP., UPPER RUBBER	G11	72	7
INJECTOR ASSY., FUEL	D14	34	1	LINER, SWIVEL CASE	G11	72	13	[N]			
INSULATOR	E4	40	29	LINE COMP., FUEL	D14	34	3	NIPPLE, GREASE	G13	74	51
INSULATOR COMP.	E4	40	28	LINKAGE, PIVOT	F5	50	1	NIPPLE, SENSOR	F7	52	13
INSULATOR, FUEL PIPE	D14	34	4	LINK, THROTTLE	F5	50	3	NUT	H11	88	25
								NUT-WASHER, 8MM	G5	66	35
[J]				[M]				NUT, CASTLE, 18MM	F15	60	14
JOINT ASSY., FUEL	G1	62	1	MANIFOLD COMP., INLET	D14	34	9	NUT, CLIP	G10	71	31
JOINT A, BREATHER	F7	52	2	MARK, CHANGE	H1	78	10	NUT, FLANGE CAP, 8MM	D5	25	26
JOINT SET	E3	39	7	MARK, EMERGENCY START	J12	121	58	NUT, FLANGE, 12MM	F8	53	35
JOINT, DRIVE	G15	76	12	MARK, EMERGENCY SWITCH	H1	78	15		G12	73	38
JOINT, FUEL FEED HOSE	E2	38	1					NUT, FLANGE, 5MM	G4	65	1
JOINT, FUEL PIPE	D14	34	6	INDICATION	H1	78	4		H3	80	1
	E4	40	37		J12	121	56		H4	81	1
JOINT, FUEL TUBE	D15	35	5	MARK, ENVIRONMENT	H1	78	16	NUT, FLANGE, 6MM	D14	34	18
	G1	62	2	MARK, FAST IDLE	H8	85	52	NUT, FLANGE, 8MM	D14	34	17
				MARK, FLUSH MOUNT	I10	103	19	NUT, HEX., 12MM	F4	49	62
	H16	93	1		I12	105	19			78	
				MARK, FR. EMBLEM	H1	78	8		G12	73	37
JOINT, WATER HOSE	G9	70	3						J4	113	23
JOINT, WATER TUBE	F12	57	9	MARK, FUSE	H15	92	12		J12	121	71
				MARK, HANDLE FLUSH MOUNT	I10	103	18	NUT, FLANGE, 6MM	D14	34	18
[K]					I12	105	18	NUT, FLANGE, 8MM	D14	34	17
KEY ASSY., COMBINATION SWITCH	F2	47	17	MARK, OPERATOR CAUTION	H1	78	11	NUT, HEX., 12MM	F4	49	62
	H3	80	10	MARK, REMOTE CONTROL	H10	87	19			78	
	H4	81	10		H11	88	20				
	H7	84	42		I3	96	21	NUT, HEX., 16MM	F4	49	61
	J4	113	10		I5	98	21		F13	58	22
	J10	119	18		I7	100	24		G10	71	32
KEY, SPECIAL	D9	29	14	MARK, RR.	H1	78	2		H3	80	19
KEY, WOODRUFF	F14	59	27						H4	81	19
	I1	94	12	MARK, SIDE	H1	78	6		H8	85	57
				MARK, SIDE STRIPE	H1	78	7		J4	113	22
				MARK, STARTER	H1	78	5		J12	121	70
								NUT, HEX., 20MM	F6	51	28
								NUT, HEX., 4MM	G8	69	15
									J6	115	19
								NUT, HEX., 5MM	F4	49	60
									F6	51	41
									G8	69	14



PART NAME INDEX

Part name	Address	Page	Ref.	Part name	Address	Page	Ref.	Part name	Address	Page	Ref.
NUT, HEX., 5MM	H9	86	81	O-RING, 13X1.5	D5	25	32	PANEL ASSY., CONTROL	H4	81	2
	I3	96	29	O-RING, 15X1.9	D3	23	35	PANEL KIT, CONTROL	J4	113	1
			35		D13	33	14	PANEL, CONTROL	H3	80	3
	I5	98	29	O-RING, 15.54X2.26	G13	74	53		H4	81	3
			35		G14	75	12	PANEL, EMERGENCY STOP SWITCH..	J4	113	13
	I7	100	33		J12	121	88	PANEL, INDICATOR	G4	65	11
			34	O-RING, 15.5X2.7	D7	27	15		J4	113	18
			40	O-RING, 16MM	F12	57	21	PANEL, SOLENOID	J4	113	15
	I9	102	33	O-RING, 18.1X3.6	D5	25	29	PANEL, SWITCH	J4	113	11
			34	O-RING, 27X2	F6	51	39	PIN A, DOWEL, 7X12	D11	31	29
			40	O-RING, 28.3X2.4	D5	25	33	PIN, 5X44.5	F8	53	39
	J6	115	18	O-RING, 31.2X2.4	E1	37	21	PIN, 5X59	G10	71	36
	J12	121	69	O-RING, 58.5X3.5	F14	59	35	PIN, 6X6	H8	85	67
NUT, HEX., 6MM	G14	75	14	O-RING, 59.4X3.1	E9	45	23	PIN, GEARSHIFT	H14	91	19
	H8	85	58	O-RING, 6.5X1.5	D5	25	30	PIN, LINK	F6	51	35
	H9	86	80	O-RING, 6.9X1.45	F10	55	26				37
	I11	104	25	O-RING, 7.45X3.61	D14	34	21	PIN, LOCK, 6MM	H8	85	66
	I13	106	25	O-RING, 7.47X3.6	D14	34	20	PIN, PISTON	D8	28	3
	J9	118	5	O-RING, 7.8X1.9	D14	34	19	PIN, SHIFTER, 8X47	F15	60	2
	J12	121	91		E5	41	52	PIN, SHIFT LINK	F6	51	36
NUT, LOCK, 64MM	F13	58	21	O-RING, 94X4.1	F16	61	25	PIN, SNAP, 6MM	F6	51	34
NUT, SELF-LOCK	G12	73	39	O-RING, 9.5X1.9	D3	23	34	PIN, SPLIT, 2.0	G14	75	11
			40		D5	25	31		J12	121	84
	G14	75	8	O-RING, OIL PUMP	D6	26	15	PIN, SPLIT, 4.0	F15	60	20
NUT, SELF-LOCK, 10MM	F10	55	22	O-RING, PRESSURE REGULATOR	E4	40	36	PIN, SPRING, 2X12	G10	71	40
	G12	73	41	O-RING, PUMP COVER	D6	26	14	PIN, SPRING, 2.5X20	G13	74	55
NUT, SELF-LOCK, 5MM	F9	54	21	O-RING, THERMOSTAT COVER	D2	22	15	PIN, THROTTLE CABLE	F2	47	29
NUT, SELF-LOCK, 6MM	F9	54	19		D4	24	11		J11	120	30
NUT, SELF-LOCK, 8MM	G14	75	7		F12	57	10	PIN, UPPER CYLINDER	G15	76	22
	J12	121	72	O-RING, WATER PUMP	F14	59	34	PIPE COMP., OIL LEVEL	F12	57	1
NUT, TAPPET ADJUSTING	D11	31	27		I1	94	13	PIPE, BREATHER	D15	35	1
			28					PIPE, GRIP	F3	48	47
NUT, WATER MOUTH	G9	70	2						J12	121	49
				[P]				PIPE, HARNESS GUIDE	H6	83	33
[O]				PACKING	E9	45	16	PIPE, OIL	D4	24	7
OIL SEAL	G16	77	31		G8	69	7	PISTON	D8	28	2
OIL SEAL, 39.5X52X6	G13	74	52		G16	77	41	PISTON COMP., FREE	G15	76	18
OIL SEAL, 40X55X7	D13	33	13		J6	115	14	PIVOT, SHIFT	F5	50	13
OIL SEAL, 80X98X10	D5	25	28	PACKING, DUAL	I6	99	19	PIVOT, SHIFT SLIDE	F5	50	14
O-RING	D15	35	12	PACKING, ELECTRONIC AIR	I8	101	19	PIVOT, THROTTLE CABLE	F1	46	2
	E2	38	11	PACKING, ELECTRONIC AIR				PLATE	J10	119	3
	E3	39	11	PACKING, CONTROL VALVE	D14	34	11	PLATE ASSY., LOCK	E2	38	12
			12	PACKING, EX. WATER JACKET					F2	47	31
			13	PACKING, EX. WATER JACKET					J11	120	33
			14	PACKING, FUEL CAP	D2	22	17	PLATE COMP., SLIDING	H6	83	16
			15	PACKING, FLASH VALVE	F12	57	8	PLATE COMP., SPLASH	G12	73	19
			16	PACKING, FUSE BOX COVER	G1	62	9	PLATE COMP., THROTTLE	F5	50	4
	F14	59	33	PACKING, HEAD COVER	D1	21	2	PLATE KIT, SPLASH	G11	72	2
	G1	62	5	PACKING, INTAKE MANIFOLD	D14	34	7	PLATE, BALL GUIDE	F3	48	43
	G16	77	32	PACKING, OIL PAN	D7	27	2	PLATE, CABLE CLAMP	J11	120	45
			33	PACKING, REGULATOR	D2	22	19		I2	95	11
			34	PACKING, SINGLE	I2	95	18		I4	97	11
			35		I4	97	18		I6	99	12
			36	PACKING, THROTTLE BODY	D14	34	8	PLATE, DWELL	I2	95	15
			37	PAD, THROTTLE FRICTION	F3	48	46		I4	97	15
			38		J12	121	48		I6	99	16
O-RING SET	G16	77	39	PANEL ASSY., CONTROL	H3	80	2		I8	101	16
O-RING, 11.5X3.5	F12	57	22								



PART NAME INDEX



Part name	Address	Page	Ref.	Part name	Address	Page	Ref.	Part name	Address	Page	Ref.
PLATE, DWELL	I10	103	10	RING, BACK UP	G15	76	15	SCREW, PAN, 4X10	I3	96	26
	I12	105	10	RING, CROSS PIN	F15	60	3		I5	98	26
PLATE, GUIDE	F2	47	33	RING, STOPPER	F13	58	13		I7	100	29
	J11	120	35	RING, WATER TUBE SEAL	F13	58	9	SCREW, PAN, 5X10	I9	102	29
PLATE, HANDLE	I2	95	10		I1	94	9		H8	85	74
	I4	97	10	ROD A COMP., SHIFT	F13	58	12		I3	96	23
	I6	99	11	ROD COMP., CONNECTING	D8	28	5		I5	98	23
	I8	101	11	ROD COMP., PISTON	G15	76	11		I7	100	26
PLATE, LEVER SETTING	H5	82	9				17		I9	102	26
PLATE, LOCK	F5	50	15	ROD COMP., SHIFT	F13	58	10	SCREW, PAN, 5X12	E2	38	8
PLATE, REMOTE CONTROL	H8	85	51	ROD COMP., THROTTLE	F5	50	2	SCREW, PAN, 5X16	I3	96	22
PLATE, REMOTE CONTROL CABLE ..	F5	50	5	ROD, STEERING	G14	75	3		I5	98	22
PLATE, RUBBER SETTING	F9	54	1	ROD, STEERING FRICTION	G14	75	4		I7	100	25
PLATE, SHIFT	F15	60	7		J12	121	54		I9	102	25
PLATE, SHIFT PIVOT	F5	50	12	ROLLER	F3	48	39		I10	103	20
PLATE, SPEED SENSOR TUBE	F8	53	20		J11	120	41		I12	105	20
PLATE, SPRING SETTING	H6	83	24	ROLLER, 3X12.8	F16	61	23	SCREW, PAN, 5X18	D15	35	16
PLATE, STEERING	G12	73	23	ROLLER, 5X17.8	D6	26	16		I3	96	25
PLATE, TDC PULSER	D10	30	3	ROLLER, CLICK	H8	85	69		I5	98	25
PLATE, WATER TUBE	D7	27	6	ROLLER, SHIFT CLICK	H14	91	21		I7	100	28
PLATE, WINKER BUZZER	H3	80	14	ROPE, RECOIL STARTER	H2	79	2		I9	102	28
	H4	81	14	ROTOR COMP.	E9	45	5	SCREW, PAN, 5X20	I3	96	24
	H7	84	49	ROTOR, INNER	D6	26	8		I5	98	24
PLIERS, 135	H2	79	7	ROTOR, OUTER	D6	26	9		I7	100	27
PLUG, INNER CONNECTOR	F2	47	15	RUBBER, EARTH TERMINAL	E8	44	2		I9	102	27
	H3	80	6	RUBBER, FENDER MOUNTING	G9	70	12	SCREW, PAN, 5X30	I11	104	22
	H4	81	6	RUBBER, GRIP	F3	48	48		I13	106	22
	H7	84	38		J12	121	50	SCREW, PAN, 5X40	G5	66	34
	H15	92	6	RUBBER, SEAT SIDE	G10	71	20		H3	80	18
	J4	113	6	RUBBER, UNDER COVER	F8	53	25		H4	81	18
	J10	119	16	RUBBER, UPPER MOUNT STOPPER ...	G11	72	8		I3	96	28
PLUG, OUTER CONNECTOR	H3	80	7						I5	98	28
	H4	81	7	[S]					I7	100	31
	H7	84	39	SCREEN COMP., FUEL STRAINER ...	E4	40	40		I9	102	31
	H15	92	7	SCREEN, L. WATER	F9	54	7	SCREW, PAN, 5X55	J4	113	21
PLUG, SPARK	E7	43	3	SCREEN, R. WATER	F9	54	6		I7	100	32
PORT, IDLE EXHAUST	G9	70	1	SCREW	F2	47	14	SCREW, PAN, 5X65	I9	102	32
PROPELLER COMP., THREE BLADES	J7	116	1		F3	48	41		I3	96	34
	J8	117	1		H14	91	14		I5	98	34
							15		I7	100	39
PULLER, MINI FUSE	H2	79	4				15		I9	102	39
PUMP ASSY.	G15	76	10	SCREW-WASHER	E3	39	17	SCREW, PAN, 5X8	E9	45	21
PUMP ASSY., FUEL	E1	37	6				18	SCREW, PAN, 6X10	H8	85	54
PUMP ASSY., OIL	D6	26	1				20	SCREW, PAN, 6X18	D3	23	37
PUMP KIT, IMPELLER	I1	94	1				18		I3	96	27
			2				17		I5	98	27
PUMP UNIT, FUEL	E4	40	34				20		I7	100	30
				SCREW-WASHER, 3X22	J6	115	17		I9	102	30
[R]				SCREW-WASHER, 3X7	G5	66	31	SCREW, PAN, 6X22	E9	45	20
RECEIVER, THRUST	G12	73	24	SCREW A	H11	88	21	SCREW, PAN, 6X35	I11	104	23
RECTIFIER ASSY., REGULATOR ...	D2	22	18	SCREW B	H11	88	22		I13	106	23
REGULATOR ASSY., PRESSURE ...	E4	40	35	SCREW C	H11	88	23	SCREW, PAN, 6X8	F8	53	32
RELAY ASSY., MAIN	G5	66	23	SCREW SET	D15	35	2				33
RELAY ASSY., POWER TILT	G4	65	19	SCREW SET, DRAIN	E3	39	6		G16	77	29
RETAINER	H10	87	12	SCREW, 6X95	H8	85	56	SCREW, RIVET, 5X10	E8	44	7
RETAINER, VALVE SPRING	D10	30	21	SCREW, FLAT, 5X12	H8	85	55		F8	53	34
RING	E4	40	30	SCREW, FLAT, 5X55	F9	54	11		G10	71	27
RING SET, PISTON	D8	28	1	SCREW, FRICTION	H11	88	24	SCREW, TAPPET ADJUSTING	D10	30	18
				SCREW, PAN	E3	39	19	SCREW, TAPPING, 5X10	H8	85	76



PART NAME INDEX

Part name	Address	Page	Ref.	Part name	Address	Page	Ref.	Part name	Address	Page	Ref.
SCREW, TAPPING, 5X12	H9	86	77	SLIDER COMP., CAM CHAIN				STRAINER COMP., FUEL.....	E1	37	13
SCREW, TAPPING, 5X25	H9	86	79	TENSIONER	D10	30	11	E2		38	9
SCREW, TAPPING, 5X8	H8	85	75	SLIDER COMP., SHIFT	F15	60	4	STRAINER COMP., OIL.....	D7	27	3
SCREW, TAPPING, 6X16	H9	86	78	SLIDER, SHIFT	F15	60	5	STRAP, HARNESS.....	G3	64	10
SCREW, TAPPING, 6X30	I11	104	24	SLINGER, OIL	F13	58	17	SUB HARNESS ASSY., POWER			
	I13	106	24	SOCKET COMP.	G8	69	9	TRIM-TILT	I2	95	19
SCREW, TRUSS, 4X12	I10	103	21					I4		97	19
	I12	105	21		J6	115	12	I7		100	20
SCREW, WASHER	E3	39	21								21
SEAL A, COVER UNDER	F12	57	12	SPACER KIT, REMOTE CONTROL BOX	I2	95	2		I9	102	20
SEAL A, VALVE STEM	D2	22	2		I4	97	2				21
SEAL B, VALVE STEM	D2	22	4		I6	99	2				16
SEAL, ENGINE COVER	G9	70	14		I8	101	2		I10	103	16
SEAL, UPPER MOUNT COVER	G11	72	11	SPACER, CABLE CLAMP	H6	83	34	SUSPENSION, STRAINER.....	E2	38	10
SEAL, WATER	G16	77	40		I2	95	17	SUSPENSION, WARNING BUZZER....	F2	47	26
SEAL, WATER, 12X21X6	F14	59	32		I4	97	17		J11	120	27
SEAL, WATER, 22X35X7	F12	57	20		I6	99	18	SWITCH ASSY., COMBINATION.....	F2	47	16
SEAL, WATER, 23X36X6	F14	59	31		I8	101	18		H3	80	9
SEAL, WATER, 30X45X7	F16	61	24		I10	103	13		H4	81	9
SEAT, VALVE SPRING	D10	30	22		I12	105	13		H7	84	41
SEAT, WATER MOUTH	G9	70	4	SPACER, CLICK SPRING	H6	83	28		J4	113	9
SENSOR ASSY., AIR TEMP	D15	35	13	SPACER, NEUTRAL SWITCH	H6	83	31		J10	119	17
SENSOR ASSY., CRANK	D13	33	5	SPACER, REMOTE CONTROL BOX	H6	83	27	SWITCH ASSY., EMERGENCY STOP..	F2	47	21
SENSOR ASSY., MAP	D15	35	11	SPANNER, 10X14	H2	79	12		H3	80	11
SENSOR ASSY., TDC	D3	23	23	SPANNER, 8X12	H2	79	11		H4	81	11
SENSOR ASSY., TRIM ANGLE	G11	72	5	SPRING COMP., CLICK	F5	50	9		H7	84	45
SENSOR ASSY., WATER					G11	72	3		H10	87	16
TEMPERATURE	D3	23	22	SPRING, ACCELERATOR WHEEL	H6	83	22		J4	113	12
	D4	24	16	SPRING, CHOKE RETURN	H6	83	26		J10	119	22
SENSOR COMP., KNOCK	D4	24	12	SPRING, CLICK ASSIST	F5	50	10	SWITCH ASSY., MAGNET.....	E9	45	12
SENSOR, OXYGEN	D2	22	21		G11	72	4	SWITCH ASSY., NEUTRAL.....	F5	50	19
SEPARATOR ASSY., VAPOR	E4	40	31	SPRING, COIL	F2	47	38	SWITCH ASSY., OIL PRESSURE....	D4	24	14
SEPARATOR ASSY., WATER	E2	38	2		J11	120	40				15
SEPARATOR, EXTENSION	F11	56	1	SPRING, COMPRESSION	E4	40	41	SWITCH ASSY., POWER TILT.....	F2	47	18
SHAFT ASSY., CLUTCH	E9	45	13	SPRING, EX. VALVE	D10	30	20		G9	70	6
SHAFT ASSY., GEAR	E9	45	14	SPRING, FLUSH VALVE	F12	57	4		J10	119	19
SHAFT ASSY., PROPELLER	F15	60	10	SPRING, GEAR SHIFT	H12	89	7	SWITCH ASSY., POWER TRIM-TILT..	H7	84	43
SHAFT COMP., ROCKER ARM	D10	30	13	SPRING, IN. VALVE	D10	30	19		H10	87	18
SHAFT COMP., SHIFT	F5	50	18	SPRING, MOTOR	G15	76	6		I3	96	20
SHAFT, GEAR SHIFT	H12	89	6	SPRING, NEUTRAL LOCK ARM.....	I10	103	7		I5	98	20
SHAFT, HANDLE	H12	89	4		I12	105	7		I7	100	22
SHAFT, OIL PUMP	D6	26	3	SPRING, RELIEF VALVE	D6	26	5				23
SHAFT, PROPELLER	F15	60	11	SPRING, REMOTE CONTROL HANDLE..	H5	82	8		I9	102	22
SHAFT, STEERING FRICTION	G14	75	5		H10	87	5				23
	J12	121	55	SPRING, SHIFT	F15	60	6		I10	103	17
SHAFT, THROTTLE BUTTON	I10	103	9	SPRING, SHIFT CLICK	H6	83	25		I12	105	17
	I12	105	9		H12	89	10	SWITCH ASSY., SOLENOID.....	J4	113	14
SHAFT, TILTING	G11	72	18	SPRING, SHIFT ROD	F13	58	11				
SHAFT, VERTICAL	F13	58	16	SPROCKET, CAM CHAIN	D9	29	11	[T]			
SHIFTER, CLUTCH	F15	60	1	SPROCKET, CAM CHAIN DRIVEN	D10	30	2	TAB, TRIM.....	F9	54	8
SHIM A, BEVEL	F15	60	18	STAY, FUEL TUBE	E4	40	33	TACHOMETER ASSY.....	G8	69	6
SHIM A, GEAR	F14	59	26	STAY, POWER TILT SWITCH.....	G9	70	7	TANK ASSY., FUEL.....	G1	62	6
SHIM B, BEVEL	F15	60	18	STOPPER	F2	47	32	TANK, OIL.....	G15	76	23
SHIM B, GEAR	F14	59	26		J11	120	34	TENSIONER COMP., CAM CHAIN....	D10	30	10
SHIM C, BEVEL	F15	60	18	STOPPER ASSY., ENGINE SIDE	G9	70	11	TERMINAL, CABLE.....	I2	95	16
SHIM C, GEAR	F14	59	26	STOPPER SET, SLEEVE	E9	45	8		I4	97	16
SHIM D, BEVEL	F15	60	18	STOPPER, LOWER MOUNT	F7	52	18		I6	99	17
SHIM D, GEAR	F14	59	26	STOPPER, TILT	G12	73	22		I8	101	17
				STOPPER, UPPER MOUNT	G11	72	9				



PART NAME INDEX

L 9

Part name	Address	Page	Ref.	Part name	Address	Page	Ref.	Part name	Address	Page	Ref.
TERMINAL, CABLE	I10	103	12	TUBE, VINYL, 5X9X240	E5	41	55	WASHER, LOCK, 6MM	I3	96	32
	I12	105	12	TUBE, WATER	F13	58	8		15	98	32
THERMOSTAT ASSY.	D2	22	13	TUBE, WATER CHECK	F12	57	23		17	100	37
	D4	24	9						19	102	37
THROTTLE BODY ASSY.	D15	35	3	[U]				WASHER, PIVOT	F5	50	8
TIE, CABLE	G4	65	9					WASHER, PLAIN	E3	39	22
	H3	80	8	UNIT SET, FUEL PUMP	E3	39	3	WASHER, PLAIN, 10MM	F10	55	24
	H4	81	8				8		F15	60	19
	H7	84	40						G13	74	45
	H15	92	8	[V]							
	J4	113	8					WASHER, PLAIN, 12MM	F4	49	69
T-JOINT	E1	37	14	VALVE ASSY., ELECTRONIC AIR							70
TRIM-TILT ASSY., POWER	G15	76	9	CONTROL	D14	34	10		F8	53	36
TUBE	F1	46	7	VALVE ASSY., RELIEF	F12	57	5		F14	59	23
			8	VALVE ASSY., SPOOL	D2	22	8		G13	74	46
	J10	119	8	VALVE COMP., IN.	G1	62	12				47
			9		H16	93	5		J12	121	80
TUBE ASSY., FUEL	G1	62	14	VALVE COMP., MANUAL	G15	76	19				81
	H16	93	7	VALVE COMP., OUTLET	G1	62	13	WASHER, PLAIN, 18.5MM	F15	60	17
TUBE ASSY., FUEL TANK	G1	62	14		H16	93	6	WASHER, PLAIN, 22X6X1.6	E8	44	8
	H16	93	8	VALVE COMP., RESERVOIR	G15	76	20		G5	66	36
TUBE A, AIR VENT	E1	37	3	VALVE SET, FLOAT	E3	39	1	WASHER, PLAIN, 4MM	H8	85	59
TUBE A, BREATHER	D15	35	21	VALVE, CHECK	E1	37	15	WASHER, PLAIN, 5MM	G5	66	42
TUBE A, CHECK VALVE	E1	37	1	VALVE, EX.	D10	30	17		H3	80	21
TUBE A, WATER	E4	40	43	VALVE, FLASH	F12	57	6		H4	81	21
TUBE B, AIR VENT	E1	37	4	VALVE, IN.	D10	30	16		H8	85	60
TUBE B, BREATHER	D15	35	22	VALVE, RELIEF	D6	26	4				61
TUBE B, CHECK VALVE	E1	37	2						I3	96	31
TUBE B, WATER	F12	57	2	[W]							33
TUBE COMP. A, FUEL	E2	38	5						I5	98	31
TUBE COMP. B, FUEL	E2	38	6	WASHER	F6	51	31				33
TUBE C, AIR VENT	E1	37	5		H11	88	26		I7	100	36
TUBE C, BREATHER	D15	35	23		H14	91	17				38
TUBE C, FUEL	E2	38	7	WASHER, 10MM	F4	49	65		I9	102	36
TUBE D, FUEL	E1	37	9				68				38
TUBE KIT, SPEED SENSOR	F7	52	1		G14	75	10		J5	114	25
TUBE, 5X950	F8	53	44		J12	121	76	WASHER, PLAIN, 6MM	D15	35	20
TUBE, 7X110	F12	57	24				79		F6	51	32
TUBE, CORD, 40MM	F4	49	76	WASHER, 26MM	F11	56	4		F14	59	24
	J12	121	89	WASHER, 28MM	H8	85	65		G10	71	33
TUBE, CORRUGATE	H5	82	1	WASHER, 31MM	F15	60	15		H8	85	62
TUBE, FUEL LONG	G1	62	15	WASHER, 5MM	F4	49	63		I11	104	27
			16				66		I13	106	27
	H16	93	9				77	WASHER, PLAIN, 8MM	F6	51	33
			10		J12	121	74		F10	55	23
TUBE, FUEL SHORT	G1	62	17	WASHER, 6MM	H8	85	63		G5	66	37
			18	WASHER, 8MM	F4	49	64		G14	75	9
	H16	93	11		F14	59	25		H8	85	64
			12		I1	94	11		J12	121	73
TUBE, FUEL, 3.5X120	E5	41	54		J12	121	75	WASHER, PROPELLER THRUST	F15	60	16
TUBE, FUEL, 7.3X90	E2	38	20	WASHER, DRAIN PLUG, 12MM	D7	27	13	WASHER, SEALING, 18MM	D6	26	6
TUBE, FUEL, 8X300	G10	71	41	WASHER, DRAIN PLUG, 20MM	D3	23	38	WASHER, SEALING, 24MM	D4	24	2
TUBE, OIL	D1	21	3	WASHER, IN. WAVE	D10	30	15	WASHER, SEALING, 6MM	E5	41	50
TUBE, SPEED METER	H15	92	10	WASHER, LOCK, 5MM	I3	96	30	WASHER, SHIFT SHAFT	F6	51	30
	J6	115	9		I5	98	30	WASHER, SIDE, 14MM	F6	51	29
TUBE, SPEED SENSOR	F7	52	14		I7	100	35	WASHER, SPRING, 4MM	G8	69	17
TUBE, SPIRAL	F7	52	5		I9	102	35		J6	115	21
	G15	76	1		I11	104	26	WASHER, SPRING, 5MM	G5	66	43
TUBE, VINYL, 4X7X190	D16	36	25		I13	106	26		G8	69	16

PART NAME INDEX

L10

Part name	Address	Page	Ref.	Part name	Address	Page	Ref.	Part name	Address	Page	Ref.
WASHER, SPRING, 5MM	H3	80	22								
	H4	81	22								
	J5	114	26								
	J6	115	20								
WASHER, THRUST	D9	29	9								
	D10	30	14								
WASHER, THRUST, 13MM	D6	26	13								
WASHER, THRUST, 34MM	G13	74	44								
WASHER, WAVE, 14MM	F4	49	67								
	J12	121	78								
WASHER, WAVE, 26MM	G13	74	43								
WASHER, WAVE, 40MM	G12	73	42								
WATER SEAL, 14X26X6	F6	51	38								
WHEEL, ACCELERATOR	H6	83	21								
WHEEL, CONTROL	H6	83	14								
	H12	89	3								
WIRE, FASTENER	F8	53	23								
	G9	70	16								
WIRE, LEAD	F7	52	12								
	G15	76	7								
WRENCH, BOX	H2	79	9								
			13								
WRENCH, PLUG	H2	79	8								
[Y]											
YOKE ASSY.	G15	76	5								
YOKE COMP.	E9	45	4								

5

1

FOREWORD INDEX

2

ENGINE GROUP

3

FRAME GROUP

4

PART NUMBER INDEX

5

PART NAME INDEX
