


BF15D3



BF20D3

FOREWORD INDEX

1

ENGINE GROUP

2

FRAME GROUP

3

PART NUMBER INDEX

4

PART NAME INDEX

5

Instruction for use of parts catalogue

- **This parts catalogue was prepared based on the latest information available as of May 20, 2002.**
 - See the parts catalogue news for any revision that is made after May 20, 2002.
- **Always specify the part number when ordering a part.**
 - Check the model, type, serial numbers, color, maker, and the size as needed before ordering a part.
 - Note that the illustrations (part drawings) can differ from the actual parts in shape. They are given just to help you to refer to the parts.
- **When modifications or additions to this parts catalogue are made, a revised edition will be issued at an appropriate time, with successively progressing revision numbers on the cover. We recommend obtaining such revisions in order to keep your parts catalogue up-to-date at all times. To check whether a parts catalogue revision has been issued, please contact your Honda distributor.**

Initial version issue date **May 20, 2002**
Honda Motor Co., Ltd.

CONTENTS

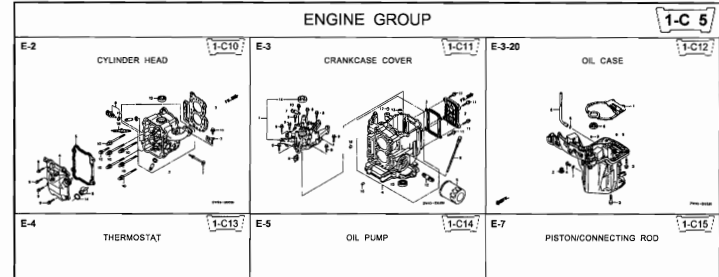
	Page	Address No.	
● How to refer to the part information	2	B 2	1
● Part catalogue structure	3	B 3	
● When the parts were revised	4	B 4	
● Abbreviations used in the parts catalogue.....	4	B 4	
● How to check the part block and serial numbers.....	5	B 5	
● Models, parts catalogue codes and applicable serial numbers	6	B 6	
● Features of each type.....	8	B 8	
● Fuel hose, general purpose hoses and vinyl hose.....	10	B10	
● How to use the flat rate time (F.R.T.)	11	B11	
● Illustrated index	13	B13	
● ENGINE GROUP.....	18	D 1	2
● FRAME GROUP.....	40	F 1	3
● PART NO. INDEX.....	74	I 1	4
● PART NAME INDEX.....	78	J 1	5



1

How to refer to the part information

A Reference with "Illustrated index"



B Reference with "Part number index"

PART NO. INDEX					
Part Number	Address	Page	Ref.	Part Number	Address Page
06000				15212-ZW9-000	1-C14 3C
				15220-ZW9-003	1-C14 3C
06316-ZW9-000	1-69	88	1	15332-ZW9-000	1-E8 5E
				15332-ZW9-A30	1-E11 5E
11000				15400-PFB-004	1-C11 27
				15422-ZW9-000	1-C14 3C
11300-ZW9-405	1-C11	27	1	15473-881-000	1-C14 3C
11300-ZW9-406	1-C11	27	1	15474-ZW9-000	1-C14 3C
11340-ZW9-000	1-C11	27	2	15611-921-000	1-C10 2E
11342-ZW9-000	1-C11	27	3	15655-ZW9-000	1-C11 27
11381-ZW9-003	1-C12	28	1		
				16000	
12000				16010-ZV4-005	1-D4 3E
12000-ZW9-405ZA	1-C11	27	4	16011-ZV4-005	1-D4 3E
12155-ZV4-ADD	1-C13	29	1	16013-ZW9-003	1-D4 3E
12166-ZW9-000	1-C10	26	1	16016-ZW9-003	1-D4 3E
12209-GB4-681	1-C16	32	1	16016-ZW9-721	1-D4 3E
12210-ZW9-405ZA	1-C10	26	2	16023-ZW9-003	1-D4 3E
12216-ZE2-300	1-E8	55	1	16024-ZV4-650	1-D4 3E
	1-E11	58	1	16028-ZV4-650	1-D4 3E

C Reference with "Part name index"

PART NAME INDEX				
Part name	Address	Page	Ref.	
[A]				BOLT ,
ABSORBER , FUEL	1-E15	62	5	
ARMATURE COMP.	1-D11	43	7	BOLT ,
ARM COMP. , LINK JOINT	1-G6	85	18	BOLT ,
ARM COMP. , SHIFT LINK	1-G6	85	14	BOLT ,
ARM COMP. , TILT	1-F15	79	20	
ARM , FUEL PUMP ROCKER	1-C16	32	4	
ARM , REVERSE LOCK	1-F15	79	18	
ARM , SHIFT LINK	1-F11	74	7	
ARM , STOPPER	1-D1	33	12	BOLT ,
ARM , THROTTLE REMOTE	1-F11	74	6	
ARM , VALVE ROCKER	1-C16	32	3	
[B]				
BAG , TOOL , 160MM	1-G5	84	10	
BAND	1-G6	86	37	
BAND B1 , WIRE	1-F6	69	1	
BAND , CORD	1-F3	67	18	BOLT ,
BAND , TUBE CLIP , 11MM	1-E15	63	20	
BAND , TUBE CLIP , 12.5MM	1-E15	63	19	BOLT ,

E-2 CYLINDER HEAD (Address No. 1-C10)

Ref No.

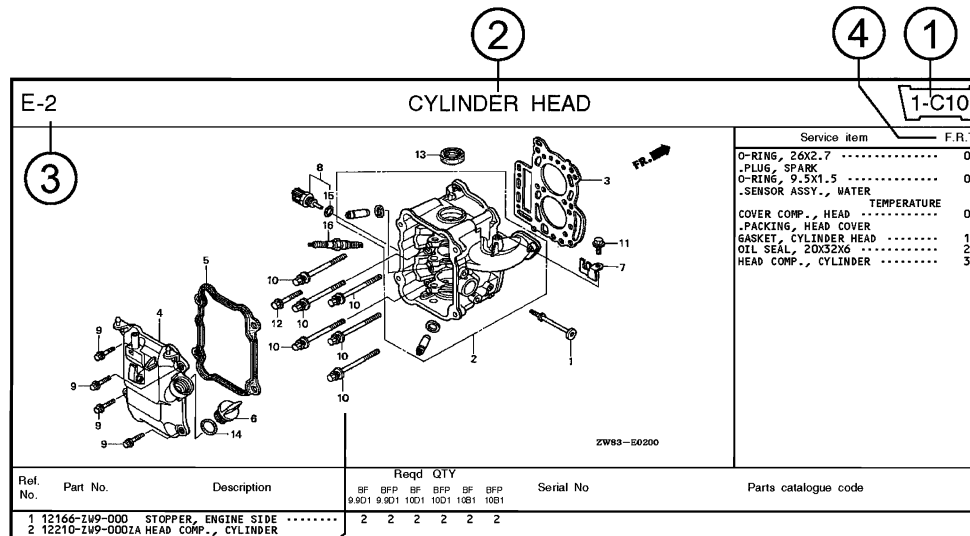
Rel. No	Part No	Description	Reqd. QTY						Serial No.	Parts catalogue code
			BF	BFP	BF	BFP	BF	BFP		
1	12166-ZW9-000	STOPPER, ENGINE SIDE	2	2	2	2	2	2		
2	12210-ZW9-000IA	HEAD COMP., CYLINDER *NHS*	1	1	1	1	1	1		
3	12251-ZW9-003	GASKET, CYLINDER HEAD	1	1	1	1	1	1		
4	12310-ZW9-000	COVER COMP., HEAD	1	1	1	1	1	1		
5	12312-ZW9-000	PACKING, HEAD COVER	1	1	1	1	1	1		
6	15611-921-000	CAP, OIL (NO GAUGE)	1	1	1	1	1	1		
7	16617-ZW9-000	HOLDER, CABLE	1	1	1	1	1	1	SC,SE	
	16617-ZW9-010		1	1	1	1	1	1	1001801 LHC,LHD	
8	35673-ZV5-003	SENSOR ASSY., WATER TEMPERATURE	1	1	1	1	1	1		
9	90003-ZW9-000	BOLT, FLANGE, 6X22	4	4	4	4	4	4		
10	90007-ZW9-003	BOLT, FLANGE, 8X83	6	6	6	6	6	6		
11	90011-ZW9-000	BOLT, FLANGE, 6X14(CT200)	1	1	1	1	1	1		
12	90020-ZW9-000	BOLT, FLANGE, 8X40	2	2	2	2	2	2		
13	91202-KJ9-003	OIL SEAL, 20X32X6	1	1	1	1	1	1		
14	91301-805-000	O-RING, 26X2.7	1	1	1	1	1	1		
15	91307-PK2-005	O-RING, 9.5X1.3(HONDA KIKAKI)	1	1	1	1	1	1		
16	98059-55916	PLUG, SPARK (CR5EH-9)	2	2	2	2	2	2		
	98059-55926	PLUG, SPARK (U16FER9)	2	2	2	2	2	2		

Service item F.R.T.

O-RING, 26X2.7	0.1
PLUG, SPARK	
O-RING, 9.5X1.5	0.2
SENSOR ASSY., WATER	
COVER COMP., HEAD TEMPERATURE	0.3
PACKING, HEAD COVER	
GASKET, CYLINDER HEAD	1.8
OIL SEAL, 20X32X6	2.4
HEAD COMP., CYLINDER	5.1

Page No. 2000.09.20 E

Part catalogue structure



Ref. No.	Part No.	Description	Reqd. QTY						Serial No.	Parts catalogue code
			BF	BFP	BF	BFP	BF	BFP		
1	12166-ZW9-000	STOPPER, ENGINE SIDE	2	2	2	2	2	2		
2	12210-ZW9-000ZA	HEAD COMP., CYLINDER	2	2	2	2	2	2		
		NH8 DARK GRAY	1	1	1	1	1	1		
3	12251-ZW9-003	GASKET, CYLINDER HEAD	1	1	1	1	1	1		
4	12310-ZW9-000	COVER COMP., HEAD	1	1	1	1	1	1		
5	12312-ZW9-000	PACKING, HEAD COVER	1	1	1	1	1	1		
6	15611-921-000	CAP, OIL (NO GAUGE)	1	1	1	1	1	1		
7	16617-ZW9-000	HOLDER, CABLE	1	1	1	1	1	1	SC,SG	
	16617-ZW9-010		1	1	1	1	1	1	1001800 LHC,LHD	

① Address number

- Address No. is provided (in place of the page No.) to help you refer to the part with the part No. or part name.

② Block title

③ Block number

④ Service item/Flat rate time

⑤ Reference number

- Title number marked with the parenthesis or parentheses indicates that it continues from the previous page.

⑥ Part number

⑦ Honda color code

⑧ Description

⑨ Assemblies

- Sections framed with broken lines in the exploded view drawings are available as complete assemblies. (Their individual parts can also be obtained.)

⑩ Color description

⑪ Note

- Notes are shown with the parentheses in the part name column.

⑫ Required quantity

- Required QTY shown in the parenthesis or parentheses indicates the optional part.
- Required QTY marked with "N" Indicates the optional part that should be selected as needed.
- Required QTY indicates the number of the part used in the block.

⑬ Serial number

⑭ Type

- When the type column is blank, it indicates that the part is applicable to all types.

- As the type of the actual unit may differ from the "parts catalogue, type" please refer to "Models, types and applicable serial numbers" for confirmation.

1

When the parts were revised




Ref. No.	Part No.	Description	Reqd. QTY						Serial No.
			BF 9.9D1	BFP 9.9D1	BF 10D1	BFP 10D1	BF 10B1	BFP 10B1	
1	12166-ZW9-000	STOPPER, ENGINE SIDE	2	2	2	2	2	2	
2	12210-ZW9-000ZA	HEAD COMP., CYLINDER *NHB*.....DARK GRAY	1	1	1	1	1	1	
3	12251-ZW9-003	GASKET, CYLINDER HEAD	1	1	1	1	1	1	
4	12310-ZW9-000	COVER COMP., HEAD	1	1	1	1	1	1	
5	12312-ZW9-000	PACKING, HEAD COVER	1	1	1	1	1	1	
6	15611-921-000	CAP, OIL (NO GAUGE)	1	1	1	1	1	1	
7	16617-ZW9-000	HOLDER, CABLE	1	1	1	1	1	1	
	16617-ZW9-010	1	1	1	1	1	1	

The number has been used from the initial model without revision.

When shown at the left side, it is applicable to the models of No.1001801 and the subsequent numbers.

When shown at the right side, it is applicable to the models up to No.1001800.

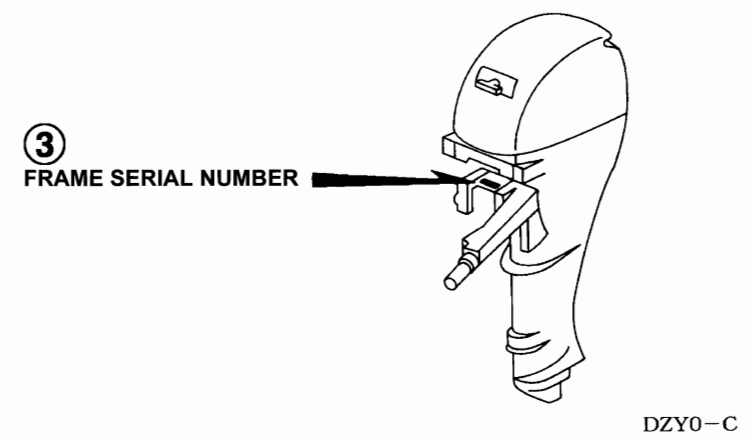
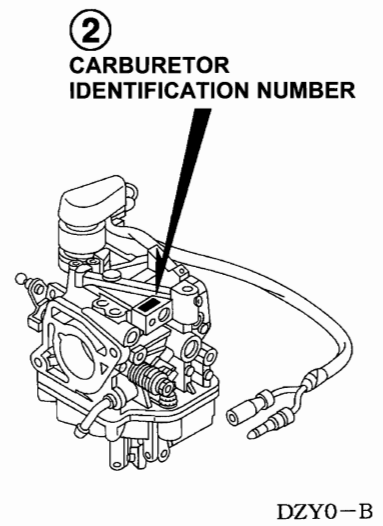
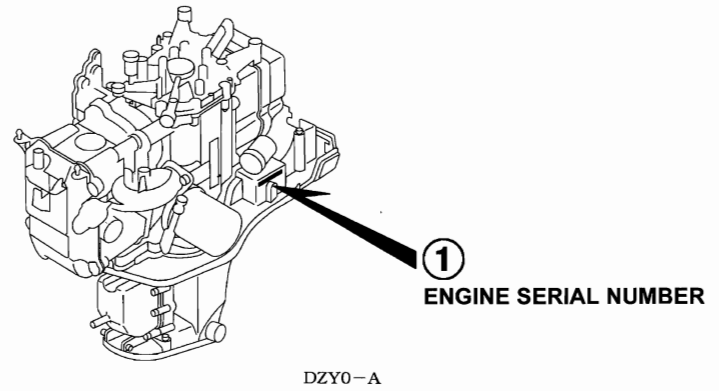
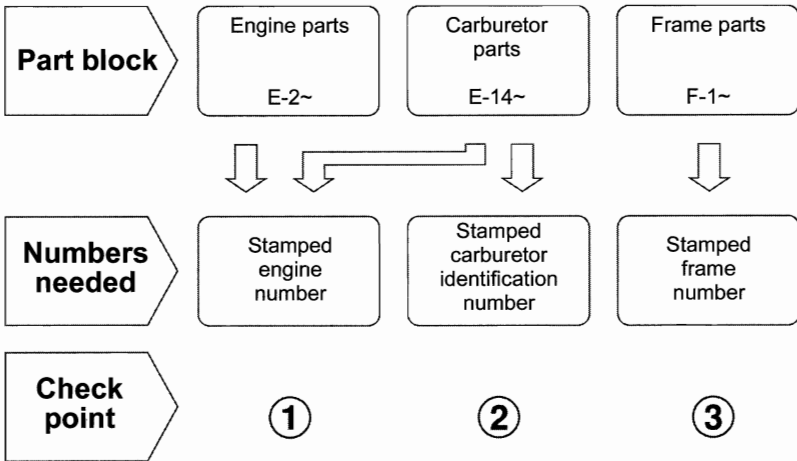


Abbreviations used in the parts catalogue

The following abbreviations are used in the parts name column.

- A Ampere
- A.C. Alternating current
- ASSY. Assembly
- AT. Automatic transmission
- C.D.I. Capacitive discharge ignition
- COMP. ... Complete
- D.C. Direct current
- EX. Exhaust
- G.F.C.I ... Ground fault circuit interruptor
- HEX. Hexagonal
- H.S.T. Hydrostatic transmission
- FR.Front
- IN.Inlet
- L (100L) .Link (100 Links)
- L.Left
- MMMillimeter
- MT.Manual Transmission
- P.T.O.Power take off
- R.Right
- RR.Rear
- STD.Standard
- T (22T) ...Tooth (22 Teeth)
- VVolt
- WWatt

How to check the part block and serial numbers



Models, parts catalogue codes and applicable serial numbers

- Models, parts catalogue codes and applicable serial Nos. given in this parts catalogue can be identified as follows.

Model	Type	Parts catalogue type	Engine		Applicable engine serial No.	Applicable frame serial No.	Applicable carburetor identification No.
			Model	Type			
BF15D3	LHC	LHC	BF15D3	SEC1	BEALJ-1000001~	BALJ-1000001~	BJ11A A
	LHD	LHD		SEC			BJ10A A
	LHE	LHE		SEC2			BJ12A A
	LHG	LHG		SES1			BJ11B A
	LHSC	LHSC		SES			BJ10B A
	LHSD	LHSD		SES2			BJ12B A
	LHSE	LHSE		SER			BJ10B A
	LHSG	LHSG		SER2			BJ12B A
	LRD	LRD		SEC1			BJ11A A
	LRE	LRE		SEC			BJ10A A
	LRG	LRG		SEC2			BJ12A A
	SHC	SHC		SES1			BJ11B A
	SHD	SHD		SES			BJ10B A
	SHE	SHE		SES2			BJ12B A
	SHG	SHG		SER1			BJ11B A
	SHSC	SHSC		SER			BJ10B A
	SHSD	SHSD		SER2			BJ12B A
	SHSE	SHSE					
	SHSG	SHSG					
	SRC	SRC					
SRE	SRE						
SRG	SRG						

Model	Type	Parts catalogue type	Engine		Applicable engine serial No.	Applicable frame serial No.	Applicable carburetor identification No.
			Model	Type			
BF20D ₃	LHC	LHC	BF20D ₃	SEC1	BEAMJ-1000001~	BAMJ-1000001~	BJ08A A
	LHD	LHD		SEC			BJ07A A
	LHE	LHE		SEC2			BJ09A A
	LHG	LHG		SES1			BJ08B A
	LHSC	LHSC		SES			BJ07B A
	LHSD	LHSD		SES2			BJ09B A
	LHSE	LHSE		SER			BJ07B A
	LHSG	LHSG		SER2			BJ09B A
	LRD	LRD		SEC1			BJ08A A
	LRE	LRE		SEC			BJ07A A
	LRG	LRG		SEC2			BJ09A A
	SHC	SHC		SES1			BJ08B A
	SHD	SHD		SES			BJ07B A
	SHE	SHE		SES2			BJ09B A
	SHG	SHG		SER1			BJ08B A
	SHSC	SHSC		SER			BJ07B A
	SHSD	SHSD		SER2			BJ09B A
	SHSE	SHSE					
	SHSG	SHSG					
	SRC	SRC					
SRD	SRD						
SRE	SRE						
SRG	SRG						

* Of carburetor identification numbers, only the portions underlined in the example below are used for registration.

BJ11A A KC ナ

Features of each type

• See the following table for the features of each type.

Model Type		BF15D3																					
		LHC	LHD	LHE	LHG	LHSC	LHSD	LHSE	LHSG	LRD	LRE	LRG	SHC	SHD	SHE	SHG	SHSC	SHSD	SHSE	SHSG	SRC	SRE	SRG
Transom height	433 mm											●	●	●	●	●	●	●	●	●	●	●	
	563 mm	●	●	●	●	●	●	●	●	●	●												
Propeller	9-1/4X7 (235X178mm)	(●)	(●)	(●)	(●)	(●)	(●)	(●)	(●)	(●)	(●)	(●)	(●)	(●)	(●)	(●)	(●)	(●)	(●)	(●)	(●)	(●)	
	9-1/4X8 (235X203mm)	(●)	(●)	(●)	(●)	(●)	(●)	(●)	(●)	(●)	(●)	(●)	(●)	(●)	(●)	(●)	(●)	(●)	(●)	(●)	(●)	(●)	
	9-1/4X9 (235X229mm)	(●)	(●)	(●)	(●)	(●)	(●)	(●)	(●)	(●)	(●)	(●)	(●)	(●)	(●)	(●)	(●)	(●)	(●)	(●)	(●)	(●)	
	9-1/4X10 (235X254mm)	●	●	●	●	●	●	●	●	●	●	●	●	●	●	●	●	●	●	●	●	●	
	9-1/4X11 (235X279mm)	(●)	(●)	(●)	(●)	(●)	(●)	(●)	(●)	(●)	(●)	(●)	(●)	(●)	(●)	(●)	(●)	(●)	(●)	(●)	(●)	(●)	
	10X7-5/8 (254X194mm)	(●)	(●)	(●)	(●)	(●)	(●)	(●)	(●)	(●)	(●)	(●)	(●)	(●)	(●)	(●)	(●)	(●)	(●)	(●)	(●)	(●)	
Steering handle		●	●	●	●	●	●	●				●	●	●	●	●	●	●	●				
Fuel tank	Standard		●		●		●		●	●	●		●		●		●		●			●	
	Plastics	●		●		●		●		●		●		●		●		●		●	●	●	
Remote control										●	●	●									●	●	●
Charge coil	6A	●	●	●	●							●	●	●	●								
	12A					●	●	●	●	●	●					●	●	●	●	●	●	●	
Starter motor						●	●	●	●	●	●					●	●	●	●	●	●	●	



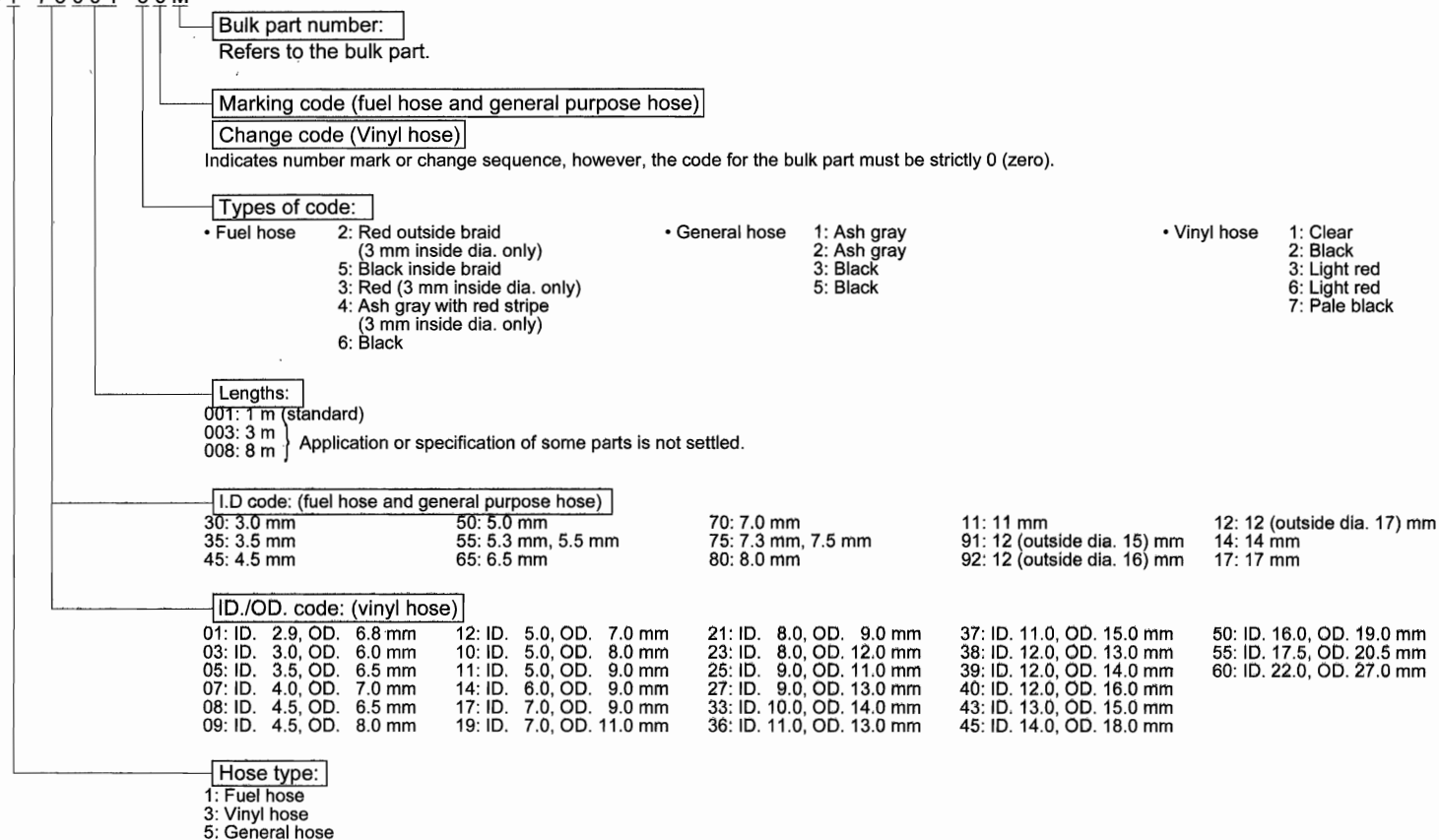
Model		BF20D3																							
		Type	LHC	LHD	LHE	LHG	LHSC	LHSD	LHSE	LHSG	LRD	LRE	LRG	SHC	SHD	SHE	SHG	SHSC	SHSD	SHSE	SHSG	SRC	SRD	SRE	SRG
Specifications																									
Transom height	433 mm												●	●	●	●	●	●	●	●	●	●	●	●	
	563 mm	●	●	●	●	●	●	●	●	●	●	●													
Propeller	9-1/4X7 (235X178mm)	(●)	(●)	(●)	(●)	(●)	(●)	(●)	(●)	(●)	(●)	(●)	(●)	(●)	(●)	(●)	(●)	(●)	(●)	(●)	(●)	(●)	(●)	(●)	
	9-1/4X8 (235X203mm)	(●)	(●)	(●)	(●)	(●)	(●)	(●)	(●)	(●)	(●)	(●)	(●)	(●)	(●)	(●)	(●)	(●)	(●)	(●)	(●)	(●)	(●)	(●)	
	9-1/4X9 (235X229mm)	(●)	(●)	(●)	(●)	(●)	(●)	(●)	(●)	(●)	(●)	(●)	(●)	(●)	(●)	(●)	(●)	(●)	(●)	(●)	(●)	(●)	(●)	(●)	
	9-1/4X10 (235X254mm)	●	●	●	●	●	●	●	●	●	●	●	●	●	●	●	●	●	●	●	●	●	●	●	
	9-1/4X11 (235X279mm)	(●)	(●)	(●)	(●)	(●)	(●)	(●)	(●)	(●)	(●)	(●)	(●)	(●)	(●)	(●)	(●)	(●)	(●)	(●)	(●)	(●)	(●)	(●)	
	10X7-5/8 (254X194mm)	(●)	(●)	(●)	(●)	(●)	(●)	(●)	(●)	(●)	(●)	(●)	(●)	(●)	(●)	(●)	(●)	(●)	(●)	(●)	(●)	(●)	(●)	(●)	
Steering handle		●	●	●	●	●	●	●	●				●	●	●	●	●	●	●	●					
Fuel tank	Standard		●		●		●		●	●	●		●		●		●		●		●		●	●	
	Plastics	●		●		●		●			●		●		●		●		●		●		●	●	
Remote control										●	●	●										●	●	●	●
Charge coil	6A	●	●	●	●								●	●	●	●									
	12A					●	●	●	●	●	●	●					●	●	●	●	●	●	●	●	
Starter motor						●	●	●	●	●	●	●					●	●	●	●	●	●	●	●	

Fuel hose, general purpose hoses and vinyl hose

- The standard part fuel hose, general purpose hose and vinyl hose may be substituted by the coiled bulk part.
- When ordering the standard part fuel hose, general purpose hose and vinyl hose use the bulk part number written in the parts catalog in brackets () underneath the part name.
- When exchanging the hose, cut and use at the specified length as mentioned in the part name.
(For the method of cutting the bulk part, and method of filling out orders etc., please refer to the instructions issued with the bulk part.)

Bulk part number of fuel hose, general purpose hose and vinyl hose.

Example: 9 5 0 0 1 - 7 5 0 0 1 - 5 0 M



⊙ **CAUTION: It is DANGEROUS to confuse the fuel hose with the general purpose hose or vinyl hose.**

Never use a general purpose hose or vinyl hose in place of a fuel hose or vice versa. Always use the correct bulk part in the parts catalogue, according to the service manual or the instructions issued with the bulk part.

How to use the flat rate time (F.R.T.)

This F.R.T. (Flat Rate Time) is used to determine the standard labor time allowed for replacement of parts covered by the warranty during the period the warranty is in effect. The F.R.T. for those parts which are not listed herein should be determined from the operation closely related to the replacement of that part.

1. The F.R.T. is based on the following servicing conditions

- a. A liberal allowance is added to the net servicing time.
- b. Standard times specified are based on the condition that the necessary servicing tools listed in the service manual which describes the Honda service policy are available close at hand and the work performed by a mechanic with normal skill.
- c. Time required for inspection and operational test following the servicing is included in the F.R.T.
- d. The F.R.T. for "*" marked parts are same as the F.R.T. for the representative part above.
- e. The F.R.T. shown with (*) includes engine removal and installation.

2. Method of computing

The job times are listed in tenth of an hour to simplify computation.

(Example) 0.3 = 18 minutes
5.6 = 5 hours and 36 minutes

CONVERSION CHART			
Hours	Minutes	Hours	Minutes
0.1	6	0.6	36
0.2	12	0.7	42
0.3	18	0.8	48
0.4	24	0.9	54
0.5	30	1.0	60

3. Computing the F.R.T.

The following are only examples and do not reflect the actual F.R.T. for this product.

When several jobs are performed at the same time, make the calculation in the following manner.

a. Jobs of non duplicated nature

The F.R.T. for the job is obtained by totalling the F.R.T. for each part replaced.

(Example) Replacement of head cover gasket and oil filter.

Service item	F.R.T.
Packing, cylinder head cover	0.5
Cartridge, oil filter	0.5

The F.R.T. for the job is: $0.5 + 0.5 = 1.0$

b. Jobs of duplicated nature

Take the F.R.T. for the last part to be replaced.

(Example) Replacement of piston and cylinder head gasket.

Service item	F.R.T.
Gasket comp., cylinder head	3.0
Piston	*5.0

The F.R.T. for the job is: 5.0

c. Jobs of partially related nature

Total up the F.R.T. for all of the parts replaced and then subtract the F.R.T. for the duplicated operation (i.e., cylinder head gasket service).

(Example) Replacement of valve and cylinder head.

Service item	F.R.T.
Valve	*3.0
Head assy., cylinder	*4.0
Gasket comp., cylinder head	*2.5

The F.R.T. for the job is: $(3.0 + 4.0) - 2.5 = 4.5$

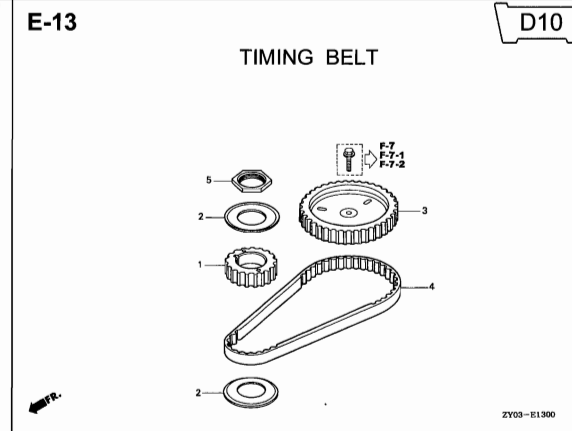
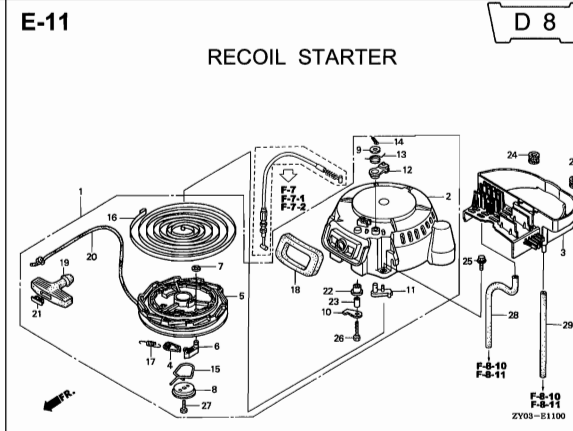
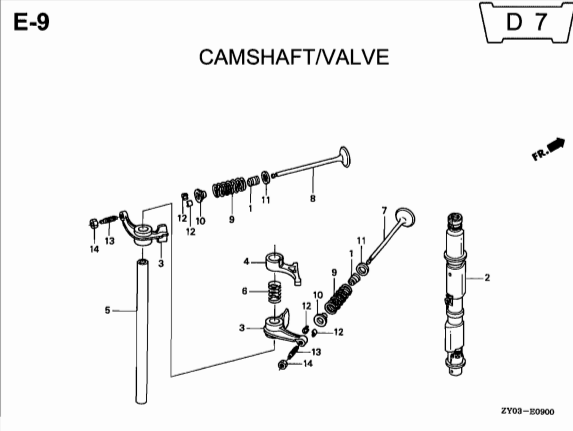
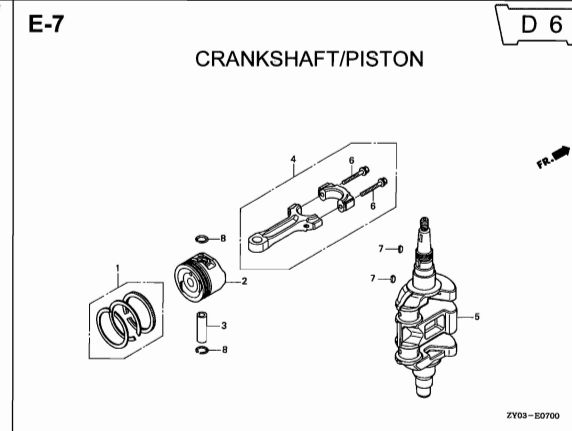
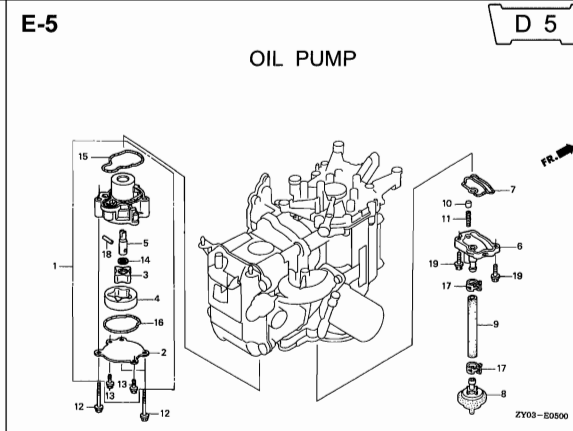
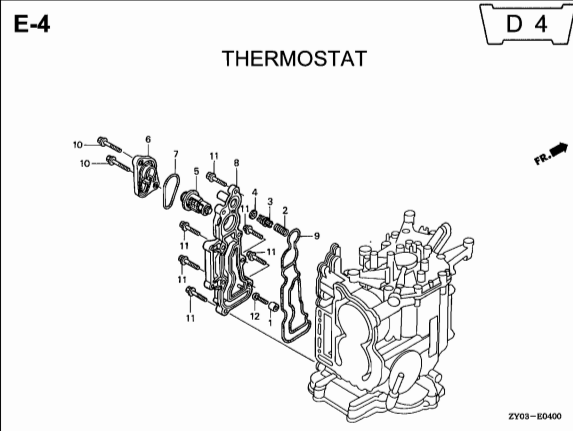
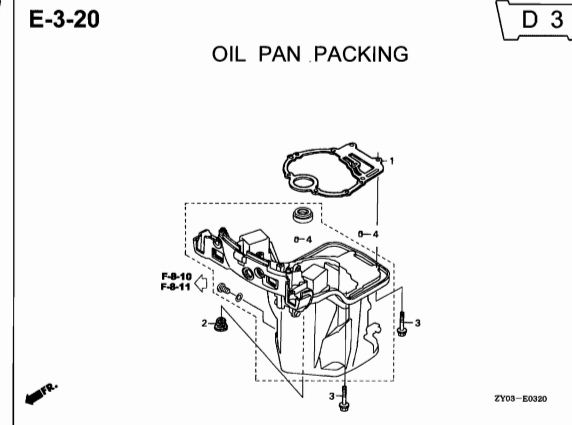
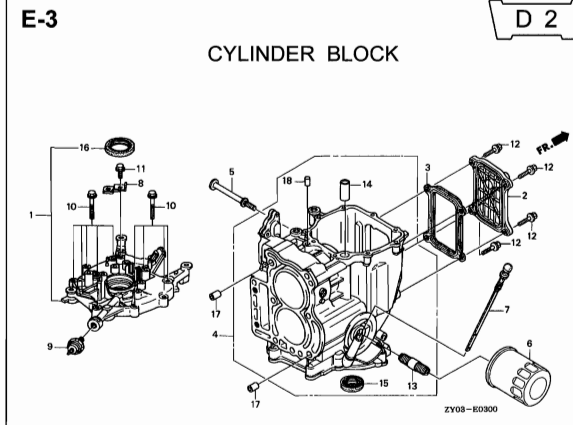
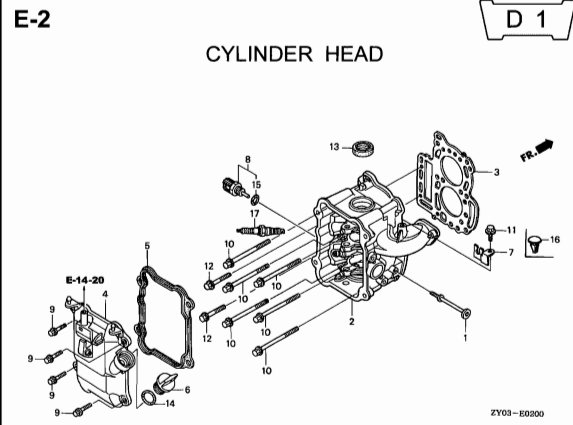
- The F.R.T. shown with (*) includes engine removal and installation.
- The parts, having the same number of man-hour, are identified by a mark "*", and classified under the title of their representative work.

4. Adjustment, cleaning, removal and installation

Item	Service item	F.R.T.
Adjustment	Valve clearance	0.5
	Carburetor	0.3
	Cable Assy., throttle	0.3
Cleaning	Carburetor	0.8
	Spark plug	0.1
Removal and installation	Gear case Assy.	0.6
	Engine	2.4
	Cylinder head	1.8

ENGINE GROUP

B13



2

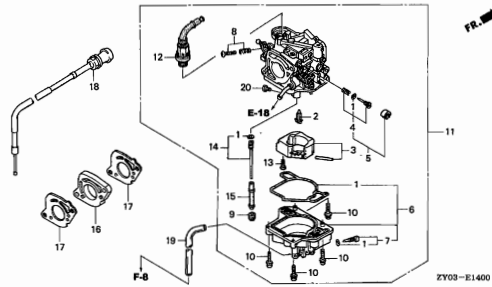
ENGINE GROUP

B14

E-14

CARBURETOR(MANUAL)

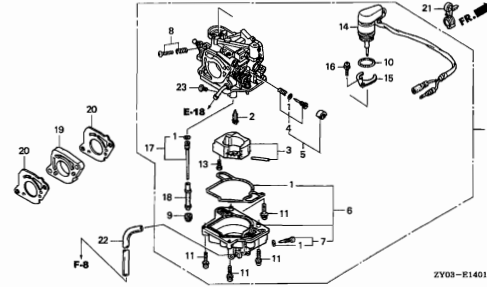
D11



E-14-1

CARBURETOR(AUTO)

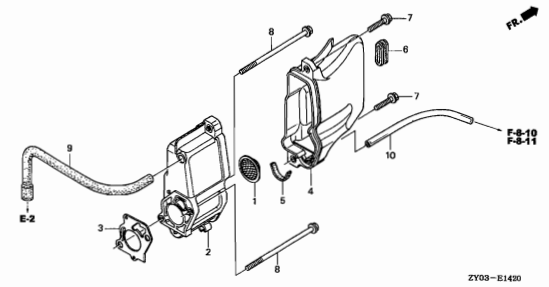
D13



E-14-20

SILENCER COVER

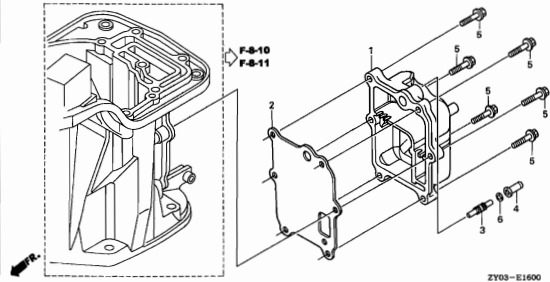
D15



E-16

EXHAUST CHAMBER COVER

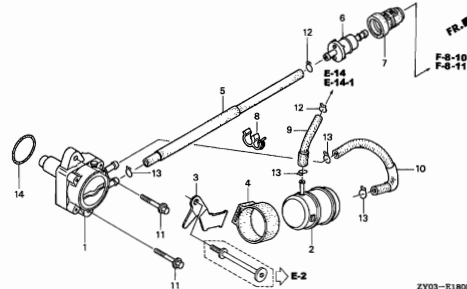
D16



E-18

FUEL PUMP

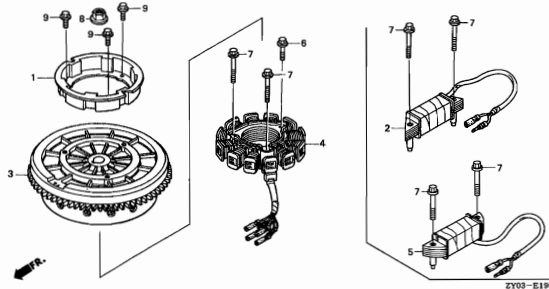
E 1



E-19

FLYWHEEL

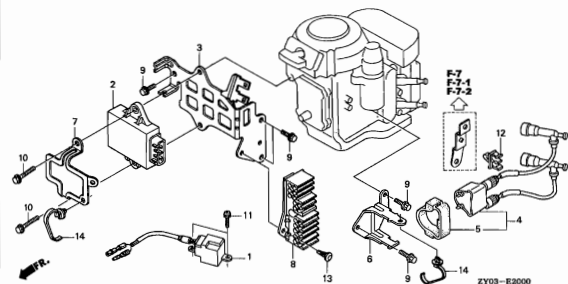
E 2



E-20

IGNITION COIL/C.D.I. UNIT

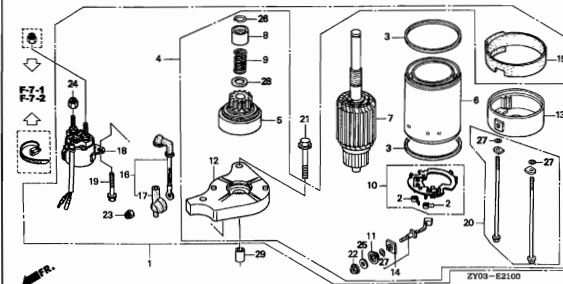
E 3



E-21

STARTER MOTOR

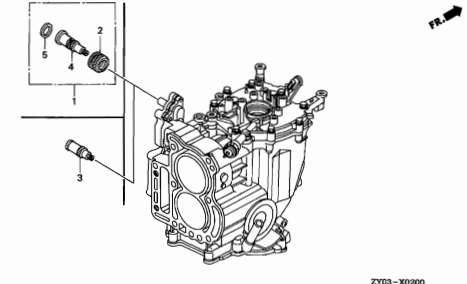
E 4



EOP-2

WATER HOSE JOINT KIT

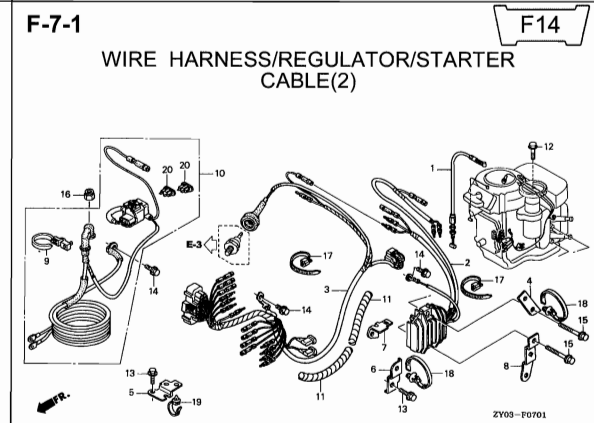
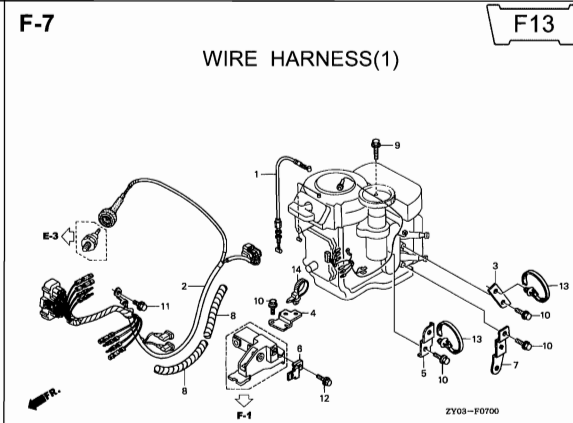
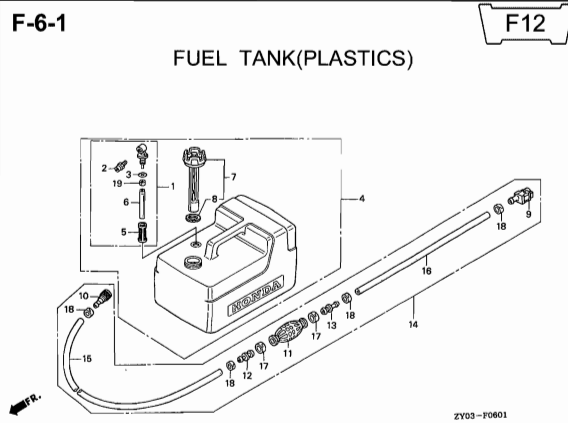
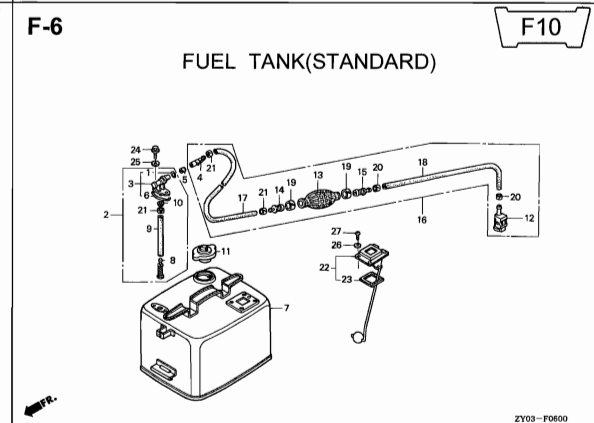
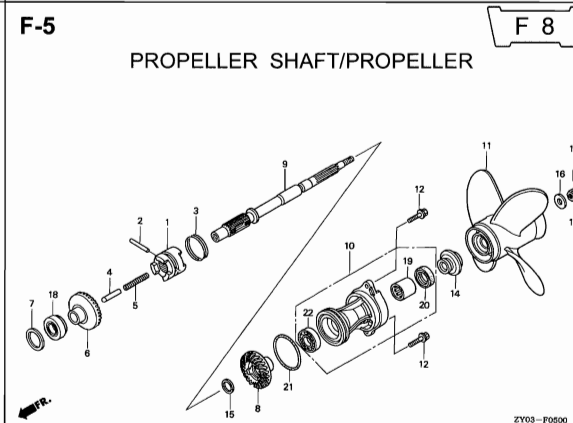
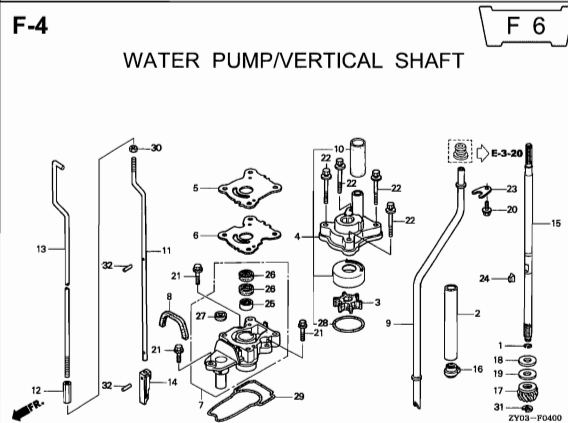
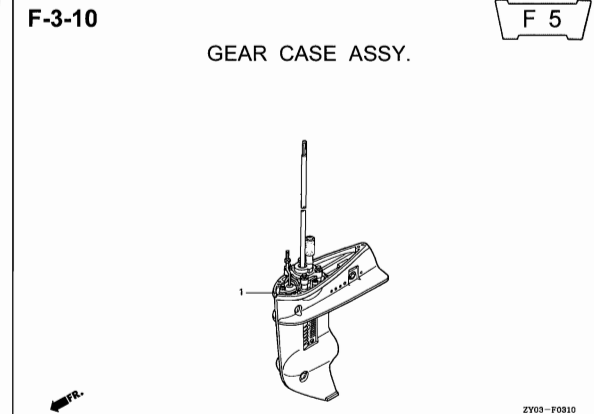
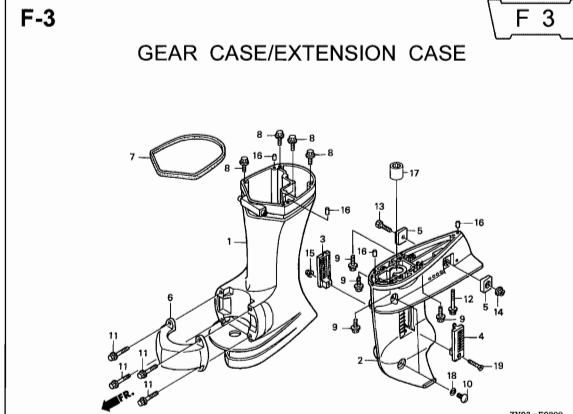
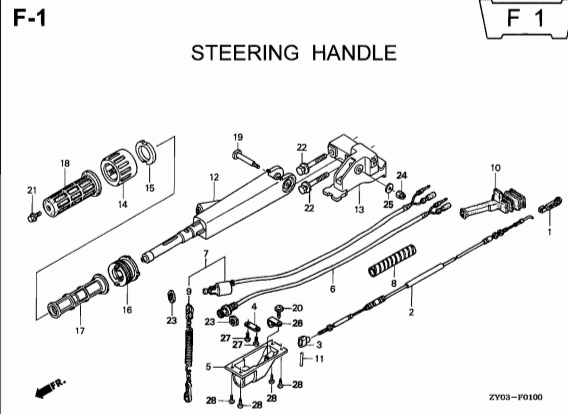
E 6



2

FRAME GROUP

B15



3

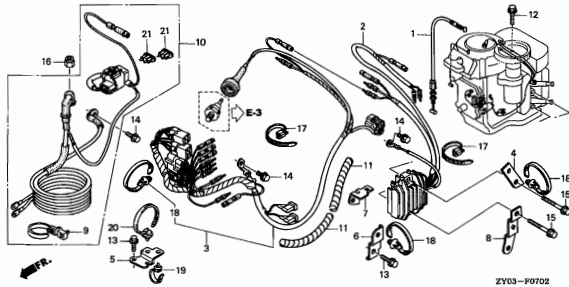
FRAME GROUP

B16

F-7-2

WIRE HARNESS/REGULATOR/STARTER CABLE(3)

F15

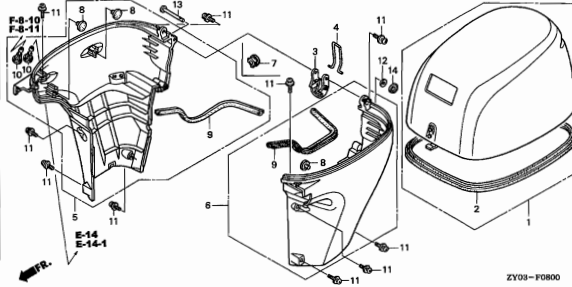


ZY03-F0702

F-8

ENGINE COVER

F16

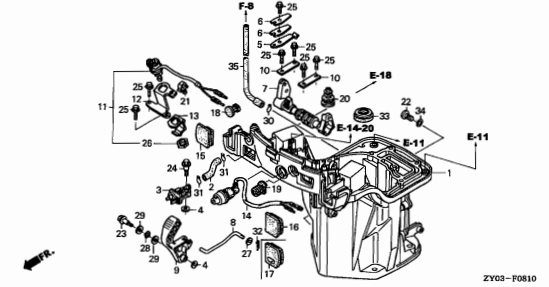


ZY03-F0800

F-8-10

OIL CASE/SHIFT SHAFT(HANDLE SPECIFICATION)

G 1

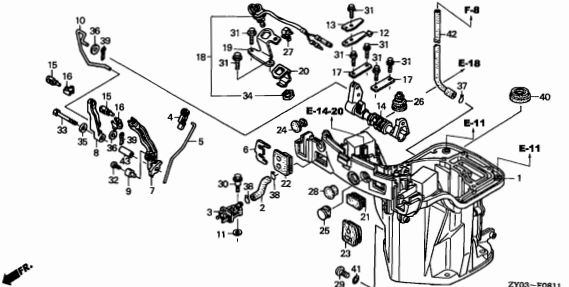


ZY03-F0810

F-8-11

OIL CASE/SHIFT SHAFT(REMOTE SPECIFICATION)

G 3

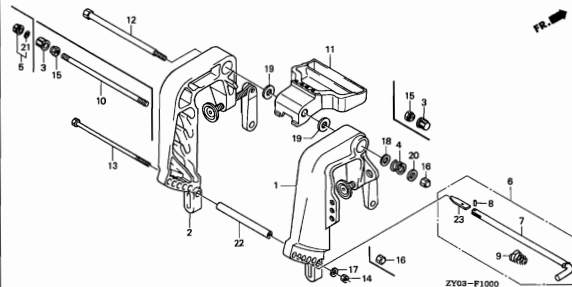


ZY03-F0811

F-10

STERN BRACKET

G 5

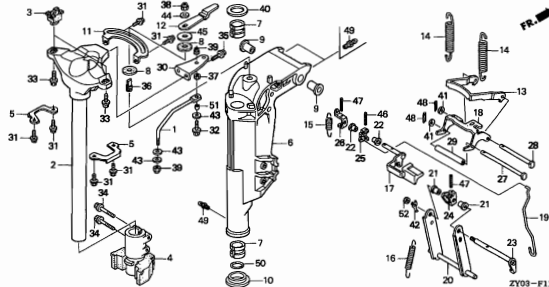


ZY03-F1000

F-11

SWIVEL CASE

G 7

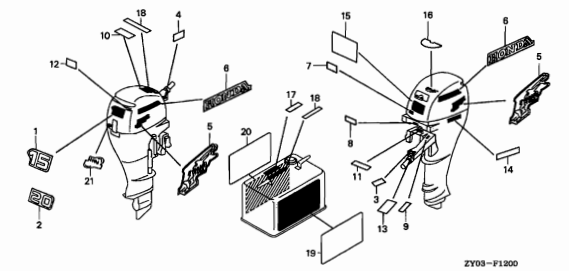


ZY03-F1100

F-12

LABEL

G 9

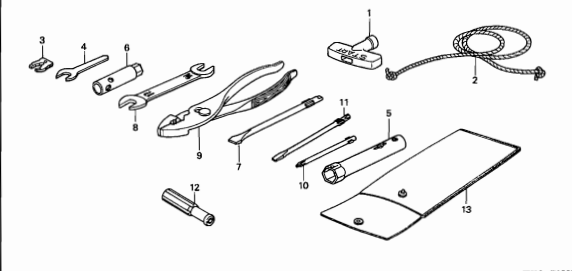


ZY03-F1200

F-13

TOOL

G11

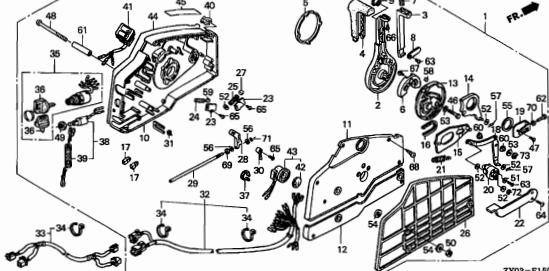


ZY03-F1300

F-15

REMOTE CONTROL

G12



ZY03-F1500

3

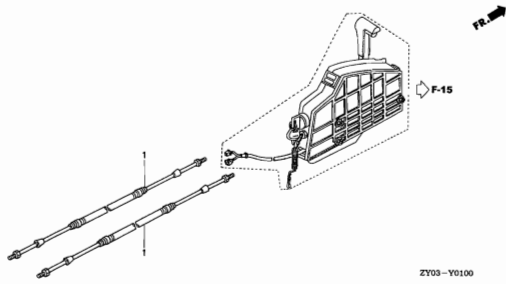
FRAME GROUP

C 1

FOP-1

CABLE

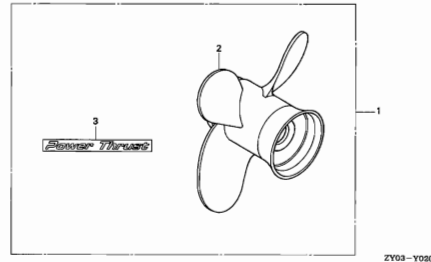
G15



FOP-2

PROPELLER KIT

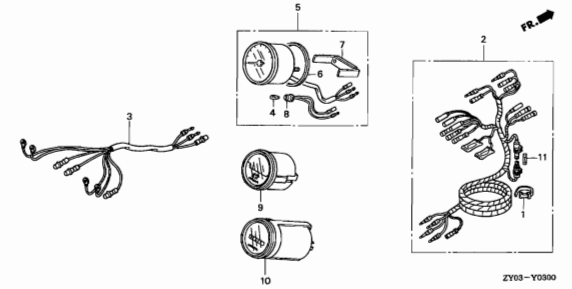
G16



FOP-3

METER/METER HARNESS

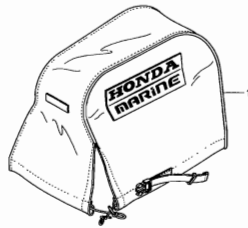
H 1



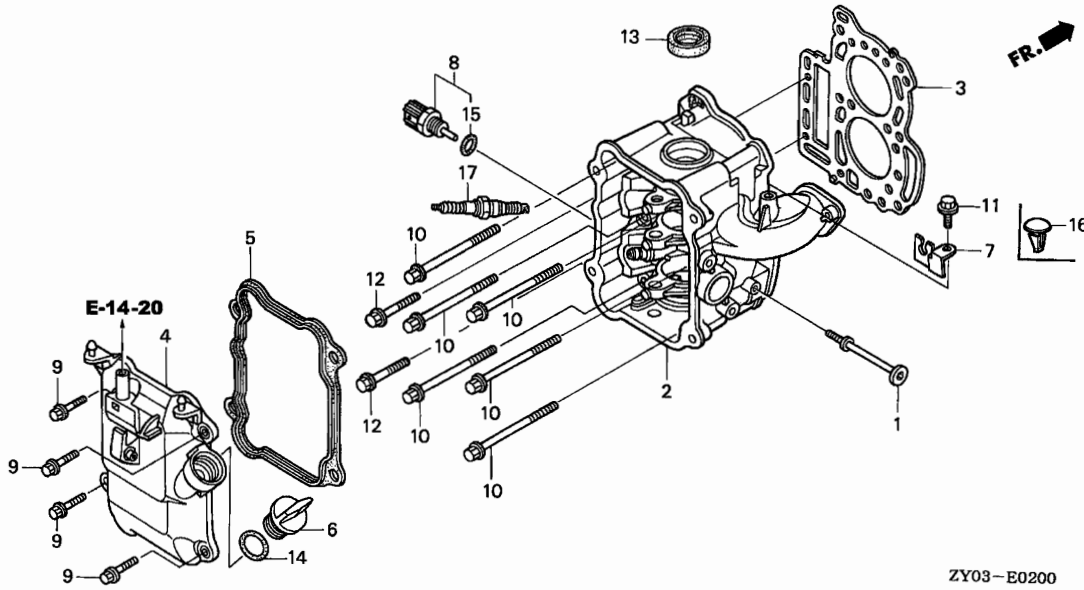
FOP-4

ENGINE COVER

H 2



3



Service item	F.R.T.
PLUG, SPARK	0.1
COVER COMP., HEAD	0.3
.PACKING, HEAD COVER	1.8
GASKET, CYLINDER HEAD	3.1
HEAD COMP., CYLINDER	

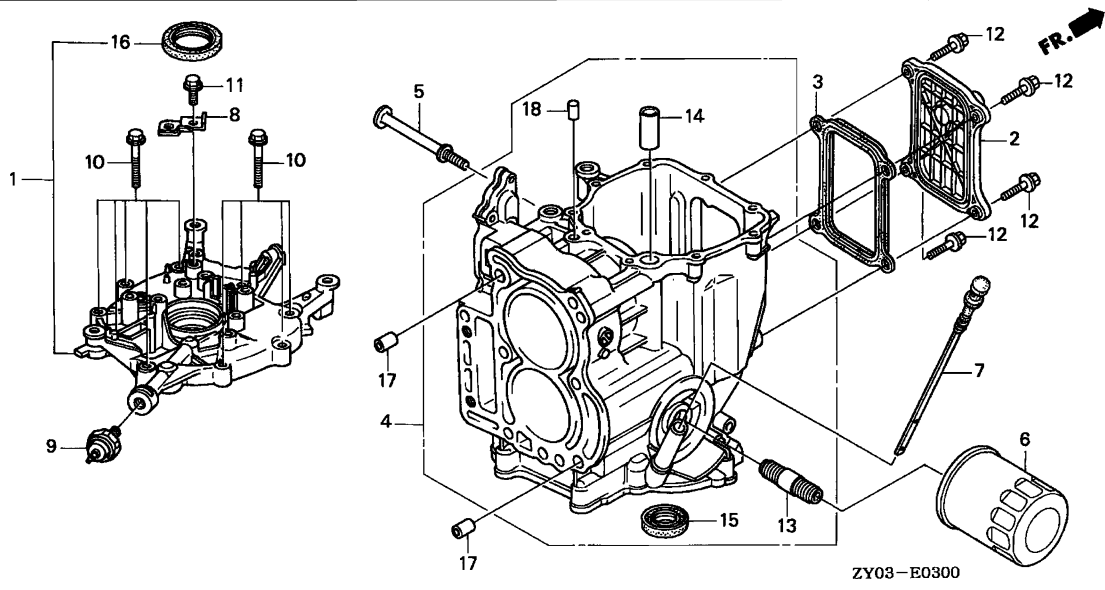


Ref. No.	Part No.	Description	Reqd. QTY		Serial No.	Parts catalogue code
			BF 15 D3	BF 20 D3		
1	12166-ZW9-000	STOPPER, ENGINE SIDE	1	1		
2	12210-ZY1-405ZA	HEAD COMP., CYLINDER (000) *NH8*.....DARK GRAY	1	1		
3	12251-ZY1-003	GASKET, CYLINDER HEAD	1	1		
4	12310-ZW9-010	COVER COMP., HEAD	1	1		
5	12312-ZW9-000	PACKING, HEAD COVER	1	1		
6	15611-921-000	CAP, OIL	1	1		
7	16617-ZW9-000	HOLDER, CABLE	1	1	-----	LHC,LHD,LHE,LHG,LHSC,LHSD,LHSE,LHSG,SHC,SHD,SHE,SHG,SHSC,SHSD,SHSE SHSG
8	35673-ZW5-003	SENSOR ASSY., WATER TEMPERATURE	1	1		
9	90003-ZW9-000	BOLT, FLANGE, 6X22	4	4		
10	90007-ZW9-003	BOLT, FLANGE, 8X83	6	6		
11	90011-ZW9-000	BOLT, FLANGE, 6X14(CT200) ...	1	1	-----	LHC,LHD,LHE,LHG,LHSC,LHSD,LHSE,LHSG,SHC,SHD,SHE,SHG,SHSC,SHSD,SHSE SHSG
12	90020-ZW9-000	BOLT, FLANGE, 8X40	2	2		
13	91202-KJ9-003	OIL SEAL, 20X32X6	1	1		
14	91301-805-000	O-RING, 26X2.7	1	1		
15	91307-PK2-005	O-RING, 9.5X1.5(HONDA KIKAKI)	1	1		
16	91601-ZW9-003	PLUG, HOLE, 5.4MM	1	1	-----	LRD,LRE,LRG,SRD,SRE,SRG
17	98059-55916	PLUG, SPARK (CR5EH-9)	2	2		
	98059-55926	PLUG, SPARK (U16FER9)	2	2		

E-3

CYLINDER BLOCK

D 2



Service item	F.R.T.
CARTRIDGE, OIL FILTER	0.2
.SWITCH ASSY., OIL PRESSURE	
HOLDER, OIL FILTER	0.3
COVER ASSY., CRANKCASE	0.9
OIL SEAL, 35X50X8	1.0
COVER COMP., CRANKCASE SIDE ..	*2.4
.PACKING, CRANKCASE SIDE COVER	

Ref. No.	Part No.	Description	Reqd. QTY		Serial No.	Parts catalogue code
			BF 15 D3	BF 20 D3		
1	11300-ZY1-405	COVER ASSY., CRANKCASE (000)	1	1	-----	LHC,LHD,LHE,LHG,SHC,SHD,SHE,SHG
	11300-ZY1-406	COVER ASSY., CRANKCASE (800)	1	1	-----	LHSC,LHSD,LHSE,LHSG,LRD,LRE,LRG,SHSC,SHSD,SHSE,SHSG,SRD,SRE,SRG
2	11340-ZY1-000	COVER COMP., CRANKCASE SIDE	1	1		
3	11342-ZW9-000	PACKING, CRANKCASE SIDE COVER	1	1		
4	12000-ZY1-405ZA	BLOCK ASSY., CYLINDER (000) *NH8*.....DARK GRAY	1	1		
5	12166-ZW9-000	STOPPER, ENGINE SIDE	1	1		
6	15400-PFB-004	CARTRIDGE, OIL FILTER	1	1		
7	15655-ZW9-000	GAUGE COMP., OIL LEVEL	1	1		
8	32114-ZW9-730	BRACKET, CLIP B	1	1		
9	35490-ZW9-003	SWITCH ASSY., OIL PRESSURE ..	1	1		
10	90004-ZW9-000	BOLT, FLANGE, 6X28	9	9		
11	90011-ZW9-000	BOLT, FLANGE, 6X14(CT200) ...	1	1		
12	90012-ZW9-000	BOLT, FLANGE, 6X22(CT200) ...	4	4		
13	90018-PN3-000	HOLDER, OIL FILTER	1	1		
14	90705-PG2-000	DOWEL PIN, 14X20	1	1		
15	91203-ZY1-003	OIL SEAL, 28X45X8	1	1		
16	91213-PL2-003	OIL SEAL, 35X50X8(NOK)	1	1		
17	94301-10120	DOWEL PIN, 10X12	2	2		
18	94302-08140	PIN B, DOWEL, 8X14	1	1		

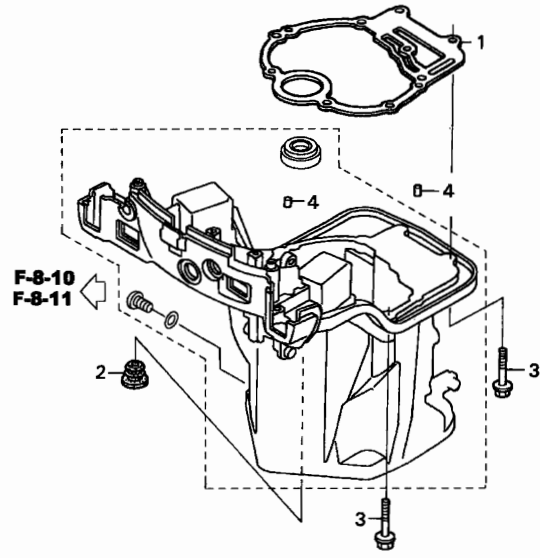
2

E-3-20

OIL PAN PACKING

D 3

Service item	F.R.T.
PACKING, OIL PAN	*2.4



FR.

ZY03-E0320

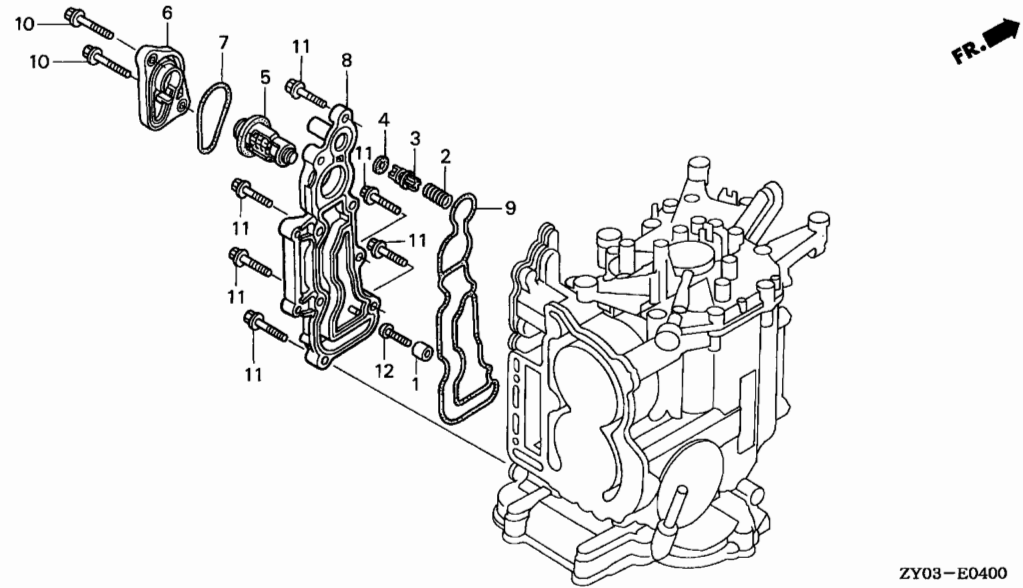
2

Ref. No.	Part No.	Description	Reqd. QTY		Serial No.	Parts catalogue code
			BF	BF		
			15	20		
			D3	D3		
1	11381-ZW9-003	PACKING, OIL PAN	1	1		
2	19252-ZW9-000	GROMMET, WATER TUBE	1	1		
3	90008-ZW9-000	BOLT, FLANGE, 8X35	9	9		
4	94301-06100	DOWEL PIN, 6X10	2	2		

E-4

THERMOSTAT

D 4



ZY03-E0400

Service item	F.R.T.
COVER, THERMOSTAT	0.3
.O-RING, THERMOSTAT COVER	
.THERMOSTAT ASSY.	
COVER, WATER JACKET	0.5
.PACKING, EX. WATER JACKET COVER	
.VALVE, FLASH (INC. RELATIVE PART)	

Ref. No.	Part No.	Description	Reqd. QTY		Serial No.	Parts catalogue code
			BF 15 D3	BF 20 D3		
1	12155-ZV4-A00	METAL, ANODE	1	1		
2	19279-ZW9-000	SPRING, FLASH VALVE	1	1		
3	19291-ZW9-000	VALVE, FLASH	1	1		
4	19297-ZW9-000	PACKING, FLASH VALVE	1	1		
5	19300-ZW9-003	THERMOSTAT ASSY.	1	1		
6	19315-ZW9-000	COVER, THERMOSTAT	1	1		
7	19317-ZW9-000	O-RING, THERMOSTAT COVER	1	1		
8	19361-ZW9-405ZA	COVER, WATER JACKET (000) *NH8*.....DARK GRAY	1	1		
9	19371-ZW9-000	PACKING, EX. WATER JACKET COVER	1	1		
10	90002-ZW9-000	BOLT, FLANGE, 6X36(CT200) ...	2	2		
11	90012-ZW9-000	BOLT, FLANGE, 6X22(CT200) ...	6	6		
12	93500-05020-4J	SCREW, PAN, 5X20	1	1		

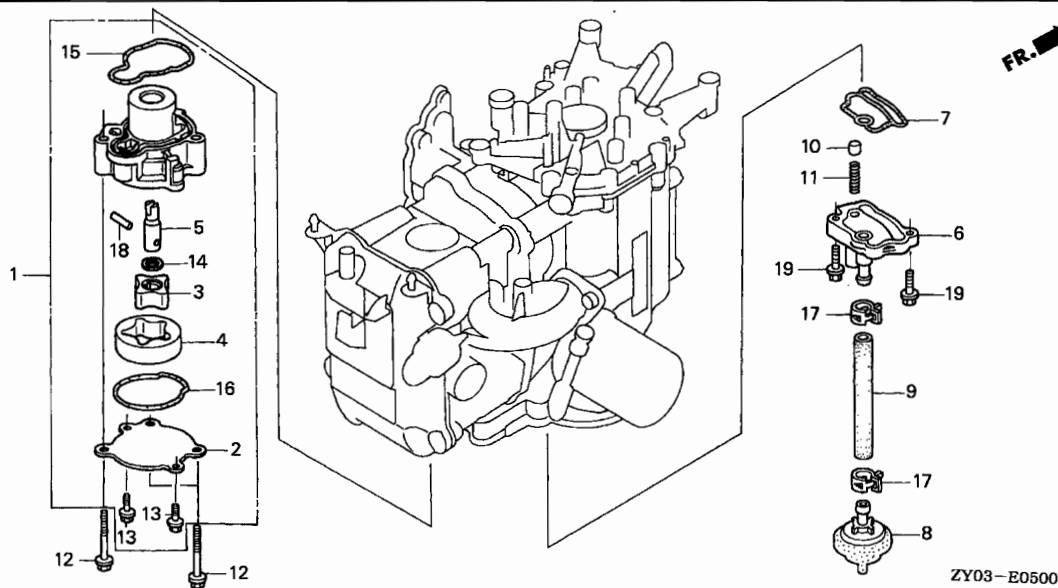
2

E-5

OIL PUMP

D 5

2



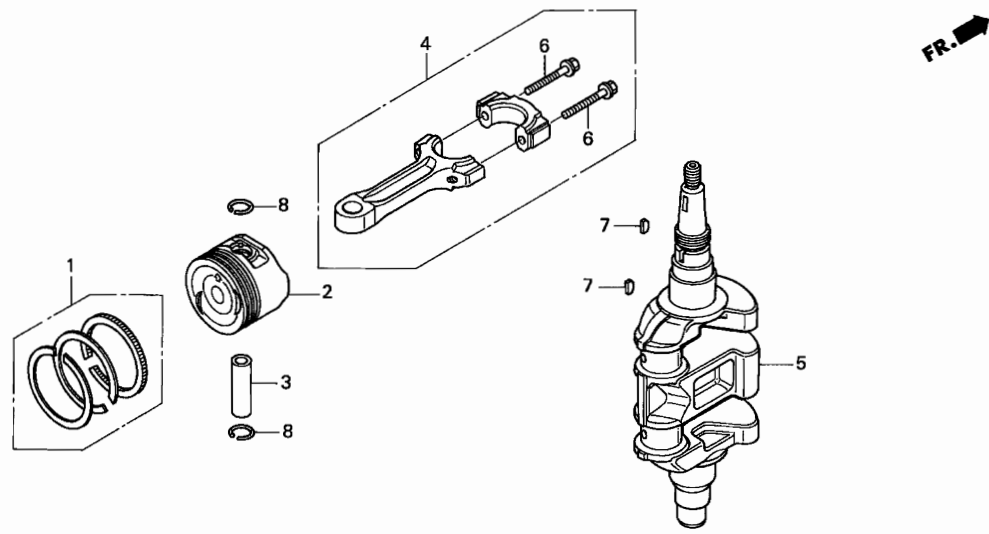
Service item	F.R.T.
FLANGE, OIL STRAINER	1.8
.O-RING, OIL PUMP	
.O-RING, OIL STRAINER FLANGE	
.O-RING, PUMP COVER	
.PUMP ASSY., OIL (INC. RELATIVE PART)	

Ref. No.	Part No.	Description	Reqd. QTY		Serial No.	Parts catalogue code
			BF 15 D3	BF 20 D3		
1	15100-ZW9-000	PUMP ASSY., OIL	1	1		
2	15121-ZW9-000	COVER, OIL PUMP	1	1		
3	15131-414-000	ROTOR, INNER	1	1		
4	15133-414-000	ROTOR, OUTER	1	1		
5	15136-ZW9-000	SHAFT, OIL PUMP	1	1		
6	15211-ZW9-010	FLANGE, OIL STRAINER	1	1		
7	15212-ZW9-000	O-RING, OIL STRAINER FLANGE ..	1	1		
8	15220-ZW9-003	STRAINER COMP., OIL	1	1		
9	15422-ZW9-000	TUBE, OIL	1	1		
10	15473-881-000	VALVE, CHECK	1	1		
11	15474-ZW9-000	SPRING, CHECK VALVE	1	1		
12	90019-ZW9-000	BOLT, FLANGE, 6X35	3	3		
13	90113-ZW9-000	BOLT, FLANGE, 5X12(CT200) ..	2	2		
14	90456-333-000	WASHER, THRUST, 11MM	1	1		
15	91301-ZW9-000	O-RING, OIL PUMP	1	1		
16	91302-ZW9-000	O-RING, PUMP COVER	1	1		
17	91406-ZW9-003	CLAMP, TUBE (D17)	2	2		
18	96220-40158	ROLLER, 4X15.8	1	1		
19	96300-06022-09	BOLT, FLANGE, 6X22	2	2		

E-7

CRANKSHAFT/PISTON

D 6



Service item	F.R.T.
CRANKSHAFT	*4.3
RING SET, PISTON	*4.8
.ROD COMP., CONNECTING	
PISTON	*5.0

Ref. No.	Part No.	Description	Reqd. QTY		Serial No.	Parts catalogue code
			BF 15 D3	BF 20 D3		
1	13010-ZY1-003	RING SET, PISTON	2	2		
2	13101-ZY1-000	PISTON	2	2		
3	13111-ZW9-000	PIN, PISTON	2	2		
4	13210-ZY1-003	ROD COMP., CONNECTING	2	2		
5	13311-ZY1-000	CRANKSHAFT	1	1		
6	90001-ZW9-000	BOLT, CONNECTING ROD, 6X34 ..	4	4		
7	90741-ZW9-000	KEY, SPECIAL, 16X13	2	2		
8	94601-16000	CLIP, PISTON PIN, 16MM	4	4		

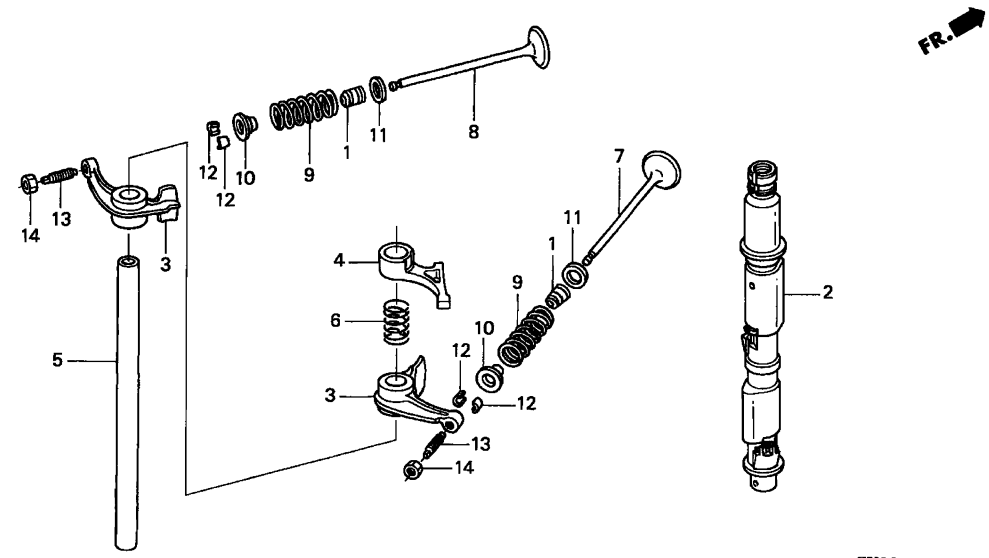
2

2

E-9

CAMSHAFT/VALVE

D 7



ZY03-E0900

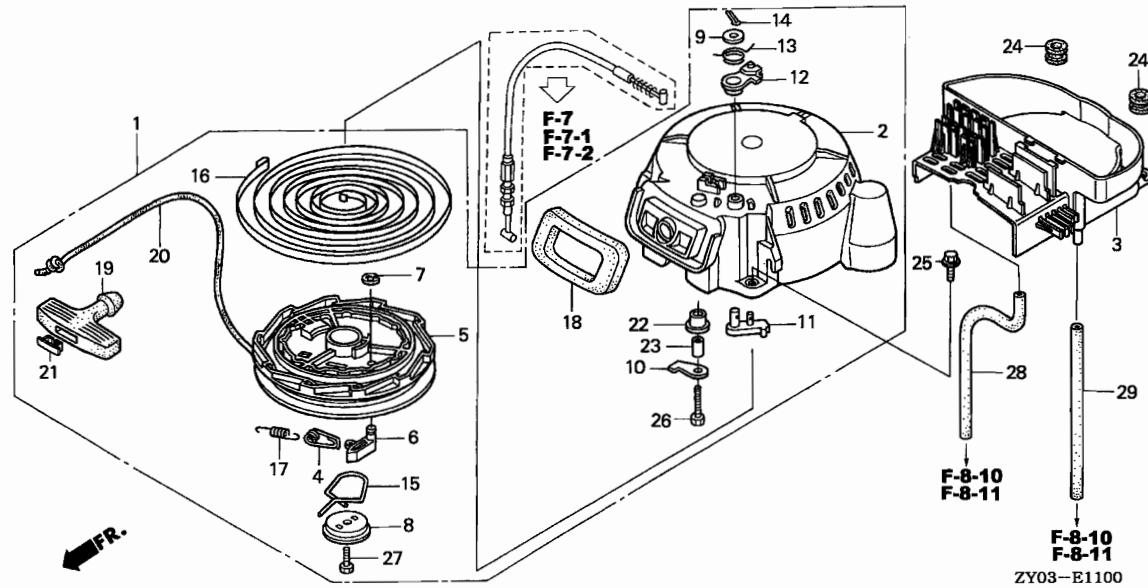
Service item	F.R.T.
ARM, FUEL PUMP ROCKER	2.4
ARM, VALVE ROCKER	
CAMSHAFT COMP.	
SHAFT, ROCKER ARM	
VALVE, IN.	2.7
(ADD 0.1 FOR EACH.)	
SEAL, VALVE STEM	2.8
(ADD 0.1 FOR EACH.)	

Ref. No.	Part No.	Description	Reqd. QTY		Serial No.	Parts catalogue code
			BF 15 D3	BF 20 D3		
1	12209-GB4-682	SEAL, VALVE STEM (ARAI)	4	4		
2	14110-ZY0-000	CAMSHAFT COMP.	1	-		
	14110-ZY1-000	-	1		
3	14431-ZW9-000	ARM, VALVE ROCKER	4	4		
4	14436-ZW9-003	ARM, FUEL PUMP ROCKER	1	1		
5	14461-ZW9-000	SHAFT, ROCKER ARM	1	1		
6	14481-ZW9-000	SPRING, ROCKER ARM	1	1		
7	14711-ZY1-000	VALVE, IN.	2	2		
8	14721-ZY1-000	VALVE, EX.	2	2		
9	14751-ZY1-000	SPRING, VALVE	4	4		
10	14765-P08-000	RETAINER, VALVE SPRING	4	4		
11	14775-ZW9-000	SEAT, VALVE SPRING	4	4		
12	14781-MA6-000	COTTER, VALVE	8	8		
13	90012-333-000	SCREW, TAPPET ADJUSTING	4	4		
14	90206-001-000	NUT, TAPPET ADJUSTING	4	4		

E-11

RECOIL STARTER

D 8

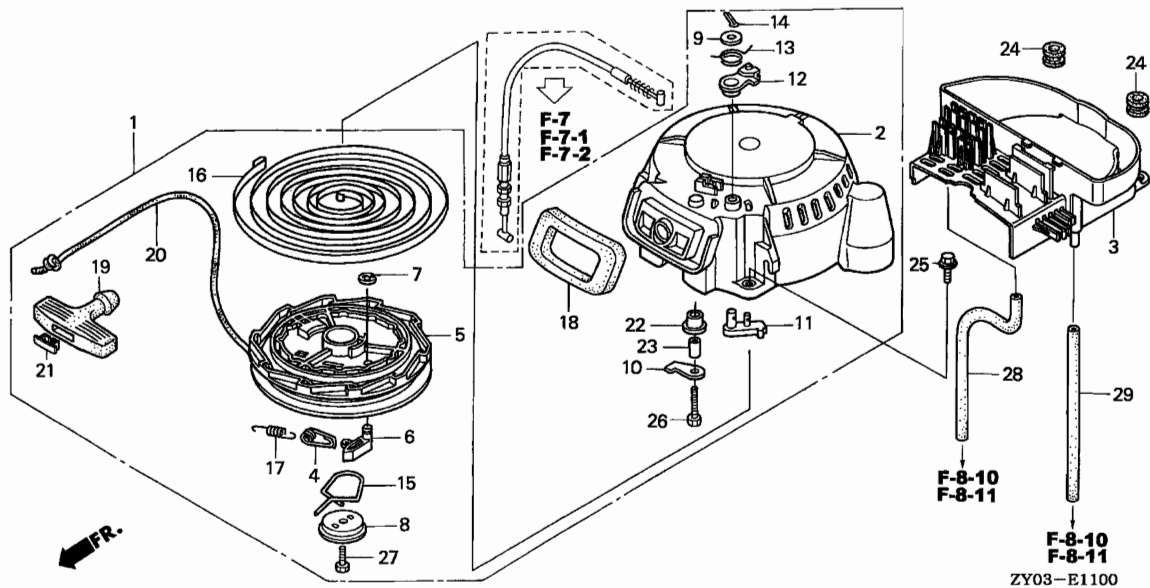


Service item	F.R.T.
ARM, STOPPER	0.1
(INC. RELATIVE PART)	
.GRIP, STARTER	
.STARTER ASSY., RECOIL	
.TUBE, WATER DRAIN	
.TUBE, 8X240	
SPRING, FRICTION	0.2
CASE B, STARTER	0.3
RATCHET, STARTER	0.4
.REEL, RECOIL STARTER	
.ROPE, RECOIL STARTER	
.SPRING, RECOIL STARTER	

Ref. No.	Part No.	Description	Reqd. QTY		Serial No.	Parts catalogue code
			BF 15 D3	BF 20 D3		
1	28400-ZY1-003	STARTER ASSY., RECOIL	1	1		
2	28401-ZW9-003	CASE, RECOIL STARTER	1	1		
3	28414-ZY1-000	CASE B, STARTER	1	1		
4	28418-ZW9-003	GUIDE, RECOIL STARTER	1	1		
5	28421-ZW9-003	REEL, RECOIL STARTER	1	1		
6	28422-ZW9-003	RATCHET, STARTER	1	1		
7	28428-ZW9-003	E-RING	1	1		
8	28431-ZW9-003	PLATE, FRICTION	1	1		
9	28432-ZV4-003	WASHER	1	1		
10	28433-ZV7-003	WASHER, THRUST	1	1		
11	28435-ZV4-003	STOPPER, REEL	1	1		
12	28436-ZV4-003	ARM, STOPPER	1	1		
13	28437-ZV4-003	SPRING, STOPPER	1	1		
14	28438-ZV4-003	PIN, SPLIT	1	1		
15	28441-ZW9-003	SPRING, FRICTION	1	1		
16	28442-ZW9-003	SPRING, RECOIL STARTER	1	1		
17	28443-ZW9-003	SPRING, RETURN	1	1		
18	28455-ZY1-000	SEAL, RECOIL	1	1		
19	28461-ZV4-003	GRIP, STARTER	1	1		
20	28462-ZV4-003	ROPE, RECOIL STARTER	1	1		
21	28466-ZW9-003	CAP, STARTER KNOB	1	1		
22	28471-ZV7-003	ROLLER, STARTER	1	1		
23	28476-ZV7-003	GUIDE, ROLLER	1	1		
24	80103-GJ5-000	GROMMET, ENGINE COVER	2	2		
25	90003-ZW9-000	BOLT, FLANGE, 6X22	3	3		

2

2

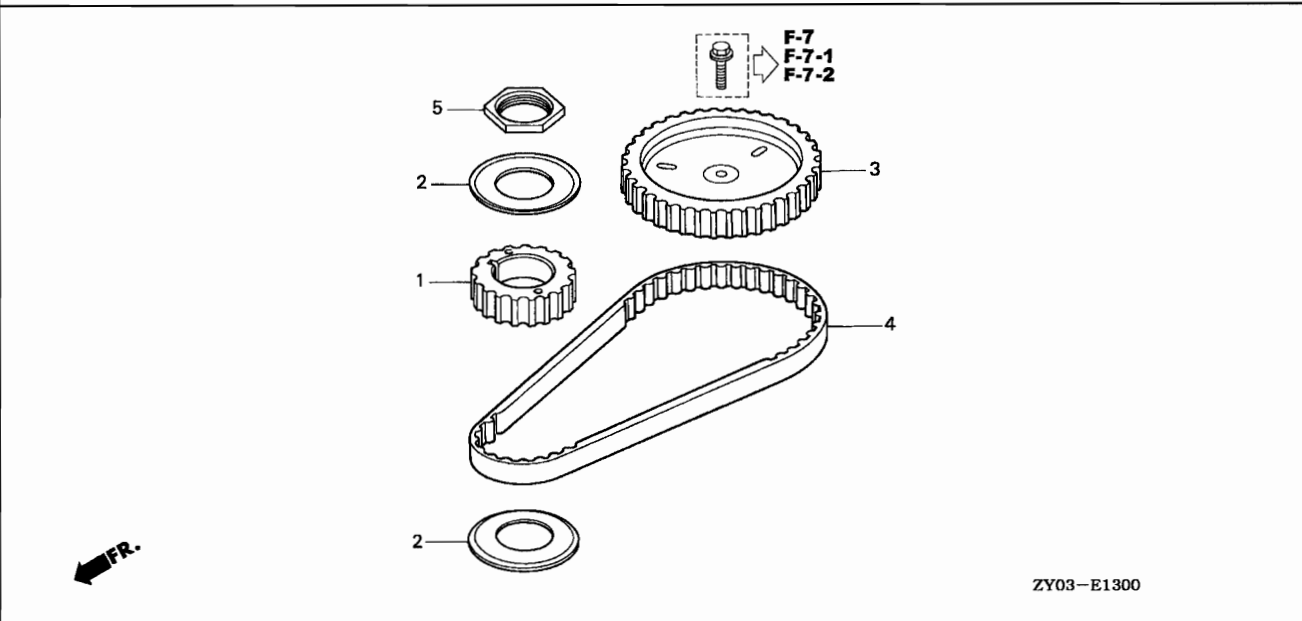


Ref. No.	Part No.	Description	Reqd. QTY		Serial No.	Parts catalogue code
			BF 15 D3	BF 20 D3		
26	90021-ZV4-003	BOLT, HEX., 6X25	1	1		
27	90022-ZV4-003	BOLT, HEX., 6X14	1	1		
28	91403-ZW9-000	TUBE, WATER DRAIN	1	1		
29	95005-80240-30	TUBE, 8X240(95005-80001-30M)	1	1		

E-13

TIMING BELT

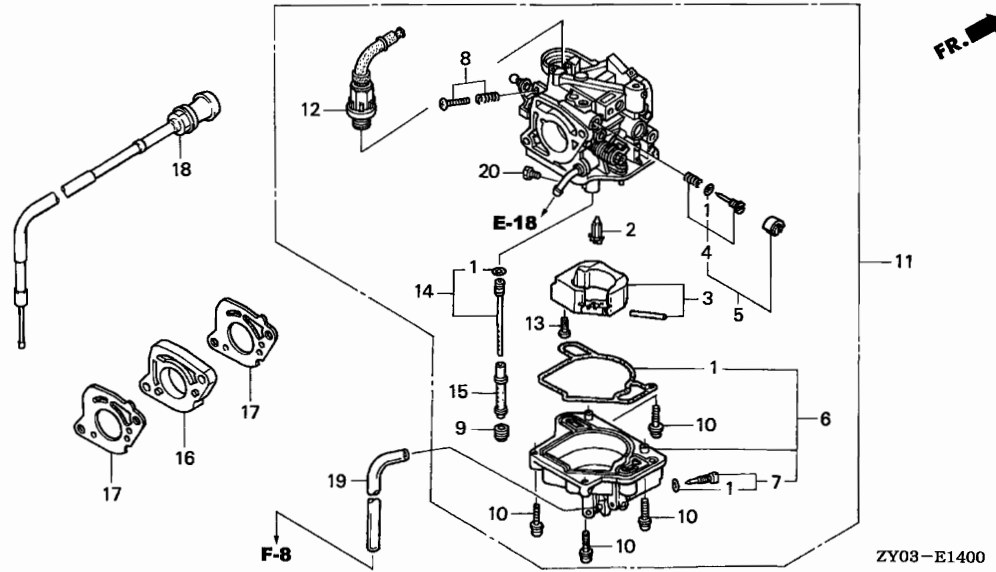
D10



Service item	F.R.T.
BELT, TIMING	0.6
PULLEY, CAMSHAFT	0.7
PULLEY, TIMING	0.7

Ref. No.	Part No.	Description	Reqd. QTY		Serial No.	Parts catalogue code
			BF 15 D3	BF 20 D3		
1	14315-ZY1-000	PULLEY, TIMING	1	1		
2	14316-ZY1-000	FLANGE, TIMING PULLEY	2	2		
3	14321-ZW9-003	PULLEY, CAMSHAFT	1	1		
4	14400-ZY1-003	BELT, TIMING (71RU13 B-333)	1	1		
5	90201-ZY1-000	NUT, LOCK, 30MM	1	1		

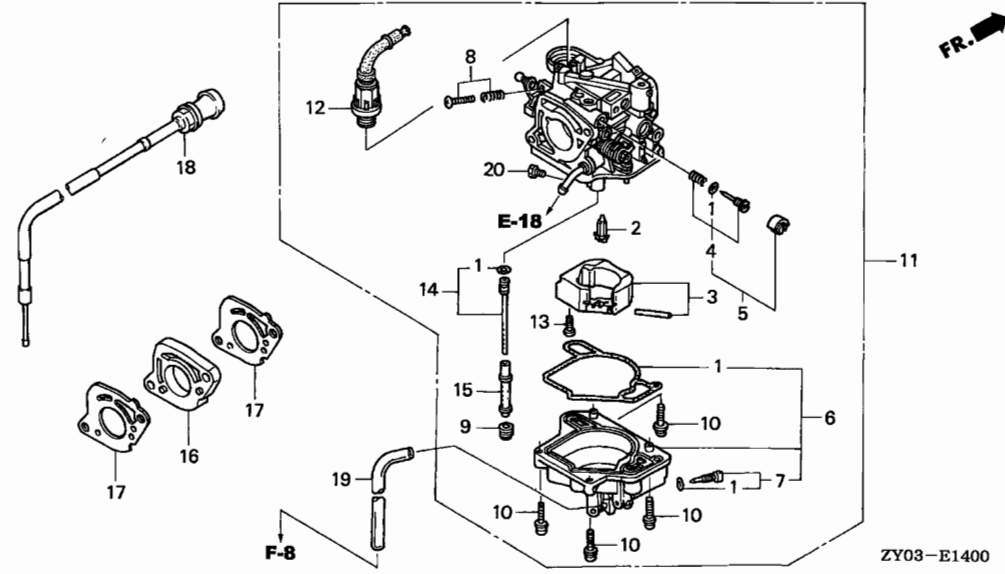
2



Service item	F.R.T.
SCREW SET	0.2
.VALVE SET, STARTER	
CABLE COMP., CHOKE	0.3
CARBURETOR ASSY.	0.4
.INSULATOR, CARBURETOR	
.PACKING, CARBURETOR	
CHAMBER SET, FLOAT	0.5
.FLOAT SET	
.JET, MAIN,	
.VALVE SET, FLOAT	
GASKET SET	0.6

Ref. No.	Part No.	Description	Reqd. QTY		Serial No.	Parts catalogue code
			BF 15 D3	BF 20 D3		
1	16010-ZV4-005	GASKET SET	1	1	-----	LHC,LHD,LHE,LHG,SHC,SHD,SHE,SHG
2	16011-ZV4-005	VALVE SET, FLOAT	1	1	-----	LHC,LHD,LHE,LHG,SHC,SHD,SHE,SHG
3	16013-ZW9-003	FLOAT SET	1	1	-----	LHC,LHD,LHE,LHG,SHC,SHD,SHE,SHG
4	16016-ZY1-003	SCREW SET	1	1	-----	LHD,LHE,SHD,SHE
	16016-ZY1-721	1	1	-----	LHG,SHG
5	16016-ZY1-711	SCREW SET	1	1	-----	LHC,SHC
6	16023-ZY1-003	CHAMBER SET, FLOAT	1	1	-----	LHC,LHD,LHE,LHG,SHC,SHD,SHE,SHG
7	16024-ZV4-650	SCREW SET, DRAIN	1	1	-----	LHC,LHD,LHE,LHG,SHC,SHD,SHE,SHG
8	16028-ZV4-650	SCREW SET	1	1	-----	LHC,LHD,LHE,LHG,SHC,SHD,SHE,SHG
9	16071-ZV4-005	SCREW, PLUG	1	1	-----	LHC,LHD,LHE,LHG,SHC,SHD,SHE,SHG
10	16081-ZV4-650	SCREW-WASHER	4	4	-----	LHC,LHD,LHE,LHG,SHC,SHD,SHE,SHG
11	16100-ZY0-003	CARBURETOR ASSY. (BJ10A A) ..	1	-	-----	LHD,LHE,SHD,SHE
	16100-ZY0-711	CARBURETOR ASSY. (BJ11A A) ..	1	-	-----	LHC,SHC
	16100-ZY0-721	CARBURETOR ASSY. (BJ12A A) ..	1	-	-----	LHG,SHG
	16100-ZY1-003	CARBURETOR ASSY. (BJ07A A) ..	-	1	-----	LHD,LHE,SHD,SHE
	16100-ZY1-711	CARBURETOR ASSY. (BJ08A A) ..	-	1	-----	LHC,SHC
	16100-ZY1-721	CARBURETOR ASSY. (BJ09A A) ..	-	1	-----	LHG,SHG
12	16120-ZW9-003	VALVE SET, STARTER	1	1	-----	LHC,LHD,LHE,LHG,SHC,SHD,SHE,SHG
13	16121-ZW9-003	SCREW, PAN	1	1	-----	LHC,LHD,LHE,LHG,SHC,SHD,SHE,SHG
14	16150-ZY0-003	JET SET, #52	1	-	-----	LHC,LHD,LHE,LHG,SHC,SHD,SHE,SHG
	16150-ZY1-003	JET SET, #55	-	1	-----	LHC,LHD,LHE,LHG,SHC,SHD,SHE,SHG
15	16166-ZY0-003	NOZZLE, MAIN	1	-	-----	LHC,LHD,LHE,LHG,SHC,SHD,SHE,SHG
	16166-ZY1-003	-	1	-----	LHC,LHD,LHE,LHG,SHC,SHD,SHE,SHG
16	16211-ZY1-000	INSULATOR, CARBURETOR	1	1	-----	LHC,LHD,LHE,LHG,SHC,SHD,SHE,SHG
17	16221-ZY1-000	PACKING, CARBURETOR	2	2	-----	LHC,LHD,LHE,LHG,SHC,SHD,SHE,SHG
18	17950-ZY1-003	CABLE COMP., CHOKE	1	1	-----	LHC,LHD,LHE,LHG,SHC,SHD,SHE,SHG



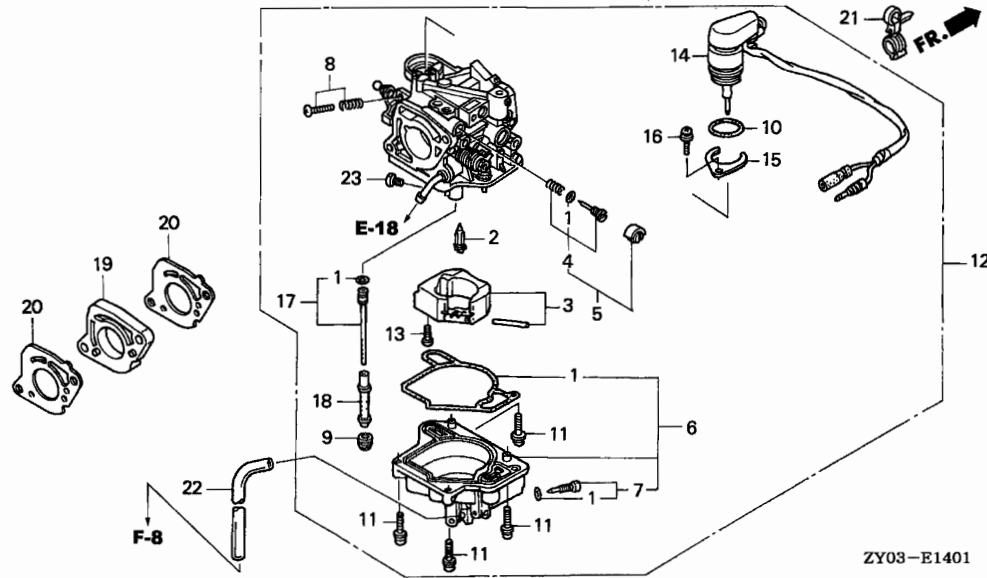


Ref. No.	Part No.	Description	Reqd. QTY		Serial No.	Parts catalogue code
			BF 15 D3	BF 20 D3		
19	95003-07020-31	TUBE, VINYL, 4X7X200 (95003-07001-60M)	1	1	-----	LHC, LHD, LHE, LHG, SHC, SHD, SHE, SHG
20	99101-ZV5-0980	JET, MAIN, #98	(1)	-	-----	LHC, LHD, LHE, SHC, SHD, SHE
	99101-ZV5-1000	JET, MAIN, #100	(1)	-	-----	LHC, LHD, LHE, SHC, SHD, SHE
	99101-ZV5-1020	JET, MAIN, #102	1	-	-----	LHC, LHD, LHE, LHG, SHC, SHD, SHE, SHG
	99101-ZV5-1150	JET, MAIN, #115	-	1	-----	LHG, SHG
	99101-ZV5-1200	JET, MAIN, #120	-	(1)	-----	LHC, LHD, LHE, SHC, SHD, SHE
	99101-ZV5-1220	JET, MAIN, #122	-	(1)	-----	LHC, LHD, LHE, SHC, SHD, SHE
	99101-ZV5-1250	JET, MAIN, #125	-	1	-----	LHC, LHD, LHE, SHC, SHD, SHE

E-14-1

CARBURETOR(AUTO)

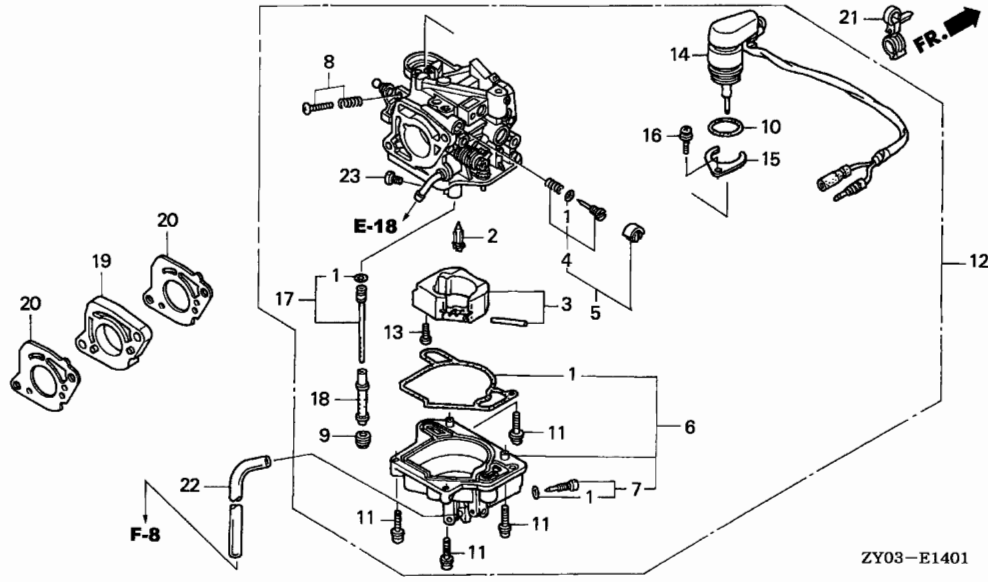
D13



Service item	F.R.T.
BYSTARTER ASSY., AUTO	0.2
.O-RING, BYSTARTER	
.SCREW SET	
CARBURETOR ASSY.	0.4
.INSULATOR, CARBURETOR	
.PACKING, CARBURETOR	
CHAMBER SET, FLOAT	0.5
.FLOAT SET	
.JET, MAIN,	
.VALVE SET, FLOAT	
GASKET SET	0.6

Ref. No.	Part No.	Description	Reqd. QTY		Serial No.	Parts catalogue code
			BF 15 D3	BF 20 D3		
1	16010-ZV4-005	GASKET SET	1	1	-----	LHSC,LHSD,LHSE,LHSG,LRD,LRE,LRG,SHSC,SHSD,SHSE,SHSG,SRD,SRE,SRG
2	16011-ZV4-005	VALVE SET, FLOAT	1	1	-----	LHSC,LHSD,LHSE,LHSG,LRD,LRE,LRG,SHSC,SHSD,SHSE,SHSG,SRD,SRE,SRG
3	16013-ZW9-003	FLOAT SET	1	1	-----	LHSC,LHSD,LHSE,LHSG,LRD,LRE,LRG,SHSC,SHSD,SHSE,SHSG,SRD,SRE,SRG
4	16016-ZY1-003	SCREW SET	1	1	-----	LHSD,LHSE,LRD,LRE,SHSD,SHSE,SRD,SRE
	16016-ZY1-721	1	1	-----	LHSG,LRG,SHSG,SRG
5	16016-ZY1-711	SCREW SET	1	1	-----	LHSC,SHSC,SRD
6	16023-ZY1-801	CHAMBER SET, FLOAT	1	1	-----	LHSC,LHSD,LHSE,LHSG,LRD,LRE,LRG,SHSC,SHSD,SHSE,SHSG,SRD,SRE,SRG
7	16024-ZV4-650	SCREW SET, DRAIN	1	1	-----	LHSC,LHSD,LHSE,LHSG,LRD,LRE,LRG,SHSC,SHSD,SHSE,SHSG,SRD,SRE,SRG
8	16028-ZV4-650	SCREW SET	1	1	-----	LHSC,LHSD,LHSE,LHSG,LRD,LRE,LRG,SHSC,SHSD,SHSE,SHSG,SRD,SRE,SRG
9	16071-ZV4-005	SCREW, PLUG	1	1	-----	LHSC,LHSD,LHSE,LHSG,LRD,LRE,LRG,SHSC,SHSD,SHSE,SHSG,SRD,SRE,SRG
10	16077-KG8-901	O-RING, BYSTARTER	1	1	-----	LHSC,LHSD,LHSE,LHSG,LRD,LRE,LRG,SHSC,SHSD,SHSE,SHSG,SRD,SRE,SRG
11	16081-ZV4-650	SCREW-WASHER	4	4	-----	LHSC,LHSD,LHSE,LHSG,LRD,LRE,LRG,SHSC,SHSD,SHSE,SHSG,SRD,SRE,SRG
12	16100-ZY0-801	CARBURETOR ASSY. (BJ10B A) ..	1	-	-----	LHSD,LHSE,LRD,LRE,SHSD,SHSE,SRE
	16100-ZY0-811	CARBURETOR ASSY. (BJ11B A) ..	1	-	-----	LHSC,SHSC,SRD
	16100-ZY0-821	CARBURETOR ASSY. (BJ12B A) ..	1	-	-----	LHSG,LRG,SHSG,SRG
	16100-ZY1-801	CARBURETOR ASSY. (BJ07B A) ..	-	1	-----	LHSD,LHSE,LRD,LRE,SHSD,SHSE,SRD,SRE
	16100-ZY1-811	CARBURETOR ASSY. (BJ08B A) ..	-	1	-----	LHSC,SHSC,SRD
	16100-ZY1-821	CARBURETOR ASSY. (BJ09B A) ..	-	1	-----	LHSG,LRG,SHSG,SRG
13	16121-ZW9-003	SCREW, PAN	1	1	-----	LHSC,LHSD,LHSE,LHSG,LRD,LRE,LRG,SHSC,SHSD,SHSE,SHSG,SRD,SRE,SRG
14	16130-ZY1-801	BYSTARTER ASSY., AUTO	1	1	-----	LHSC,LHSD,LHSE,LHSG,LRD,LRE,LRG,SHSC,SHSD,SHSE,SHSG,SRD,SRE,SRG
15	16131-ZW9-801	PLATE SET	1	1	-----	LHSC,LHSD,LHSE,LHSG,LRD,LRE,LRG,SHSC,SHSD,SHSE,SHSG,SRD,SRE,SRG
16	16132-ZW9-801	SCREW-WASHER	1	1	-----	LHSC,LHSD,LHSE,LHSG,LRD,LRE,LRG,SHSC,SHSD,SHSE,SHSG,SRD,SRE,SRG
17	16150-ZY0-003	JET SET, #52	1	-	-----	LHSC,LHSD,LHSE,LHSG,LRD,LRE,LRG,SHSC,SHSD,SHSE,SHSG,SRD,SRE,SRG
	16150-ZY1-003	JET SET, #55	-	1	-----	LHSC,LHSD,LHSE,LHSG,LRD,LRE,LRG,SHSC,SHSD,SHSE,SHSG,SRD,SRE,SRG
18	16166-ZY0-003	NOZZLE, MAIN	1	-	-----	LHSC,LHSD,LHSE,LHSG,LRD,LRE,LRG,SHSC,SHSD,SHSE,SHSG,SRD,SRE,SRG
	16166-ZY1-003	-	1	-----	LHSC,LHSD,LHSE,LHSG,LRD,LRE,LRG,SHSC,SHSD,SHSE,SHSG,SRD,SRE,SRG

2



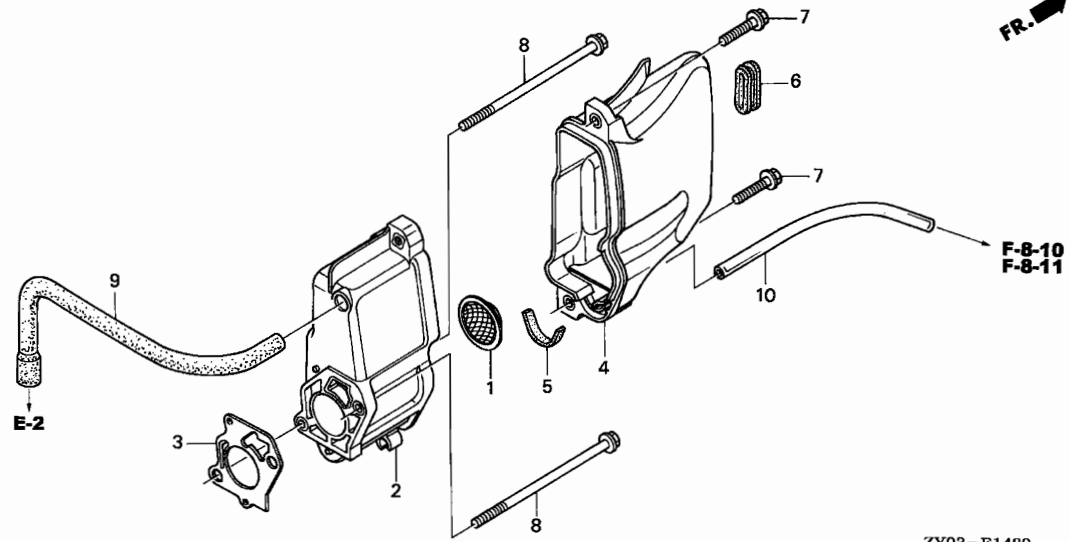
Ref. No.	Part No.	Description	Reqd. QTY		Serial No.	Parts catalogue code
			BF 15 D3	BF 20 D3		
19	16211-ZY1-000	INSULATOR, CARBURETOR	1	1	-----	LHSC,LHSD,LHSE,LHSG,LRD,LRE,LRG,SHSC,SHSD,SHSE,SHSG,SRD,SRE,SRG
20	16221-ZY1-000	PACKING, CARBURETOR	2	2	-----	LHSC,LHSD,LHSE,LHSG,LRD,LRE,LRG,SHSC,SHSD,SHSE,SHSG,SRD,SRE,SRG
21	91558-SM4-003	CLIP, TUBE (135MM)	1	1	-----	LHSC,LHSD,LHSE,LHSG,LRD,LRE,LRG,SHSC,SHSD,SHSE,SHSG,SRD,SRE,SRG
22	95003-07020-31	TUBE, VINYL, 4X7X200 (95003-07001-60M)	1	1	-----	LHSC,LHSD,LHSE,LHSG,LRD,LRE,LRG,SHSC,SHSD,SHSE,SHSG,SRD,SRE,SRG
23	99101-ZV5-0980	JET, MAIN, #98	(1)	-	-----	LHSC,LHSD,LHSE,LRD,LRE,SHSC,SHSD,SHSE,SRD,SRE
	99101-ZV5-1000	JET, MAIN, #100	(1)	-	-----	LHSC,LHSD,LHSE,LRD,LRE,SHSC,SHSD,SHSE,SRD,SRE
	99101-ZV5-1020	JET, MAIN, #102	1	-	-----	LHSC,LHSD,LHSE,LHSG,LRD,LRE,LRG,SHSC,SHSD,SHSE,SHSG,SRD,SRE,SRG
	99101-ZV5-1200	JET, MAIN, #120	-	(1)	-----	LHSC,LHSD,LHSE,LRD,LRE,SHSC,SHSD,SHSE,SRD,SRE
	99101-ZV5-1220	JET, MAIN, #122	-	(1)	-----	LHSC,LHSD,LHSE,LRD,LRE,SHSC,SHSD,SHSE,SRD,SRE
	99101-ZV5-1250	JET, MAIN, #125	-	1	-----	LHSC,LHSD,LHSE,LRD,LRE,SHSC,SHSD,SHSE,SRD,SRE



E-14-20

SILENCER COVER

D15



ZY03-E1420

Service item	F.R.T.
COVER COMP., SILENCER	0.1
.RUBBER A, TANK MOUNTING	
.TRAP, FRAME	
PACKING, SILENCER PLATE	0.2
.TUBE, BREATHER	

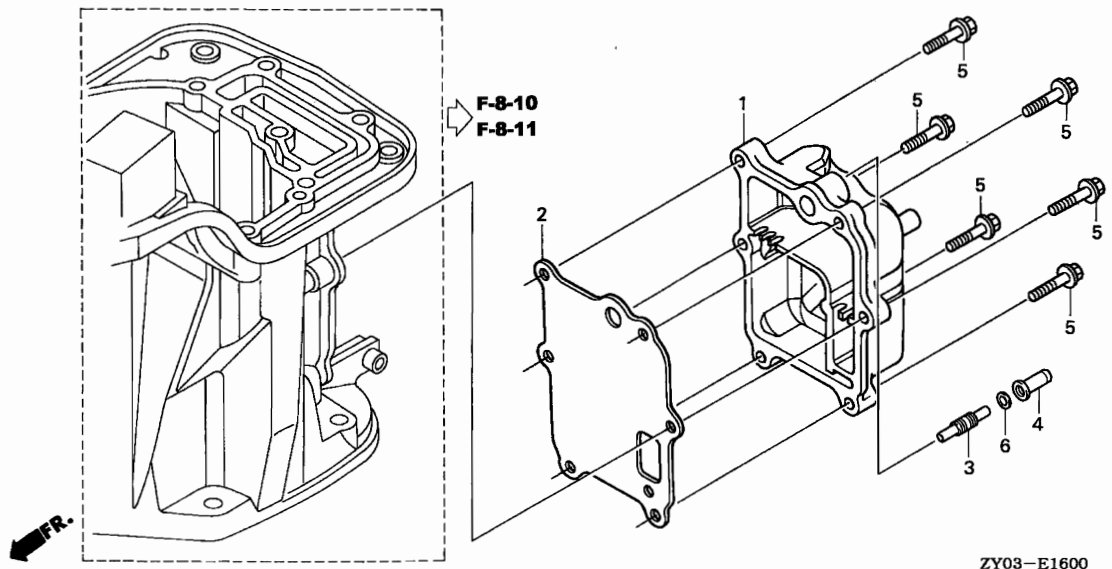
2

Ref. No.	Part No.	Description	Reqd. QTY		Serial No.	Parts catalogue code
			BF 15 D3	BF 20 D3		
1	17203-ZY1-000	TRAP, FRAME	1	1		
2	17380-ZY1-000	PLATE COMP., SILENCER	1	1		
3	17384-ZY1-000	PACKING, SILENCER PLATE	1	1		
4	17390-ZY1-000	COVER COMP., SILENCER	1	1		
5	17394-ZY1-000	PACKING, SILENCER COVER	1	1		
6	17532-ZM3-010	RUBBER A, TANK MOUNTING	1	1		
7	90003-ZW9-000	BOLT, FLANGE, 6X22	2	2		
8	90010-ZY1-000	BOLT, FLANGE, 6X106	2	2		
9	91401-ZW9-000	TUBE, BREATHER	1	1		
10	95003-07012-31	TUBE, VINYL, 4X7X120 (95003-07001-60M)	1	1		

E-16

EXHAUST CHAMBER COVER

D16



Service item	F.R.T.
COVER, EX. CHAMBER	0.3
.GASKET, EX. CHAMBER	

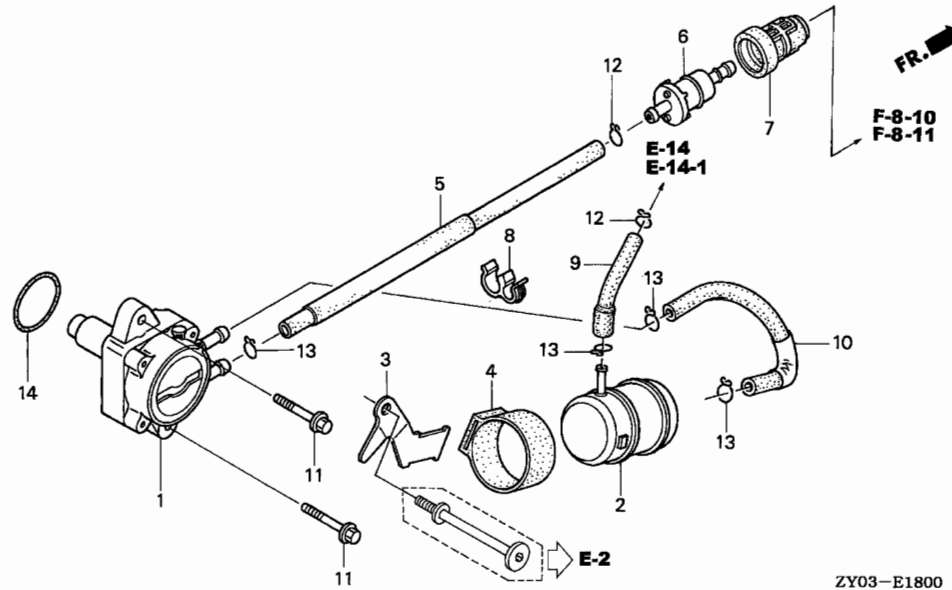
Ref. No.	Part No.	Description	Reqd. QTY		Serial No.	Parts catalogue code
			BF 15 D3	BF 20 D3		
1	18231-ZY1-000	COVER, EX. CHAMBER	1	1	-----	LHC,LHD,LHE,LHSC,LHSD,LHSE,LRD,LRE,SHC,SHD,SHE,SHSC,SHSD,SHSE,SRC,SRD
	18231-ZY1-620	1	1	-----	SRE
2	18233-ZW9-003	GASKET, EX. CHAMBER	1	1	-----	LHG,LHSG,LRG,SHG,SHSG,SRG
3	18455-ZV5-680	PIPE, SAMPLING PROBE	1	1	-----	LHG,LHSG,LRG,SHG,SHSG,SRG
4	18458-881-C40	CAP, SAMPLING PROBE	1	1	-----	LHG,LHSG,LRG,SHG,SHSG,SRG
5	90009-ZW9-000	BOLT, FLANGE, 6X23	6	6	-----	
6	90441-035-000	WASHER, SEALING, 14MM	1	1	-----	LHG,LHSG,LRG,SHG,SHSG,SRG

2

E-18

FUEL PUMP

E 1

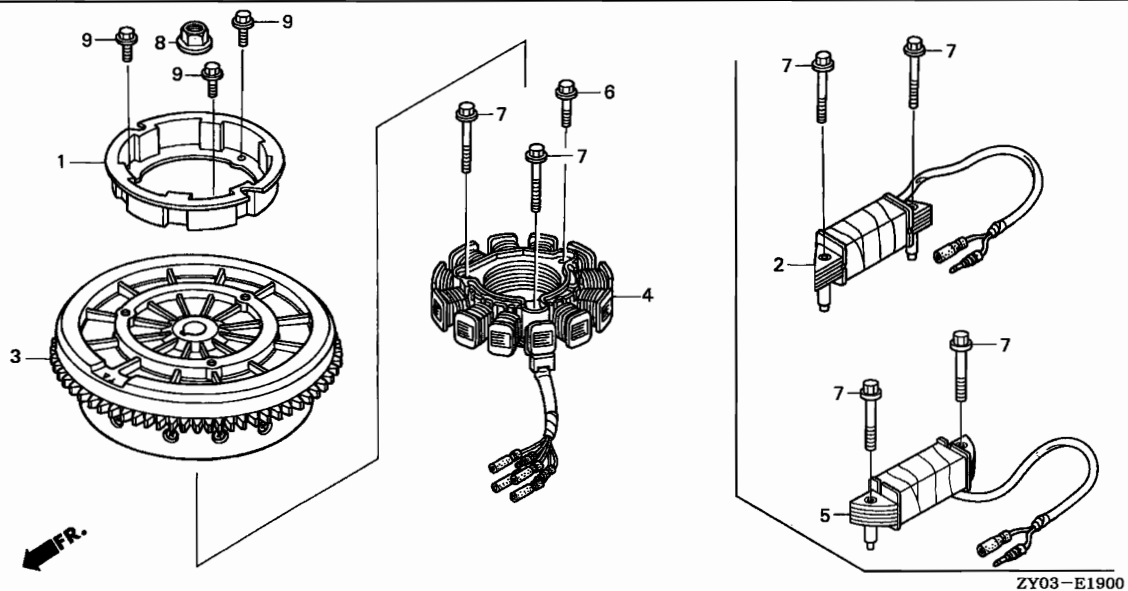


Service item	F.R.T.
CHAMBER COMP., FUEL	0.2
.O-RING, 31.2X2.4	
.PUMP ASSY., FUEL	
.STRAINER COMP., FUEL	
.TUBE B, FUEL	
.TUBE C, FUEL	
.TUBE D, FUEL	

ZY03-E1800

2

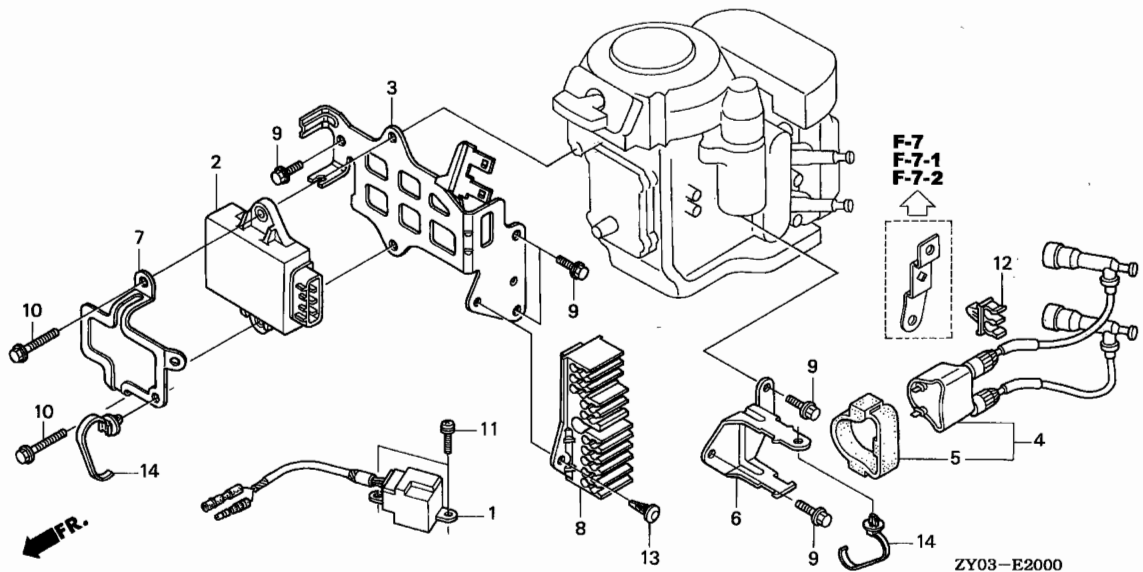
Ref. No.	Part No.	Description	Reqd. QTY		Serial No.	Parts catalogue code
			BF 15 D3	BF 20 D3		
1	16700-ZW9-003	PUMP ASSY., FUEL	1	1		
2	16790-ZY1-003	CHAMBER COMP., FUEL	1	1		
3	16792-ZY1-000	STAY, FUEL CHAMBER	1	1		
4	16793-ZY1-000	SUSPENSION, FUEL CHAMBER	1	1		
5	16861-ZY1-000	TUBE B, FUEL	1	1		
6	16910-ZV4-015	STRAINER COMP., FUEL	1	1		
7	16915-ZV4-000	SUSPENSION, STRAINER	1	1		
8	17439-PY3-A01	CLAMP, TUBE (7.5-11.5)(BLACK)	1	1		
9	17701-ZY1-000	TUBE D, FUEL	1	1		
10	17702-ZY1-000	TUBE C, FUEL	1	1		
11	90003-ZW9-000	BOLT, FLANGE, 6X22	2	2		
12	90603-ZV4-000	CLIP, TUBE (B10)	2	2		
13	90604-ZV0-000	CLIP, TUBE (C12)	4	4		
14	91303-ZW9-000	O-RING, 31.2X2.4	1	1		



Service item	F.R.T.
PULLEY, STARTER	0.2
FLYWHEEL COMP.	0.3
COIL ASSY., CHARGE	0.4
.COIL ASSY., POWER	

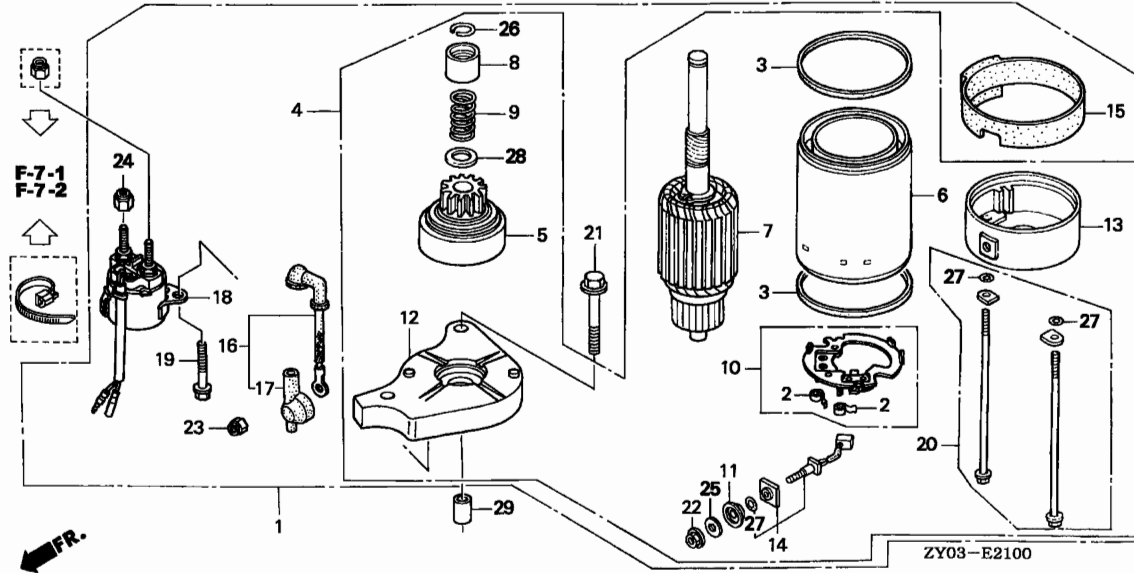
Ref. No.	Part No.	Description	Reqd. QTY		Serial No.	Parts catalogue code
			BF 15 D3	BF 20 D3		
1	28451-ZW9-003	PULLEY, STARTER	1	1		
2	30595-ZY1-003	COIL ASSY., POWER	1	1	-----	LHC,LHD,LHE,LHG,SHC,SHD,SHE,SHG
3	31110-ZY1-000ZA	FLYWHEEL COMP. *TBLACK*.....BLACK	1	1	-----	LHC,LHD,LHE,LHG,SHC,SHD,SHE,SHG
	31110-ZY1-800ZA	FLYWHEEL COMP. (SELF STARTER) *TBLACK*.....BLACK	1	1	-----	LHSC,LHSD,LHSE,LHSG,LRD,LRE,LRG,SHSC,SHSD,SHSE,SHSG,SRC,SRD,SRE,SRG
4	31630-ZY1-003	COIL ASSY., CHARGE (12A)	1	1	-----	LHSC,LHSD,LHSE,LHSG,LRD,LRE,LRG,SHSC,SHSD,SHSE,SHSG,SRC,SRD,SRE,SRG
5	31630-ZY1-901	COIL ASSY., CHARGE (6A)	1	1	-----	LHC,LHD,LHE,LHG,SHC,SHD,SHE,SHG
6	90002-ZW9-000	BOLT, FLANGE, 6X36(CT200) ...	1	1	-----	LHSC,LHSD,LHSE,LHSG,LRD,LRE,LRG,SHSC,SHSD,SHSE,SHSG,SRC,SRD,SRE,SRG
7	90006-ZW9-000	BOLT, FLANGE, 6X52(CT200) ...	2	2	-----	LHSC,LHSD,LHSE,LHSG,LRD,LRE,LRG,SHSC,SHSD,SHSE,SHSG,SRC,SRD,SRE,SRG
8	90202-ZY1-000	NUT, SPECIAL, 16MM	1	1		
9	95701-06010-08	BOLT, FLANGE, 6X10	3	3		

2



Service item	F.R.T.
COIL ASSY., PULSER	0.2
C.D.I. UNIT	0.3
.COIL ASSY., IGNITION	

Ref. No.	Part No.	Description	Reqd. QTY		Serial No.	Parts catalogue code
			BF 15 D3	BF 20 D3		
1	30310-ZY1-003	COIL ASSY., PULSER	1	1		
2	30400-ZY0-003 30400-ZY1-003	C.D.I. UNIT	1	-		
3	30417-ZY1-900	PLATE COMP., C.D.I. (REMOTE CONTROL)	1	1	-----	LRD,LRE,LRG,SRG,SRD,SRE,SRG
	30418-ZY1-000	PLATE, C.D.I.	1	1	-----	LHC,LHD,LHE,LHG,LHSC,LHSD,LHSE,LHSG,SHC,SHD,SHE,SHG,SHSC,SHSD,SHSE SHSG
4	30500-ZY1-003	COIL ASSY., IGNITION	1	1		
5	30506-ML4-003	SUSPENSION, IGNITION COIL ...	1	1		
6	30515-ZW9-000	BRACKET, IGNITION COIL	1	1		
7	32108-ZY1-000	BRACKET, C.D.I.	1	1		
8	32109-ZY1-000	BRACKET, CONNECTOR	1	1		
9	90011-ZW9-000	BOLT, FLANGE, 6X14(CT200) ...	5	5		
10	90016-ZW9-000	BOLT, FLANGE, 6X25	2	2		
11	90018-ZW9-000	SCREW-WASHER, 5X16	2	2		
12	90684-SB3-003	CLIP, FUEL TUBE	1	1		
13	91501-SM4-003	CLIP, ANCHOR	2	2		
14	91540-S30-003	CLIP, HARNESS BAND (NATURAL) (151.5MM)	2	2		

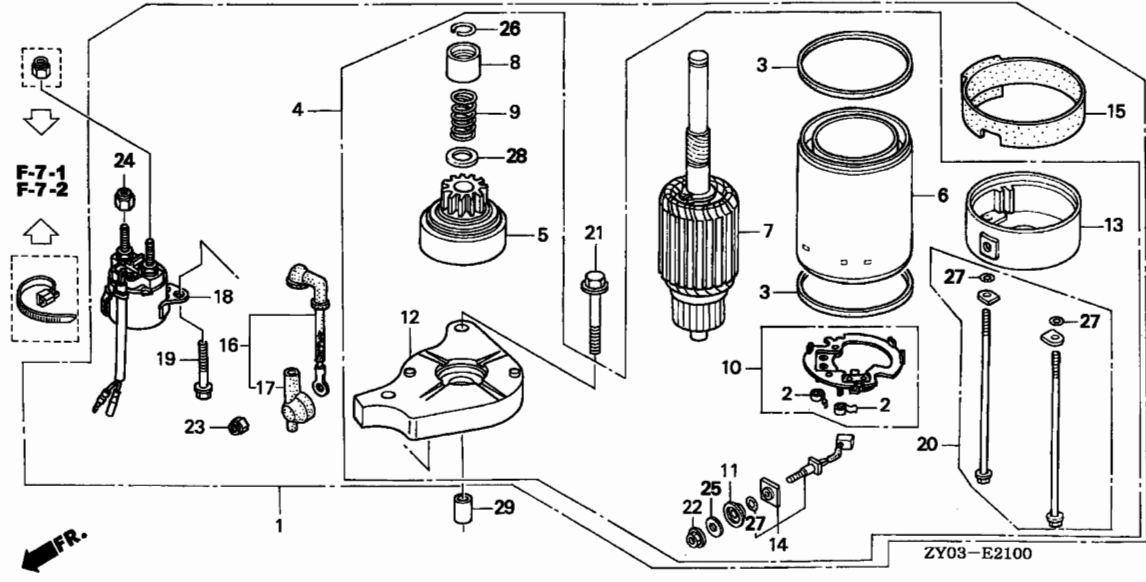


Service item	F.R.T.
CORD, MAGNET SWITCH	0.2
MOTOR ASSY., STARTER	0.4
MOTOR UNIT, STARTER	0.5
CLUTCH COMP.	0.6
HOLDER COMP., BRUSH	0.8
. ROTOR COMP.	
. TERMINAL UNIT	
. YOKE COMP.	

Ref. No.	Part No.	Description	Reqd. QTY		Serial No.	Parts catalogue code
			BF 15 D3	BF 20 D3		
1	31200-ZY1-801	MOTOR ASSY., STARTER	1	1	-----	LHSC, LHSD, LHSE, LHSG, LRD, LRE, LRG, SHSC, SHSD, SHSE, SHSG, SRC, SRD, SRE, SRG
2	31204-KS5-901	SPRING, CARBON BRUSH	2	2	-----	LHSC, LHSD, LHSE, LHSG, LRD, LRE, LRG, SHSC, SHSD, SHSE, SHSG, SRC, SRD, SRE, SRG
3	31207-KS5-901	RING	2	2	-----	LHSC, LHSD, LHSE, LHSG, LRD, LRE, LRG, SHSC, SHSD, SHSE, SHSG, SRC, SRD, SRE, SRG
4	31210-ZY1-801	MOTOR UNIT, STARTER	1	1	-----	LHSC, LHSD, LHSE, LHSG, LRD, LRE, LRG, SHSC, SHSD, SHSE, SHSG, SRC, SRD, SRE, SRG
5	31214-ZV7-751	CLUTCH COMP.	1	1	-----	LHSC, LHSD, LHSE, LHSG, LRD, LRE, LRG, SHSC, SHSD, SHSE, SHSG, SRC, SRD, SRE, SRG
6	31216-ZV4-811	YOKE COMP.	1	1	-----	LHSC, LHSD, LHSE, LHSG, LRD, LRE, LRG, SHSC, SHSD, SHSE, SHSG, SRC, SRD, SRE, SRG
7	31217-ZV4-812	ROTOR COMP.	1	1	-----	LHSC, LHSD, LHSE, LHSG, LRD, LRE, LRG, SHSC, SHSD, SHSE, SHSG, SRC, SRD, SRE, SRG
8	31221-ZV4-811	PIECE, STOPPER	1	1	-----	LHSC, LHSD, LHSE, LHSG, LRD, LRE, LRG, SHSC, SHSD, SHSE, SHSG, SRC, SRD, SRE, SRG
9	31223-ZV4-811	SPRING, RETURN	1	1	-----	LHSC, LHSD, LHSE, LHSG, LRD, LRE, LRG, SHSC, SHSD, SHSE, SHSG, SRC, SRD, SRE, SRG
10	31231-ZV4-811	HOLDER COMP., BRUSH	1	1	-----	LHSC, LHSD, LHSE, LHSG, LRD, LRE, LRG, SHSC, SHSD, SHSE, SHSG, SRC, SRD, SRE, SRG
11	31233-ZV4-811	INSULATOR	1	1	-----	LHSC, LHSD, LHSE, LHSG, LRD, LRE, LRG, SHSC, SHSD, SHSE, SHSG, SRC, SRD, SRE, SRG
12	31235-ZW9-801	BRACKET COMP., FR.	1	1	-----	LHSC, LHSD, LHSE, LHSG, LRD, LRE, LRG, SHSC, SHSD, SHSE, SHSG, SRC, SRD, SRE, SRG
13	31236-ZV4-811	BRACKET, RR.	1	1	-----	LHSC, LHSD, LHSE, LHSG, LRD, LRE, LRG, SHSC, SHSD, SHSE, SHSG, SRC, SRD, SRE, SRG
14	31238-ZV4-812	TERMINAL UNIT	1	1	-----	LHSC, LHSD, LHSE, LHSG, LRD, LRE, LRG, SHSC, SHSD, SHSE, SHSG, SRC, SRD, SRE, SRG
15	31258-ZY1-000	SUSPENSION, STARTER	1	1	-----	LHSC, LHSD, LHSE, LHSG, LRD, LRE, LRG, SHSC, SHSD, SHSE, SHSG, SRC, SRD, SRE, SRG
16	32402-ZY1-800	CORD, MAGNET SWITCH	1	1	-----	LHSC, LHSD, LHSE, LHSG, LRD, LRE, LRG, SHSC, SHSD, SHSE, SHSG, SRC, SRD, SRE, SRG
17	32411-ZV4-811	COVER, STARTER TERMINAL	1	1	-----	LHSC, LHSD, LHSE, LHSG, LRD, LRE, LRG, SHSC, SHSD, SHSE, SHSG, SRC, SRD, SRE, SRG
18	35850-ZY1-801	SWITCH ASSY., STARTER MAGNETIC	1	1	-----	LHSC, LHSD, LHSE, LHSG, LRD, LRE, LRG, SHSC, SHSD, SHSE, SHSG, SRC, SRD, SRE, SRG
19	90002-ZY1-000	BOLT, FLANGE, 6X14	2	2	-----	LHSC, LHSD, LHSE, LHSG, LRD, LRE, LRG, SHSC, SHSD, SHSE, SHSG, SRC, SRD, SRE, SRG
20	90012-ZV4-811	BOLT SET, SETTING	1	1	-----	LHSC, LHSD, LHSE, LHSG, LRD, LRE, LRG, SHSC, SHSD, SHSE, SHSG, SRC, SRD, SRE, SRG
21	90022-ZW9-000	BOLT, FLANGE, 8X45	2	2	-----	LHSC, LHSD, LHSE, LHSG, LRD, LRE, LRG, SHSC, SHSD, SHSE, SHSG, SRC, SRD, SRE, SRG
22	90203-ZV4-811	NUT-WASHER, 6MM	1	1	-----	LHSC, LHSD, LHSE, LHSG, LRD, LRE, LRG, SHSC, SHSD, SHSE, SHSG, SRC, SRD, SRE, SRG
23	90203-ZY1-801	NUT, LOCK, 6MM	1	1	-----	LHSC, LHSD, LHSE, LHSG, LRD, LRE, LRG, SHSC, SHSD, SHSE, SHSG, SRC, SRD, SRE, SRG
24	90204-ZY1-003	NUT, LOCK, 6MM	1	1	-----	LHSC, LHSD, LHSE, LHSG, LRD, LRE, LRG, SHSC, SHSD, SHSE, SHSG, SRC, SRD, SRE, SRG
25	90405-ZV4-811	WASHER, 6MM	1	1	-----	LHSC, LHSD, LHSE, LHSG, LRD, LRE, LRG, SHSC, SHSD, SHSE, SHSG, SRC, SRD, SRE, SRG



2

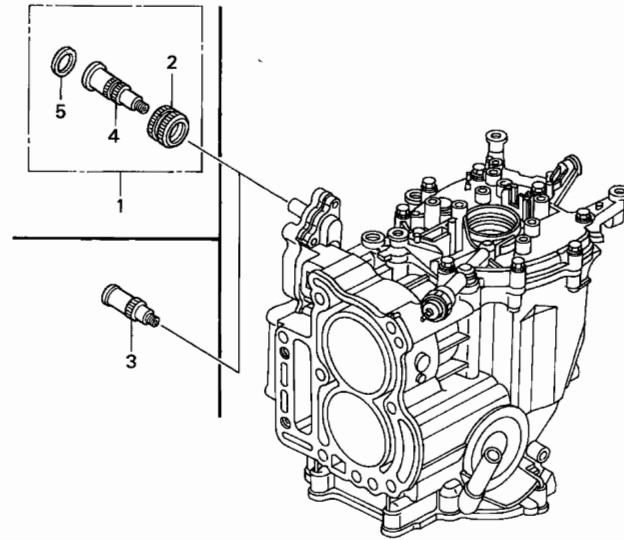


Ref. No.	Part No.	Description	Reqd. QTY		Serial No.	Parts catalogue code
			BF 15 D3	BF 20 D3		
26	90602-ZV4-811	CIRCLIP, 14MM	1	1	-----	LHSC, LHSD, LHSE, LHSG, LRD, LRE, LRG, SHSC, SHSD, SHSE, SHSG, SRC, SRD, SRE, SRG
27	91320-MB0-000	O-RING	3	3	-----	LHSC, LHSD, LHSE, LHSG, LRD, LRE, LRG, SHSC, SHSD, SHSE, SHSG, SRC, SRD, SRE, SRG
28	91401-ZV4-811	WASHER	1	1	-----	LHSC, LHSD, LHSE, LHSG, LRD, LRE, LRG, SHSC, SHSD, SHSE, SHSG, SRC, SRD, SRE, SRG
29	94301-10120	DOWEL PIN, 10X12	2	2	-----	

EOP-2

WATER HOSE JOINT KIT

E 6



ZY03-X0200

Service item	F.R.T.
JOINT KIT, WATER HOSE	0.2

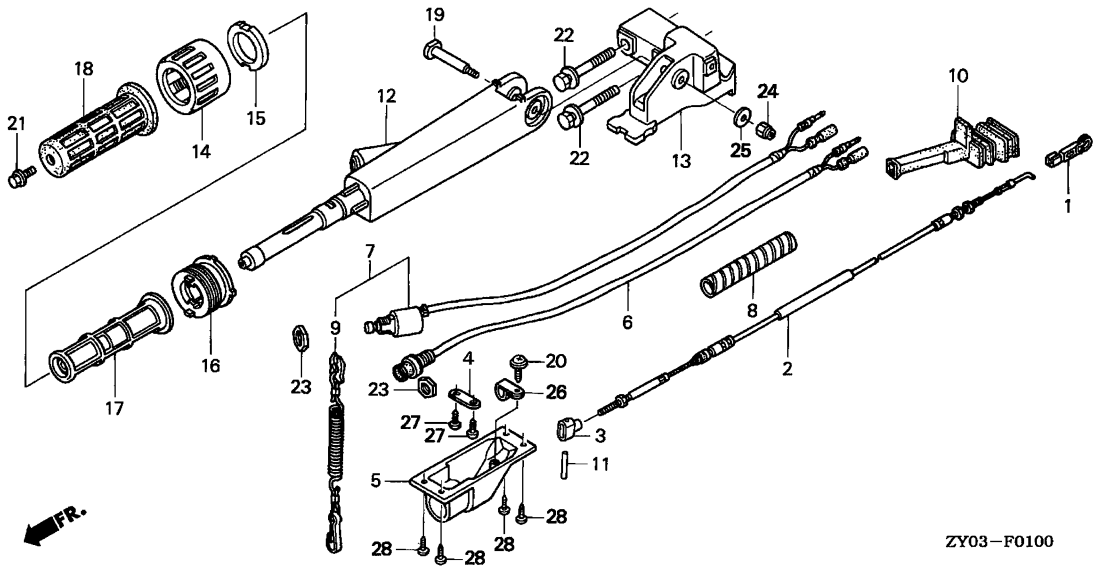
Ref. No.	Part No.	Description	Reqd. QTY		Serial No.	Parts catalogue code
			BF 15 D3	BF 20 D3		
1	06190-ZV1-860	JOINT KIT, WATER HOSE	(1)	(1)		
2	19270-881-812	NUT, WATER MOUTH	(1)	(1)		
3	19271-ZV1-000	JOINT, WATER HOSE	(1)	(1)		
4	19271-ZV1-810	JOINT, WATER HOSE	(1)	(1)		
5	19272-881-810	SEAT, WATER MOUTH	(1)	(1)		

2

F-1

STEERING HANDLE

F 1



Service item	F.R.T.
BLOCK, THROTTLE FRICTION	0.1
.GRIP, THROTTLE FRICTION	
.PIPE, GRIP	
.RUBBER, GRIP	
COVER, STATOR	0.2
.LINKAGE, PIVOT	
SWITCH ASSY., EMERGENCY STOP ..	0.3
.SWITCH ASSY., STARTER	
GROMMET, OIL CASE	0.7
BRACKET, STEERING HANDLE	0.8
CABLE COMP., THROTTLE	1.0

ZY03-F0100

3

Ref. No.	Part No.	Description	Reqd. QTY		Serial No.	Parts catalogue code
			BF 15 D3	BF 20 D3		
1	17838-ZW9-000	LINKAGE, PIVOT	1	1	-----	LHC,LHD,LHE,LHG,LHSC,LHSD,LHSE,LHSG,SHC,SHD,SHE,SHG,SHSC,SHSD,SHSE SHSG
2	17910-ZY1-003	CABLE COMP., THROTTLE	1	1	-----	LHC,LHD,LHE,LHG,LHSC,LHSD,LHSE,LHSG,SHC,SHD,SHE,SHG,SHSC,SHSD,SHSE SHSG
3	17917-ZW9-000	PIVOT, THROTTLE CABLE	1	1	-----	LHC,LHD,LHE,LHG,LHSC,LHSD,LHSE,LHSG,SHC,SHD,SHE,SHG,SHSC,SHSD,SHSE SHSG
4	24625-ZV5-000	PLATE, SHIFT	1	1	-----	LHC,LHD,LHE,LHG,LHSC,LHSD,LHSE,LHSG,SHC,SHD,SHE,SHG,SHSC,SHSD,SHSE SHSG
5	31127-ZW9-730	COVER, STATOR	1	1	-----	LHSC,LHSD,LHSE,LHSG,SHSC,SHSD,SHSE,SHSG
6	35150-ZY1-731	SWITCH ASSY., STARTER	1	1	-----	LHSC,LHSD,LHSE,LHSG,SHSC,SHSD,SHSE,SHSG
7	35180-ZY1-003	SWITCH ASSY., EMERGENCY STOP	1	1	-----	LHC,LHD,LHE,LHG,LHSC,LHSD,LHSE,LHSG,SHC,SHD,SHE,SHG,SHSC,SHSD,SHSE SHSG
8	36105-ZW9-003	TUBE, SPIRAL B	1	1	-----	LHC,LHD,LHE,LHG,LHSC,LHSD,LHSE,LHSG,SHC,SHD,SHE,SHG,SHSC,SHSD,SHSE SHSG
9	36182-ZV4-650	CORD COMP., EMERGENCY	1	1	-----	LHC,LHD,LHE,LHG,LHSC,LHSD,LHSE,LHSG,SHC,SHD,SHE,SHG,SHSC,SHSD,SHSE SHSG
10	40105-ZV4-000	GROMMET, OIL CASE (A)	1	1	-----	LHC,LHD,LHE,LHG,LHSC,LHSD,LHSE,LHSG,SHC,SHD,SHE,SHG,SHSC,SHSD,SHSE SHSG
11	53103-ZW9-000	PIN, THROTTLE CABLE	1	1	-----	LHC,LHD,LHE,LHG,LHSC,LHSD,LHSE,LHSG,SHC,SHD,SHE,SHG,SHSC,SHSD,SHSE SHSG
12	53110-ZW9-000ZA	HANDLE COMP., STEERING				
	NH246LOOSEY GRAY	1	1	-----	LHC,LHD,LHE,LHG,LHSC,LHSD,LHSE,LHSG,SHC,SHD,SHE,SHG,SHSC,SHSD,SHSE SHSG
13	53131-ZW9-000ZA	BRACKET, STEERING HANDLE				
	NH246LOOSEY GRAY	1	1	-----	LHC,LHD,LHE,LHG,SHC,SHD,SHE,SHG
	53131-ZW9-700ZA	*NH246*.....LOOSEY GRAY	1	1	-----	LHSC,LHSD,LHSE,LHSG,SHSC,SHSD,SHSE,SHSG

F-1

STEERING HANDLE

F 2

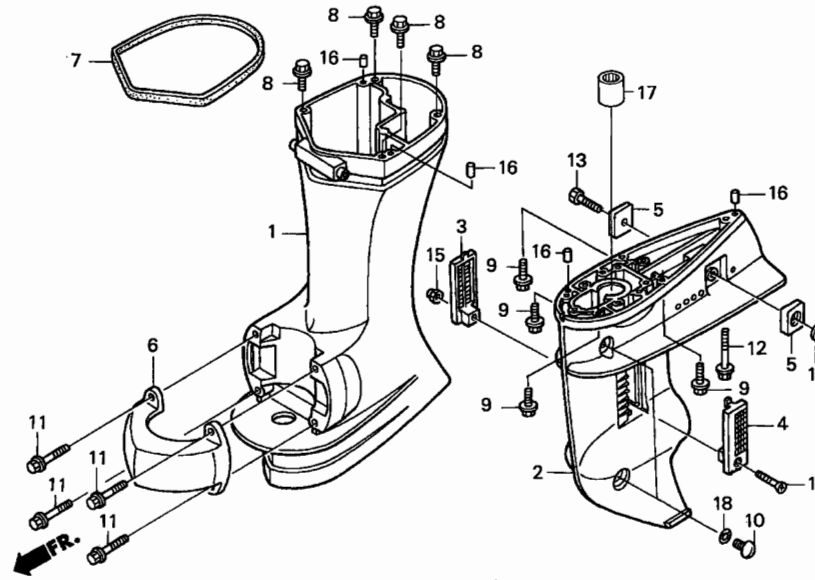
Ref. No.	Part No.	Description	Reqd. QTY		Serial No.	Parts catalogue code
			BF 15 D3	BF 20 D3		
14	53132-ZW9-000	GRIP, THROTTLE FRICTION	1	1	-----	LHC,LHD,LHE,LHG,LHSC,LHSD,LHSE,LHSG,SHC,SHD,SHE,SHG,SHSC,SHSD,SHSE SHSG
15	53133-ZW9-000	PAD, THROTTLE FRICTION	1	1	-----	LHC,LHD,LHE,LHG,LHSC,LHSD,LHSE,LHSG,SHC,SHD,SHE,SHG,SHSC,SHSD,SHSE SHSG
16	53134-ZW9-000	BLOCK, THROTTLE FRICTION	1	1	-----	LHC,LHD,LHE,LHG,LHSC,LHSD,LHSE,LHSG,SHC,SHD,SHE,SHG,SHSC,SHSD,SHSE SHSG
17	53141-ZW9-000	PIPE, GRIP	1	1	-----	LHC,LHD,LHE,LHG,LHSC,LHSD,LHSE,LHSG,SHC,SHD,SHE,SHG,SHSC,SHSD,SHSE SHSG
18	53165-ZW9-000	RUBBER, GRIP	1	1	-----	LHC,LHD,LHE,LHG,LHSC,LHSD,LHSE,LHSG,SHC,SHD,SHE,SHG,SHSC,SHSD,SHSE SHSG
19	53171-ZW9-000	SCREW, HANDLE PIVOT	1	1	-----	LHC,LHD,LHE,LHG,LHSC,LHSD,LHSE,LHSG,SHC,SHD,SHE,SHG,SHSC,SHSD,SHSE SHSG
20	90002-SB2-000	SCREW, TAPPING, 4X10	1	1	-----	LHSC,LHSD,LHSE,LHSG,SHSC,SHSD,SHSE,SHSG
21	90102-ZW9-000	BOLT, FLANGE, 6X12	1	1	-----	LHC,LHD,LHE,LHG,LHSC,LHSD,LHSE,LHSG,SHC,SHD,SHE,SHG,SHSC,SHSD,SHSE SHSG
22	90165-ZW9-000	BOLT-WASHER, 10X55	2	2	-----	LHC,LHD,LHE,LHG,LHSC,LHSD,LHSE,LHSG,SHC,SHD,SHE,SHG,SHSC,SHSD,SHSE SHSG
23	90302-921-000	NUT, HEX., 16MM	1	1	-----	LHC,LHD,LHE,LHG,SHC,SHD,SHE,SHG
24	90305-ZV4-000	NUT, SELF-LOCK, 8MM	2	2	-----	LHSC,LHSD,LHSE,LHSG,SHSC,SHSD,SHSE,SHSG
			1	1	-----	LHC,LHD,LHE,LHG,LHSC,LHSD,LHSE,LHSG,SHC,SHD,SHE,SHG,SHSC,SHSD,SHSE SHSG
25	90514-921-000	WASHER, 8MM	1	1	-----	LHC,LHD,LHE,LHG,LHSC,LHSD,LHSE,LHSG,SHC,SHD,SHE,SHG,SHSC,SHSD,SHSE SHSG
26	91475-SB6-000	CLIP, WIRE HARNESS (6.3MM) ..	1	1	-----	LHSC,LHSD,LHSE,LHSG,SHSC,SHSD,SHSE,SHSG
27	93903-243J0	SCREW, TAPPING, 4X12	2	2	-----	LHC,LHD,LHE,LHG,LHSC,LHSD,LHSE,LHSG,SHC,SHD,SHE,SHG,SHSC,SHSD,SHSE SHSG
28	93903-243J0	SCREW, TAPPING, 4X12	4	4	-----	LHSC,LHSD,LHSE,LHSG,SHSC,SHSD,SHSE,SHSG

3

F-3

GEAR CASE/EXTENSION CASE

F 3

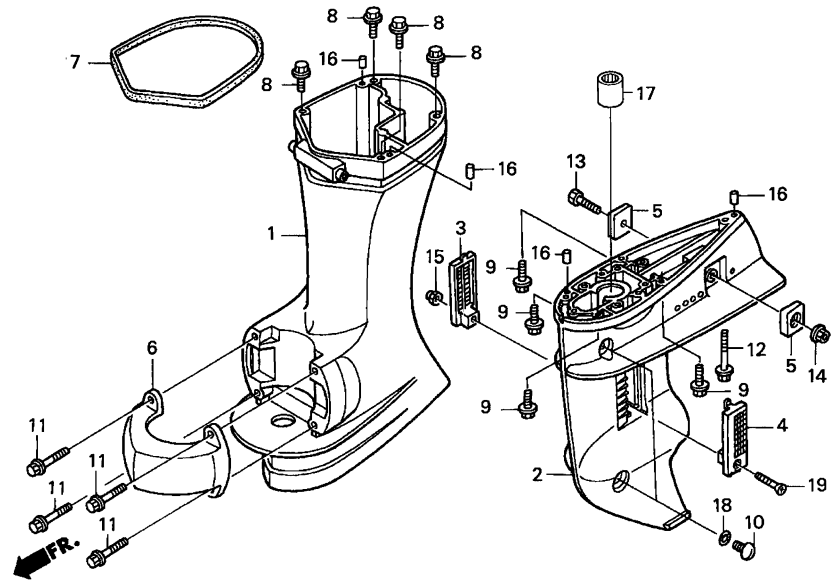


ZY03-F0300

Service item	F.R.T.
HOUSING, LOWER MOUNTING	0.1
.SCREEN, L. WATER	0.1
CASE, EXTENSION	0.7
.RUBBER, UNDER COVER	0.1
CASE, GEAR	1.3

3

Ref. No.	Part No.	Description	Reqd. QTY		Serial No.	Parts catalogue code
			BF	BF		
			15	20		
			D3	D3		
1	40201-ZW9-000ZA	CASE, EXTENSION (S) *NH282MU* OYSTER SILVER METALLIC-U	1	1	-----	SHC,SHD,SHE,SHG,SHSC,SHSD,SHSE,SHSG,SRC,SRD,SRE,SRG
	40201-ZW9-630ZA	CASE, EXTENSION (L) *NH282MU* OYSTER SILVER METALLIC-U	1	1	-----	LHC,LHD,LHE,LHG,LHSC,LHSD,LHSE,LHSG,LRD,LRE,LRG
2	41101-ZY1-300ZA	CASE, GEAR *NH282MU* OYSTER SILVER METALLIC-U	1	1		
3	41104-ZV5-000	SCREEN, R. WATER	1	1		
4	41105-ZV5-000	SCREEN, L. WATER	1	1		
5	41106-ZW9-000	METAL, ANODE	2	2		
6	50111-ZW9-000ZA	HOUSING, LOWER MOUNTING *NH282MU* OYSTER SILVER METALLIC-U	1	1		
7	63702-ZW9-000	RUBBER, UNDER COVER	1	1		
8	90008-ZW9-000	BOLT, FLANGE, 8X35	4	4		
9	90009-ZW9-000	BOLT, FLANGE, 6X23	4	4		
10	90101-ZW9-003	BOLT, OIL CHECK	2	2		
11	90105-ZW9-000	BOLT, FLANGE, 6X20	4	4		
12	90107-ZW9-000	BOLT, FLANGE, 6X75	1	1		
13	90113-ZV5-000	BOLT, HEX., 6X25	1	1		
14	90205-PP9-020	NUT, SELF-LOCK, 6MM	1	1		
15	90302-ZV4-000	NUT, SELF-LOCK, 5MM	1	1		
16	90756-ZV5-000	DOWEL PIN, 6X10	4	4		
17	91052-ZY1-003	BEARING, NEEDLE, 15X22X20 ...	1	1		



ZY03-F0300

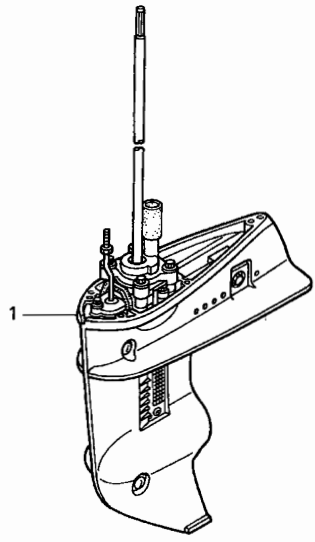
Ref. No.	Part No.	Description	Reqd. QTY		Serial No.	Parts catalogue code
			BF	BF		
			15	20		
			D3	D3		
18	91301-216-000	O-RING, 5.5X1.5	2	2		
19	93700-05028-4J	SCREW, OVAL, 5X28	1	1		

F-3-10

GEAR CASE ASSY.

F 5

Service item	F.R.T.
CASE ASSY., GEAR	0.6



ZY03-F0310

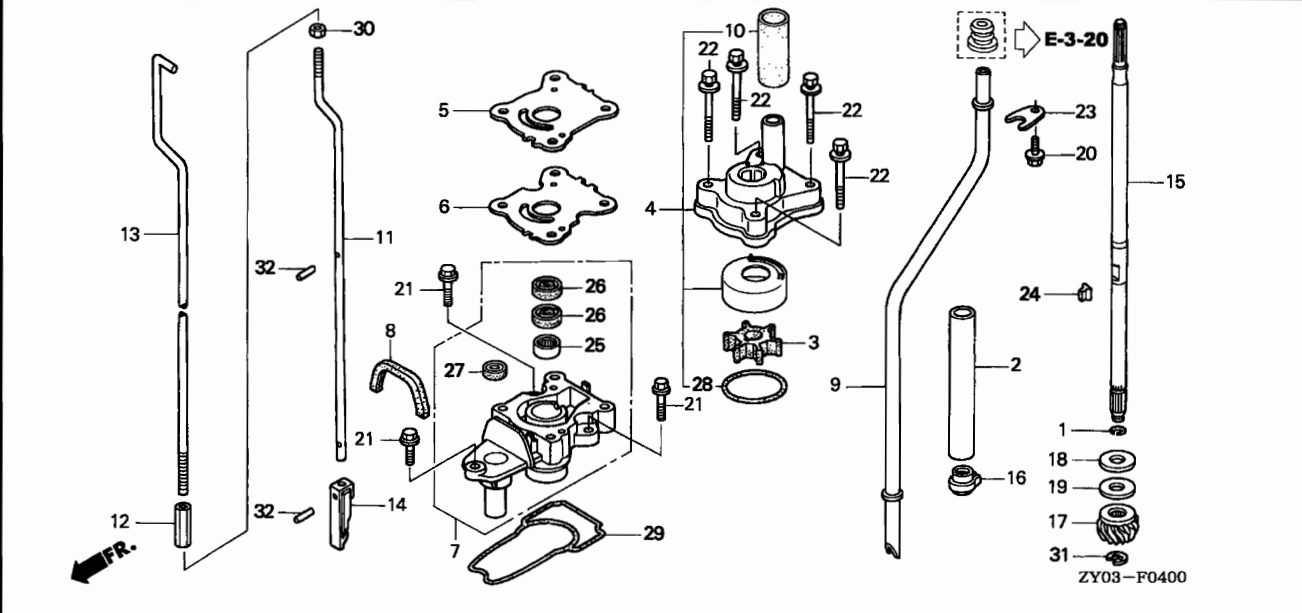
3

Ref. No.	Part No.	Description	Reqd. QTY		Serial No.	Parts catalogue code
			BF 15 D3	BF 20 D3		
1	41005-ZY1-000ZA	CASE ASSY., GEAR (S) *NH282MU*				
		OYSTER SILVER METALLIC-U	1	1	-----	----- SHC,SHD,SHE,SHG,SHSC,SHSD,SHSE,SHSG,SRC,SRD,SRE,SRG
	41005-ZY1-610ZA	CASE ASSY., GEAR (L) *NH282MU*				
		OYSTER SILVER METALLIC-U	1	1	-----	----- LHC,LHD,LHE,LHG,LHSC,LHSD,LHSE,LHSG,LRD,LRE,LRG

F-4

WATER PUMP/VERTICAL SHAFT

F 6



Service item	F.R.T.
COVER, IMPELLER	0.6
.GASKET, IMPELLER	
.HOUSING ASSY., IMPELLER	
.IMPELLER, PUMP	
.O-RING, 42.2X2.4	
.ROD B, SHIFT	
O-RING, WATER PUMP HOUSING ...	0.7
GEAR, PINION	1.0
.HOUSING COMP., WATER PUMP	
.SEAL, WATER, 15X24X5	
.SHAFT, VERTICAL	
ROD A, SHIFT	1.4

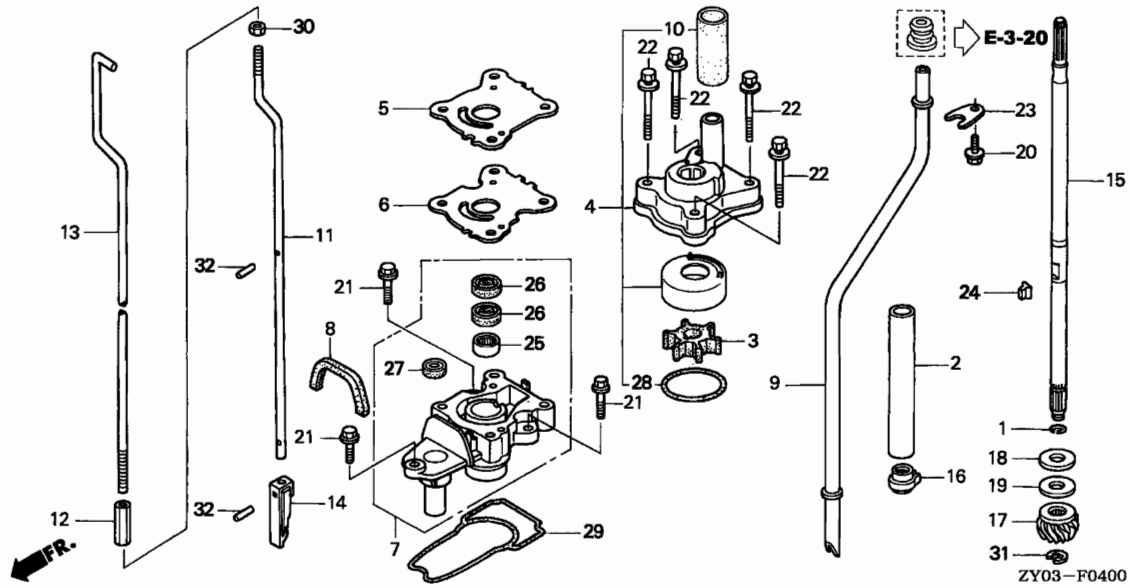
Ref. No.	Part No.	Description	Reqd. QTY		Serial No.	Parts catalogue code
			BF 15 D3	BF 20 D3		
1	12216-ZE2-300	CLIP, VALVE GUIDE	1	1		
2	15332-ZY1-000	GUIDE, OIL (S,L)	1	1		
3	19210-ZW9-A32	IMPELLER, PUMP	1	1		
4	19215-ZW9-000	HOUSING ASSY., IMPELLER	1	1		
5	19231-ZW9-000	COVER, IMPELLER	1	1		
6	19232-ZW9-000	GASKET, IMPELLER	1	1		
7	19240-ZY1-000	HOUSING COMP., WATER PUMP (S,L)	1	1		
8	19243-ZW9-000	GROMMET, WATER PUMP HOUSING	1	1		
9	19251-ZW9-000	TUBE, WATER (S)	1	1	-----	SHC, SHD, SHE, SHG, SHSC, SHSD, SHSE, SHSG, SRC, SRD, SRE, SRG
	19251-ZW9-630	TUBE, WATER (L)	1	1	-----	LHC, LHD, LHE, LHG, LHSC, LHSD, LHSE, LHSG, LRD, LRE, LRG
10	19253-ZW9-000	RING, WATER TUBE SEAL	1	1		
11	24311-ZW9-300	ROD B, SHIFT (S)	1	1	-----	SHC, SHD, SHE, SHG, SHSC, SHSD, SHSE, SHSG, SRC, SRD, SRE, SRG
	24311-ZW9-630	ROD B, SHIFT (L)	1	1	-----	LHC, LHD, LHE, LHG, LHSC, LHSD, LHSE, LHSG, LRD, LRE, LRG
12	24312-ZV7-000	JOINT, SHIFT ROD	1	1		
13	24320-ZW9-000	ROD A, SHIFT (S)	1	1	-----	SHC, SHD, SHE, SHG, SHSC, SHSD, SHSE, SHSG, SRC, SRD, SRE, SRG
	24320-ZW9-630	ROD A, SHIFT (L)	1	1	-----	LHC, LHD, LHE, LHG, LHSC, LHSD, LHSE, LHSG, LRD, LRE, LRG
14	24341-ZW9-300	ROD, PUSH	1	1		
15	41112-ZY1-000	SHAFT, VERTICAL (S)	1	1	-----	SHC, SHD, SHE, SHG, SHSC, SHSD, SHSE, SHSG, SRC, SRD, SRE, SRG
	41112-ZY1-610	SHAFT, VERTICAL (L)	1	1	-----	LHC, LHD, LHE, LHG, LHSC, LHSD, LHSE, LHSG, LRD, LRE, LRG
16	41116-ZW9-A30	SLINGER, OIL (UL)	1	1		
17	41131-ZY1-000	GEAR, PINION	1	1		
18	41135-ZY1-000	WASHER A, THRUST BEARING	1	1		
19	41136-ZY1-000	WASHER B, THRUST BEARING	1	1		
	41137-ZY1-000	WASHER C, THRUST BEARING	1	1		
20	90102-ZW9-000	BOLT, FLANGE, 6X12	1	1		

3

F-4

WATER PUMP/VERTICAL SHAFT

F 7



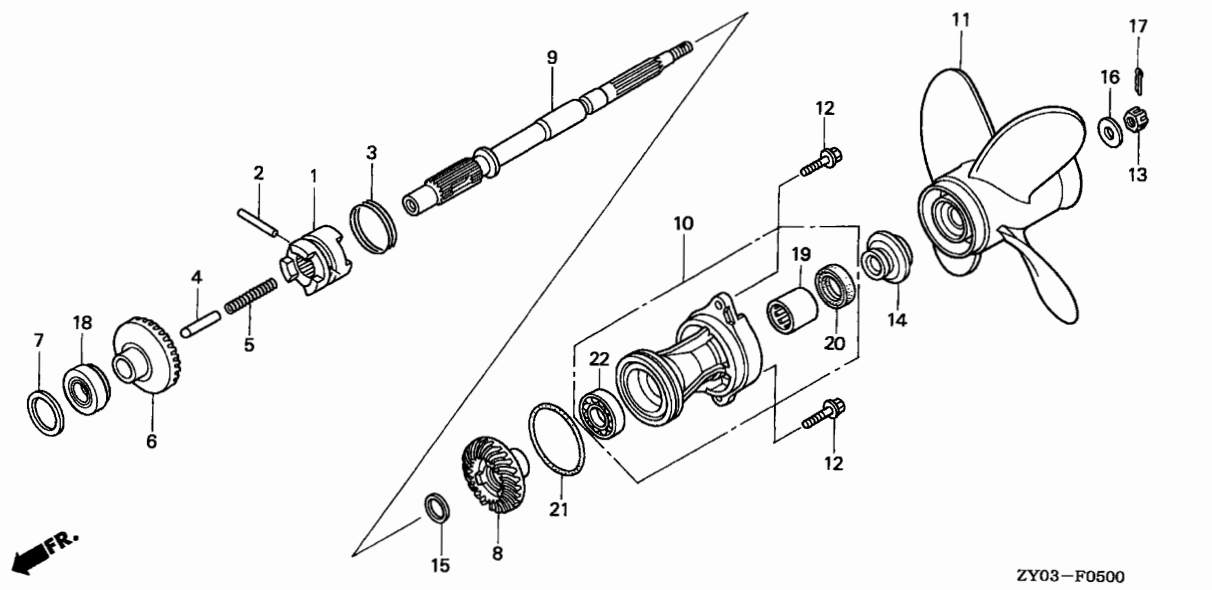
3

Ref. No.	Part No.	Description	Reqd. QTY		Serial No.	Parts catalogue code
			BF 15 D3	BF 20 D3		
21	90105-ZW9-000	BOLT, FLANGE, 6X20	3	3		
22	90121-ZW9-000	BOLT-WASHER, 6X50	4	4		
23	90515-ZW9-000	PLATE, WATER TUBE SETTING ...	1	1		
24	90752-ZW9-A30	KEY, WOODRUFF	1	1		
25	91052-ZV4-003	BEARING, NEEDLE, 15X21X12 ...	1	1		
26	91251-ZW9-003	SEAL, WATER, 15X24X5	2	2		
27	91253-ZW9-003	SEAL, WATER, 6MM	1	1		
28	91301-ZG3-000	O-RING, 42.2X2.4	1	1		
29	91351-ZW9-000	O-RING, WATER PUMP HOUSING ..	1	1		
30	94001-06490-0S	NUT, HEX., 6MM	1	1		
31	94540-08018	E-RING, 8MM	1	1		
32	96220-25118	ROLLER, 2.5X11.8	2	2		

F-5

PROPELLER SHAFT/PROPELLER

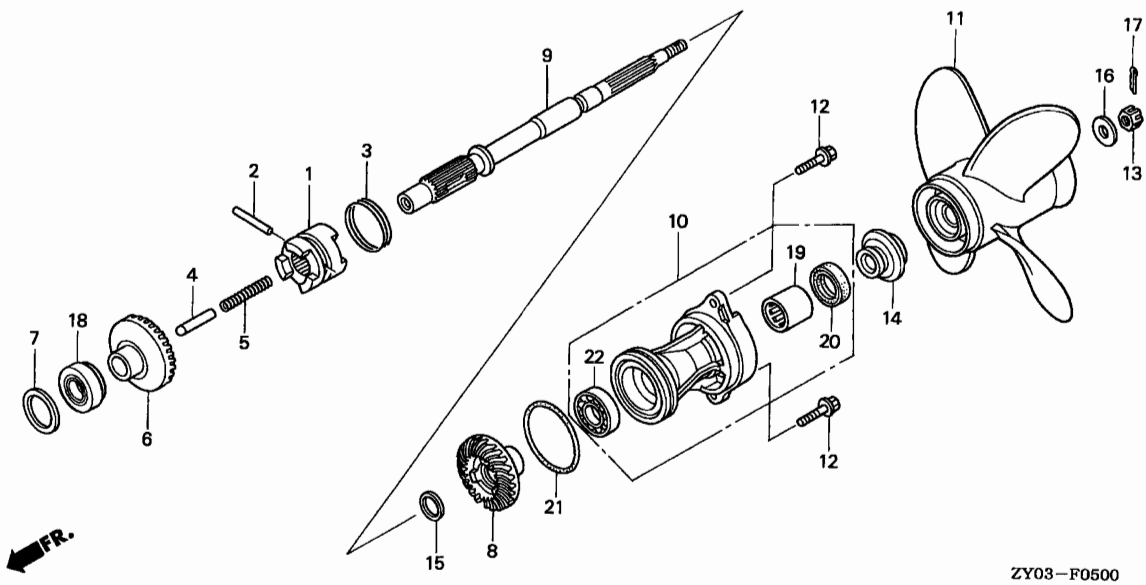
F 8



Service item	F.R.T.
PROPELLER COMP., FOUR BLADES	0.1
HOLDER ASSY., PROPELLER SHAFT	0.2
O-RING, 59.4X3.1	
GEAR, RR. BEVEL	0.3
BEARING, RADIAL BALL, 6005	0.4
SHAFT, PROPELLER	
SHIFTER, CLUTCH	
GEAR COMP., FR. BEVEL	1.0

Ref. No.	Part No.	Description	Reqd. QTY		Serial No.	Parts catalogue code
			BF 15 D3	BF 20 D3		
1	24101-ZW9-000	SHIFTER, CLUTCH	1	1		
2	24102-ZW9-000	PIN, SHIFTER, 4X30	1	1		
3	24103-ZV7-000	RING, CROSS PIN	1	1		
4	24122-ZW9-000	SLIDER, SHIFT	1	1		
5	24123-ZV1-300	SPRING, SHIFT	1	1		
6	41140-ZY1-000	GEAR COMP., FR. BEVEL	1	1		
7	41146-ZW9-000	SHIM A, 40MM	1	1		
	41147-ZW9-000	SHIM B, 40MM	1	1		
	41148-ZW9-000	SHIM C, 40MM	1	1		
	41149-ZW9-000	SHIM D, 40MM	1	1		
8	41151-ZY1-000	GEAR, RR. BEVEL	1	1		
9	41161-ZW9-000	SHAFT, PROPELLER	1	1		
10	41200-ZW9-000ZA	HOLDER ASSY., PROPELLER SHAFT				
	NH282MU					
	OYSTER SILVER METALLIC-U		1	1		
11	58130-ZW9-V01ZA	PROPELLER COMP., FOUR BLADES (9-1/4X7)				
	NH283	STIN GRAY	(1)	(1)		
	58130-ZW9-V11ZA	PROPELLER COMP., FOUR BLADES (9-1/4X8)				
	NH283	STIN GRAY	(1)	(1)		
	58130-ZW9-V21ZA	PROPELLER COMP., FOUR BLADES (9-1/4X9)				
	NH283	STIN GRAY	(1)	(1)		
	58130-ZW9-V31ZA	PROPELLER COMP., FOUR BLADES (9-1/4X10)				
	NH283	STIN GRAY	1	1		

3



ZY03-F0500

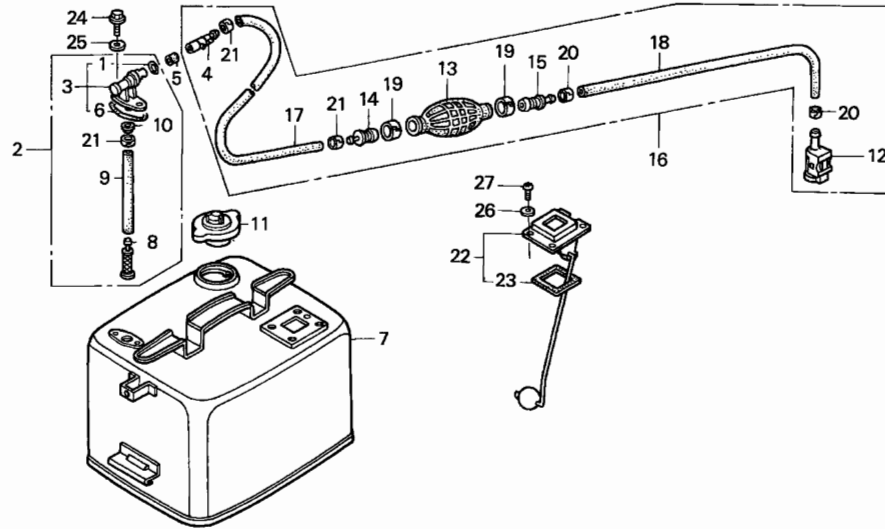
3

Ref. No.	Part No.	Description	Reqd. QTY		Serial No.	Parts catalogue code
			BF 15	BF 20		
			D3	D3		
11)	58130-ZW9-V41ZA	PROPELLER COMP., FOUR BLADES (9-1/4X11)	(1)	(1)		
		NH283.....STIN GRAY				
12	90105-ZW9-000	BOLT, FLANGE, 6X20	2	2		
13	90301-ZV4-000	NUT, CASTLE, 10MM	1	1		
14	90501-ZW9-000	WASHER, PROPELLER THRUST	1	1		
15	90503-ZW9-000	WASHER, 18MM	1	1		
16	90513-921-000	WASHER, 10MM	1	1		
17	90758-ZV4-000	PIN, SPLIT, 3MM	1	1		
18	91054-ZV5-003	BEARING, 25X47X15	1	1		
19	91072-KT7-003	BEARING, NEEDLE, 17X24X20	1	1		
20	91251-935-004	WATER SEAL, 17MM(NOK)	1	1		
21	91352-ZW9-000	O-RING, 59.4X3.1	1	1		
22	96100-60050-00	BEARING, RADIAL BALL, 6005	1	1		

F-6

FUEL TANK(STANDARD)

F10



ZY03-F0600

Service item

F.R.T.

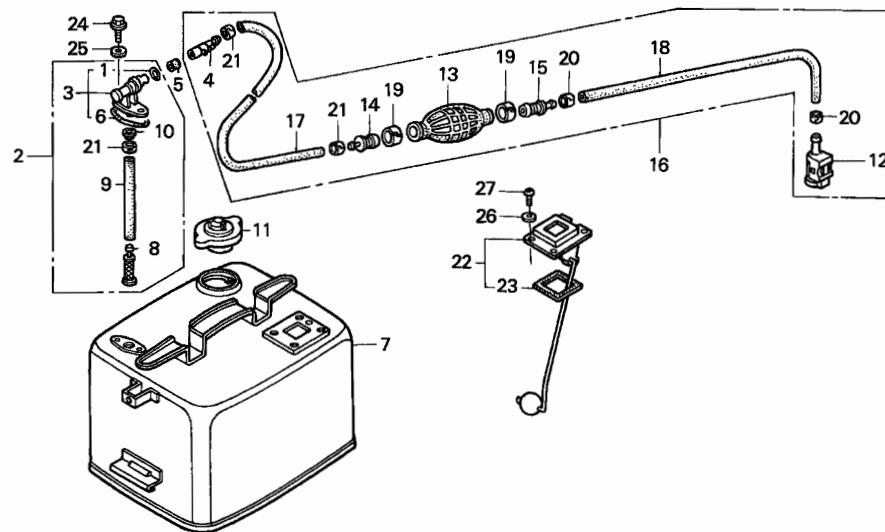
BULB, PRIMER	0.1
.JOINT A, FUEL CONSENT	
.METER ASSY., FUEL	
.TANK COMP., FUEL	
.TUBE, FUEL LONG	
.TUBE, FUEL SHORT	
.TUBE, INNER	
.VALVE COMP., OUTLET	

Ref. No.	Part No.	Description	Reqd. QTY		Serial No.	Parts catalogue code
			BF 15 D3	BF 20 D3		
1	16075-935-006	O-RING	1	1	-----	LHD,LHG,LHSD,LHSG,LRD,LRG,SHD,SHG,SHSD,SHSG,SRD,SRG
2	16900-881-010	JOINT COMP. A, FUEL	1	1	-----	LHD,LHG,LHSD,LHSG,LRD,LRG,SHD,SHG,SHSD,SHSG,SRD,SRG
3	16951-935-006	JOINT A, FUEL CONSENT	1	1	-----	LHD,LHG,LHSD,LHSG,LRD,LRG,SHD,SHG,SHSD,SHSG,SRD,SRG
4	16952-935-016	JOINT B, FUEL CONSENT	1	1	-----	LHD,LHG,LHSD,LHSG,LRD,LRG,SHD,SHG,SHSD,SHSG,SRD,SRG
5	16953-935-000	ABSORBER, FUEL	1	1	-----	LHD,LHG,LHSD,LHSG,LRD,LRG,SHD,SHG,SHSD,SHSG,SRD,SRG
6	16962-865-010	RING, COCK SEAL	1	1	-----	LHD,LHG,LHSD,LHSG,LRD,LRG,SHD,SHG,SHSD,SHSG,SRD,SRG
7	17500-881-C00ZA	TANK COMP., FUEL				
	17500-881-C40ZA	*R8*.....BRIGHT RED	1	1	-----	LHD,LHSD,LRD,SHD,SHSD,SRD
	17500-881-C00ZA	*R8*.....BRIGHT RED	1	1	-----	LHG,LHSG,LRG,SHG,SHSG,SRG
8	17583-881-000	FILTER, FUEL	1	1	-----	LHD,LHG,LHSD,LHSG,LRD,LRG,SHD,SHG,SHSD,SHSG,SRD,SRG
9	17611-935-000	TUBE, INNER	1	1	-----	LHD,LHG,LHSD,LHSG,LRD,LRG,SHD,SHG,SHSD,SHSG,SRD,SRG
10	17612-881-000	SEAL, INNER	1	1	-----	LHD,LHG,LHSD,LHSG,LRD,LRG,SHD,SHG,SHSD,SHSG,SRD,SRG
11	17620-881-053	CAP COMP., FUEL FILLER	1	1	-----	LHD,LHG,LHSD,LHSG,LRD,LRG,SHD,SHG,SHSD,SHSG,SRD,SRG
12	17650-ZW9-013	CONNECTOR ASSY., FUEL (A) ...	1	1	-----	LHD,LHG,LHSD,LHSG,LRD,LRG,SHD,SHG,SHSD,SHSG,SRD,SRG
13	17661-921-000	BULB, PRIMER	1	1	-----	LHD,LHG,LHSD,LHSG,LRD,LRG,SHD,SHG,SHSD,SHSG,SRD,SRG
14	17670-921-000	VALVE COMP., IN.	1	1	-----	LHD,LHG,LHSD,LHSG,LRD,LRG,SHD,SHG,SHSD,SHSG,SRD,SRG
15	17680-ZV4-000	VALVE COMP., OUTLET	1	1	-----	LHD,LHG,LHSD,LHSG,LRD,LRG,SHD,SHG,SHSD,SHSG,SRD,SRG
16	17700-ZW9-661	TUBE ASSY., FUEL	1	1	-----	LHD,LHG,LHSD,LHSG,LRD,LRG,SHD,SHG,SHSD,SHSG,SRD,SRG
17	17701-881-000	TUBE, FUEL LONG	1	1	-----	LHD,LHG,LHSD,LHSG,LRD,LRG,SHD,SHG,SHSD,SHSG,SRD,SRG
18	17702-ZV4-000	TUBE, FUEL SHORT	1	1	-----	LHD,LHG,LHSD,LHSG,LRD,LRG,SHD,SHG,SHSD,SHSG,SRD,SRG
19	17703-921-000	BAND, TUBE CLIP, 20MM	2	2	-----	LHD,LHG,LHSD,LHSG,LRD,LRG,SHD,SHG,SHSD,SHSG,SRD,SRG
20	17704-ZV4-000	BAND, TUBE CLIP, 12.5MM	2	2	-----	LHD,LHG,LHSD,LHSG,LRD,LRG,SHD,SHG,SHSD,SHSG,SRD,SRG
21	17704-921-000	BAND, TUBE CLIP, 11MM	3	3	-----	LHD,LHG,LHSD,LHSG,LRD,LRG,SHD,SHG,SHSD,SHSG,SRD,SRG
22	17800-ZV1-611	METER ASSY., FUEL	1	1	-----	LHD,LHG,LHSD,LHSG,LRD,LRG,SHD,SHG,SHSD,SHSG,SRD,SRG
23	17803-GC3-003	PACKING, FUEL METER	1	1	-----	LHD,LHG,LHSD,LHSG,LRD,LRG,SHD,SHG,SHSD,SHSG,SRD,SRG

F-6

FUEL TANK(STANDARD)

F11



ZY03-F0600

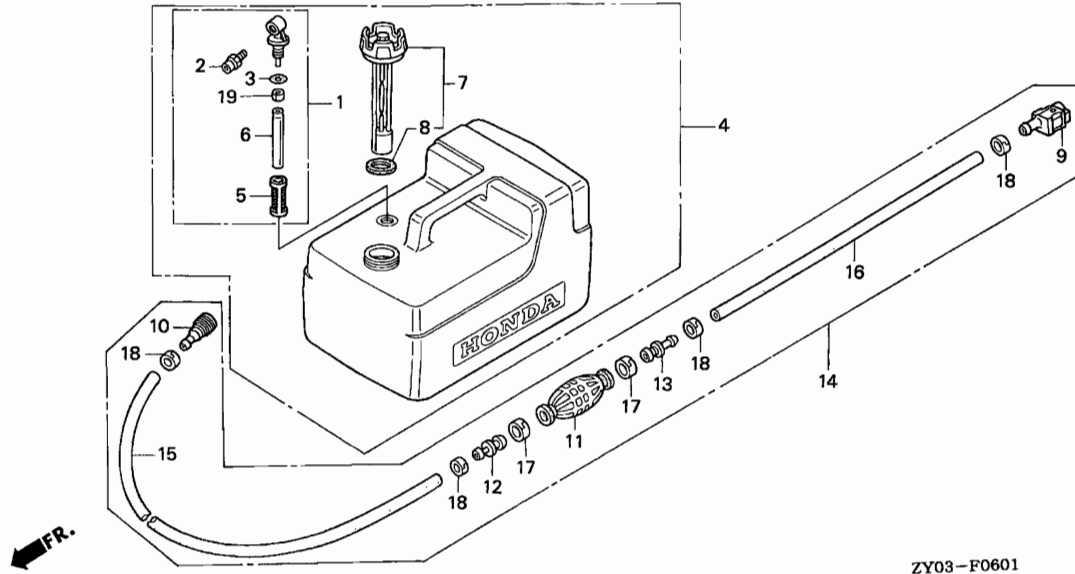
3

Ref. No.	Part No.	Description	Reqd. QTY		Serial No.	Parts catalogue code
			BF 15 D3	BF 20 D3		
24	90120-881-000	BOLT, FLANGE, 6X16	2	2	-----	LHD,LHG,LHSD,LHSG,LRD,LRG,SHD,SHG,SHSD,SHSG,SRD,SRG
25	90445-700-000	PACKING, FIBER, 6MM	2	2	-----	LHD,LHG,LHSD,LHSG,LRD,LRG,SHD,SHG,SHSD,SHSG,SRD,SRG
26	90540-881-000	PACKING, FIBER, 5MM	4	4	-----	LHD,LHG,LHSD,LHSG,LRD,LRG,SHD,SHG,SHSD,SHSG,SRD,SRG
27	93500-05010-4J	SCREW, PAN, 5X10	4	4	-----	LHD,LHG,LHSD,LHSG,LRD,LRG,SHD,SHG,SHSD,SHSG,SRD,SRG

F-6-1

FUEL TANK(PLASTICS)

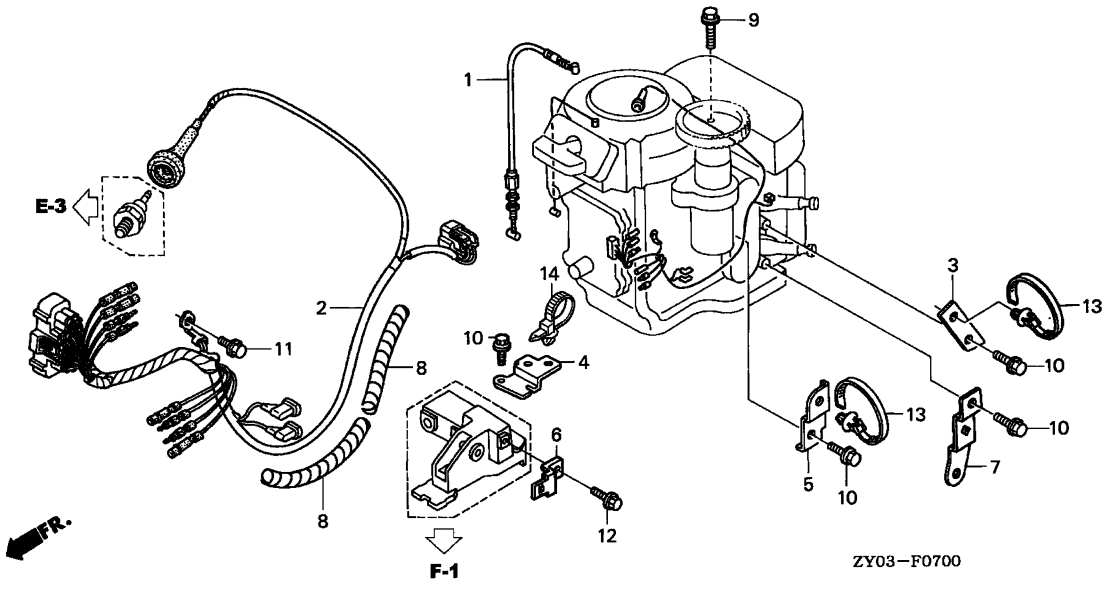
F12



Service item	F.R.T.
BULB, PRIMER	0.1
.CONNECTOR COMP., FUEL	
.FILTER, FUEL	
.O-RING	
.PACKING, FUEL CAP	
.TANK ASSY., FUEL	
.TUBE	
.TUBE, FUEL LONG	
.TUBE, FUEL SHORT	
.VALVE COMP., IN.	
.VALVE COMP., OUTLET	

Ref. No.	Part No.	Description	Reqd. QTY		Serial No.	Parts catalogue code
			BF 15 D3	BF 20 D3		
1	16900-ZV4-A21	JOINT ASSY., FUEL	1	1	-----	LHC,LHE,LHSC,LHSE,LRE,SHC,SHE,SHSC,SHSE,SRC,SRE
2	16977-ZV5-A00	FITTING, QUICK DISCONNECT ...	1	1	-----	LHC,LHE,LHSC,LHSE,LRE,SHC,SHE,SHSC,SHSE,SRC,SRE
3	16979-ZV5-900	O-RING	1	1	-----	LHC,LHE,LHSC,LHSE,LRE,SHC,SHE,SHSC,SHSE,SRC,SRE
4	17500-ZV4-A21	TANK ASSY., FUEL	1	1	-----	LHC,LHE,LHSC,LHSE,LRE,SHC,SHE,SHSC,SHSE,SRC,SRE
5	17583-ZV5-900	FILTER, FUEL	1	1	-----	LHC,LHE,LHSC,LHSE,LRE,SHC,SHE,SHSC,SHSE,SRC,SRE
6	17611-ZV4-A20	TUBE	1	1	-----	LHC,LHE,LHSC,LHSE,LRE,SHC,SHE,SHSC,SHSE,SRC,SRE
7	17620-ZV4-A20	CAP COMP., FUEL FILLER	1	1	-----	LHC,LHE,LHSC,LHSE,LRE,SHC,SHE,SHSC,SHSE,SRC,SRE
8	17624-ZV4-A20	PACKING, FUEL CAP	1	1	-----	LHC,LHE,LHSC,LHSE,LRE,SHC,SHE,SHSC,SHSE,SRC,SRE
9	17650-ZW9-013	CONNECTOR ASSY., FUEL (A) ...	1	1	-----	LHC,LHE,LHSC,LHSE,LRE,SHC,SHE,SHSC,SHSE,SRC,SRE
10	17660-ZW9-003	CONNECTOR COMP., FUEL	1	1	-----	LHC,LHE,LHSC,LHSE,LRE,SHC,SHE,SHSC,SHSE,SRC,SRE
11	17661-921-000	BULB, PRIMER	1	1	-----	LHC,LHE,LHSC,LHSE,LRE,SHC,SHE,SHSC,SHSE,SRC,SRE
12	17665-ZV5-000	VALVE COMP., IN.	1	1	-----	LHC,LHE,LHSC,LHSE,LRE,SHC,SHE,SHSC,SHSE,SRC,SRE
13	17680-ZV4-000	VALVE COMP., OUTLET	1	1	-----	LHC,LHE,LHSC,LHSE,LRE,SHC,SHE,SHSC,SHSE,SRC,SRE
14	17700-ZW9-010	TUBE ASSY., FUEL	1	1	-----	LHC,LHE,LHSC,LHSE,LRE,SHC,SHE,SHSC,SHSE,SRC,SRE
15	17701-ZV5-000	TUBE, FUEL LONG (7.5X2000) ..	1	1	-----	LHC,LHE,LHSC,LHSE,LRE,SHC,SHE,SHSC,SHSE,SRC,SRE
16	17702-ZV4-000	TUBE, FUEL SHORT	1	1	-----	LHC,LHE,LHSC,LHSE,LRE,SHC,SHE,SHSC,SHSE,SRC,SRE
17	17703-921-000	BAND, TUBE CLIP, 20MM	2	2	-----	LHC,LHE,LHSC,LHSE,LRE,SHC,SHE,SHSC,SHSE,SRC,SRE
18	17704-ZV4-000	BAND, TUBE CLIP, 12.5MM	4	4	-----	LHC,LHE,LHSC,LHSE,LRE,SHC,SHE,SHSC,SHSE,SRC,SRE
19	17704-ZV5-900	BAND, TUBE CLIP	1	1	-----	LHC,LHE,LHSC,LHSE,LRE,SHC,SHE,SHSC,SHSE,SRC,SRE

3



Service item	F.R.T.
CABLE COMP., NEUTRAL STARTING	0.3
HARNESS ASSY., WIRE	0.8

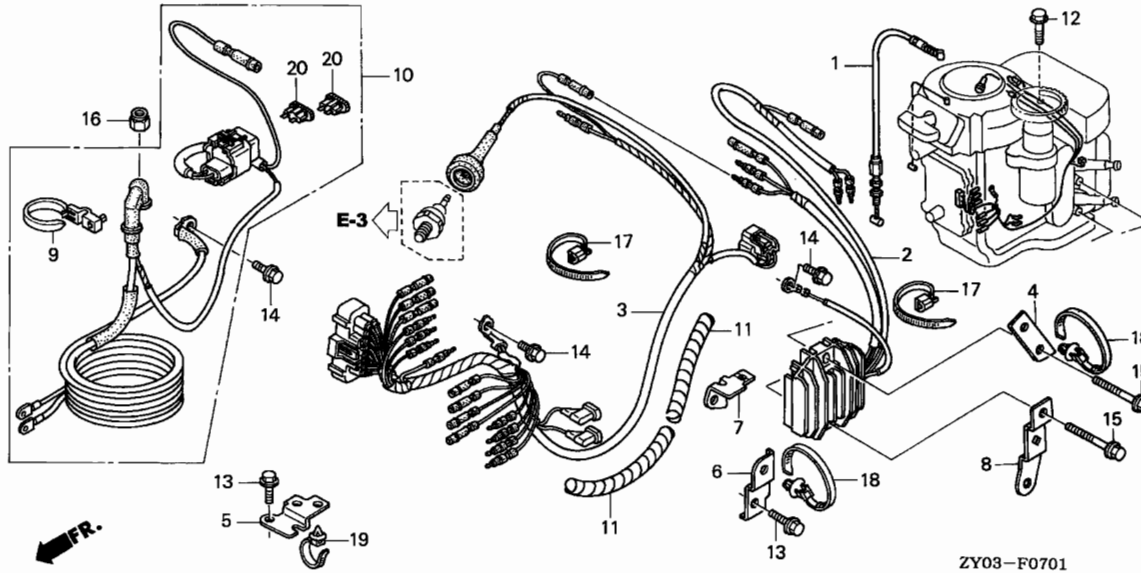


Ref. No.	Part No.	Description	Reqd. QTY		Serial No.	Parts catalogue code
			BF 15 D3	BF 20 D3		
1	17940-ZW9-000	CABLE COMP., NEUTRAL STARTING	1	1	-----	LHC,LHD,LHE,LHG,SHC,SHD,SHE,SHG
2	32100-ZY1-000	HARNESS ASSY., WIRE	1	1	-----	LHC,LHD,LHE,LHG,SHC,SHD,SHE,SHG
3	32103-ZW9-000	BRACKET, CLIP F	1	1	-----	LHC,LHD,LHE,LHG,SHC,SHD,SHE,SHG
4	32112-ZW9-000	BRACKET, STARTER CABLE	1	1	-----	LHC,LHD,LHE,LHG,SHC,SHD,SHE,SHG
5	32114-ZW9-730	BRACKET, CLIP B	1	1	-----	LHC,LHD,LHE,LHG,SHC,SHD,SHE,SHG
6	32117-ZW9-000	BRACKET, COUPLER D	1	1	-----	LHC,LHD,LHE,LHG,SHC,SHD,SHE,SHG
7	32118-ZW9-730	BRACKET, CLIP E	1	1	-----	LHC,LHD,LHE,LHG,SHC,SHD,SHE,SHG
8	36104-ZW9-003	TUBE, SPIRAL A	2	2	-----	LHC,LHD,LHE,LHG,SHC,SHD,SHE,SHG
9	90005-ZW9-000	BOLT, FLANGE, 6X20	1	1	-----	LHC,LHD,LHE,LHG,SHC,SHD,SHE,SHG
10	90011-ZW9-000	BOLT, FLANGE, 6X14(CT200) ...	4	4	-----	LHC,LHD,LHE,LHG,SHC,SHD,SHE,SHG
11	90013-ZW9-000	BOLT, FLANGE, 6X12	1	1	-----	LHC,LHD,LHE,LHG,SHC,SHD,SHE,SHG
12	90102-ZW9-000	BOLT, FLANGE, 6X12	1	1	-----	LHC,LHD,LHE,LHG,SHC,SHD,SHE,SHG
13	91540-S30-003	CLIP, HARNESS BAND (NATURAL) (151.5MM)	2	2	-----	LHC,LHD,LHE,LHG,SHC,SHD,SHE,SHG
14	91567-SED-003	BAND, WIRE HARNESS (WHITE) (93.5MM)	1	1	-----	LHC,LHD,LHE,LHG,SHC,SHD,SHE,SHG

F-7-1

WIRE HARNESS/REGULATOR/STARTER CABLE(2)

F14



Service item	F.R.T.
FUSE, BLADE	0.1
CABLE ASSY., STARTER	0.2
CABLE COMP., NEUTRAL STARTING	0.3
RECTIFIER ASSY., REGULATOR	0.4
HARNESS ASSY., WIRE	0.8

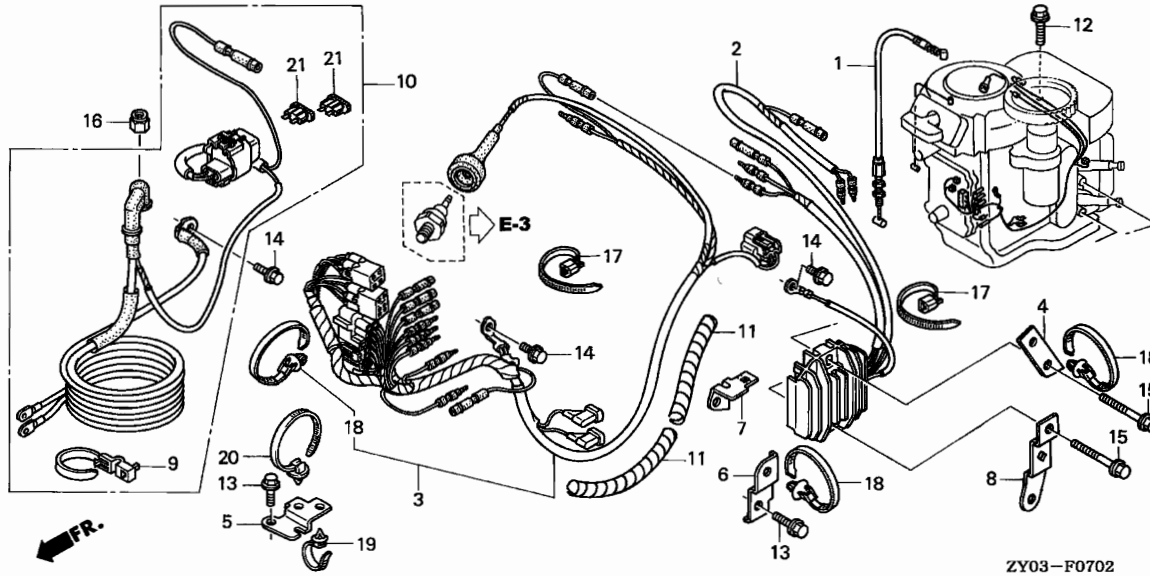
Ref. No.	Part No.	Description	Reqd. QTY		Serial No.	Parts catalogue code
			BF 15 D3	BF 20 D3		
1	17940-ZW9-000	CABLE COMP., NEUTRAL STARTING	1	1	-----	LHSC,LHSD,LHSE,LHSG,SHSC,SHSD,SHSE,SHSG
2	31750-ZY1-731	RECTIFIER ASSY., REGULATOR ..	1	1	-----	LHSC,LHSD,LHSE,LHSG,SHSC,SHSD,SHSE,SHSG
3	32100-ZY1-700	HARNESS ASSY., WIRE (SELF STARTER)	1	1	-----	LHSC,LHSD,LHSE,LHSG,SHSC,SHSD,SHSE,SHSG
4	32103-ZW9-000	BRACKET, CLIP F	1	1	-----	LHSC,LHSD,LHSE,LHSG,SHSC,SHSD,SHSE,SHSG
5	32112-ZW9-000	BRACKET, STARTER CABLE	1	1	-----	LHSC,LHSD,LHSE,LHSG,SHSC,SHSD,SHSE,SHSG
6	32114-ZW9-730	BRACKET, CLIP B	1	1	-----	LHSC,LHSD,LHSE,LHSG,SHSC,SHSD,SHSE,SHSG
7	32115-ZW9-000	BRACKET, FUSE CASE	1	1	-----	LHSC,LHSD,LHSE,LHSG,SHSC,SHSD,SHSE,SHSG
8	32118-ZW9-730	BRACKET, CLIP E	1	1	-----	LHSC,LHSD,LHSE,LHSG,SHSC,SHSD,SHSE,SHSG
9	32121-HA0-003	BAND, CORD	1	1	-----	LHSC,LHSD,LHSE,LHSG,SHSC,SHSD,SHSE,SHSG
10	32410-ZY1-730	CABLE ASSY., STARTER	1	1	-----	LHSC,LHSD,LHSE,LHSG,SHSC,SHSD,SHSE,SHSG
11	36104-ZW9-003	TUBE, SPIRAL A	2	2	-----	LHSC,LHSD,LHSE,LHSG,SHSC,SHSD,SHSE,SHSG
12	90005-ZW9-000	BOLT, FLANGE, 6X20	1	1	-----	LHSC,LHSD,LHSE,LHSG,SHSC,SHSD,SHSE,SHSG
13	90011-ZW9-000	BOLT, FLANGE, 6X14(CT200) ...	2	2	-----	LHSC,LHSD,LHSE,LHSG,SHSC,SHSD,SHSE,SHSG
14	90013-ZW9-000	BOLT, FLANGE, 6X12	3	3	-----	LHSC,LHSD,LHSE,LHSG,SHSC,SHSD,SHSE,SHSG
15	90114-ZW9-000	BOLT, FLANGE, 6X26(CT200) ...	2	2	-----	LHSC,LHSD,LHSE,LHSG,SHSC,SHSD,SHSE,SHSG
16	90204-ZY1-003	NUT, LOCK, 6MM	1	1	-----	LHSC,LHSD,LHSE,LHSG,SHSC,SHSD,SHSE,SHSG
17	90650-ZY1-003	CABLE, TIE	2	2	-----	LHSC,LHSD,LHSE,LHSG,SHSC,SHSD,SHSE,SHSG
18	91540-S30-003	CLIP, HARNESS BAND (NATURAL) (151.5MM)	2	2	-----	LHSC,LHSD,LHSE,LHSG,SHSC,SHSD,SHSE,SHSG
19	91547-SF4-003	BAND, WIRE HARNESS (BLUE) (123.5MM)	1	1	-----	LHSC,LHSD,LHSE,LHSG,SHSC,SHSD,SHSE,SHSG
20	98200-32000	FUSE, BLADE (20A)	2	2	-----	LHSC,LHSD,LHSE,LHSG,SHSC,SHSD,SHSE,SHSG

3

F-7-2

WIRE HARNESS/REGULATOR/STARTER CABLE(3)

F15



Service item	F.R.T.
FUSE, BLADE	0.1
CABLE ASSY., STARTER	0.2
CABLE COMP., NEUTRAL STARTING	0.3
RECTIFIER ASSY., REGULATOR ...	0.4
HARNESS ASSY., WIRE	0.8

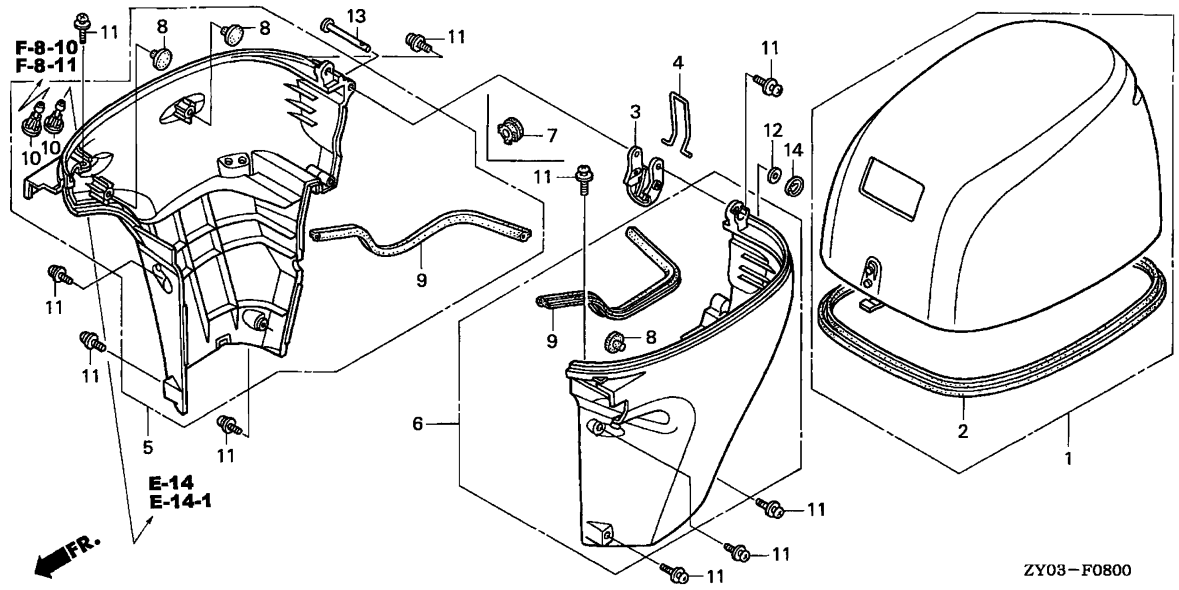


Ref. No.	Part No.	Description	Reqd. QTY		Serial No.	Parts catalogue code
			BF 15 D3	BF 20 D3		
1	17940-ZW9-000	CABLE COMP., NEUTRAL STARTING	1	1	-----	LRD,LRE,LRG,SRC,SRD,SRE,SRG
2	31750-ZY1-731	RECTIFIER ASSY., REGULATOR	1	1	-----	LRD,LRE,LRG,SRC,SRD,SRE,SRG
3	32100-ZY1-810	HARNESS ASSY., WIRE (REMOTE CONTROL)	1	1	-----	LRD,LRE,LRG,SRC,SRD,SRE,SRG
4	32103-ZW9-000	BRACKET, CLIP F	1	1	-----	LRD,LRE,LRG,SRC,SRD,SRE,SRG
5	32112-ZW9-000	BRACKET, STARTER CABLE	1	1	-----	LRD,LRE,LRG,SRC,SRD,SRE,SRG
6	32114-ZW9-730	BRACKET, CLIP B	1	1	-----	LRD,LRE,LRG,SRC,SRD,SRE,SRG
7	32115-ZW9-000	BRACKET, FUSE CASE	1	1	-----	LRD,LRE,LRG,SRC,SRD,SRE,SRG
8	32118-ZW9-730	BRACKET, CLIP E	1	1	-----	LRD,LRE,LRG,SRC,SRD,SRE,SRG
9	32121-HA0-003	BAND, CORD	1	1	-----	LRD,LRE,LRG,SRC,SRD,SRE,SRG
10	32410-ZY1-730	CABLE ASSY., STARTER	1	1	-----	LRD,LRE,LRG,SRC,SRD,SRE,SRG
11	36104-ZW9-003	TUBE, SPIRAL A	2	2	-----	LRD,LRE,LRG,SRC,SRD,SRE,SRG
12	90005-ZW9-000	BOLT, FLANGE, 6X20	1	1	-----	LRD,LRE,LRG,SRC,SRD,SRE,SRG
13	90011-ZW9-000	BOLT, FLANGE, 6X14(CT200)	2	2	-----	LRD,LRE,LRG,SRC,SRD,SRE,SRG
14	90013-ZW9-000	BOLT, FLANGE, 6X12	3	3	-----	LRD,LRE,LRG,SRC,SRD,SRE,SRG
15	90114-ZW9-000	BOLT, FLANGE, 6X26(CT200)	2	2	-----	LRD,LRE,LRG,SRC,SRD,SRE,SRG
16	90204-ZY1-003	NUT, LOCK, 6MM	1	1	-----	LRD,LRE,LRG,SRC,SRD,SRE,SRG
17	90650-ZY1-003	CABLE, TIE	2	2	-----	LRD,LRE,LRG,SRC,SRD,SRE,SRG
18	91540-S30-003	CLIP, HARNESS BAND (NATURAL) (151.5MM)	3	3	-----	LRD,LRE,LRG,SRC,SRD,SRE,SRG
19	91547-SF4-003	BAND, WIRE HARNESS (BLUE) (123.5MM)	1	1	-----	LRD,LRE,LRG,SRC,SRD,SRE,SRG
20	91567-SE0-003	BAND, WIRE HARNESS (WHITE) (93.5MM)	1	1	-----	LRD,LRE,LRG,SRC,SRD,SRE,SRG
21	98200-32000	FUSE, BLADE (20A)	2	2	-----	LRD,LRE,LRG,SRC,SRD,SRE,SRG

F-8

ENGINE COVER

F16



Service item	F.R.T.
COVER COMP., ENGINE	0.1
.COVER COMP., L. ENGINE UNDER	
.COVER COMP., R. ENGINE UNDER	
.LEVER, FASTENER	
.SEAL, ENGINE COVER	

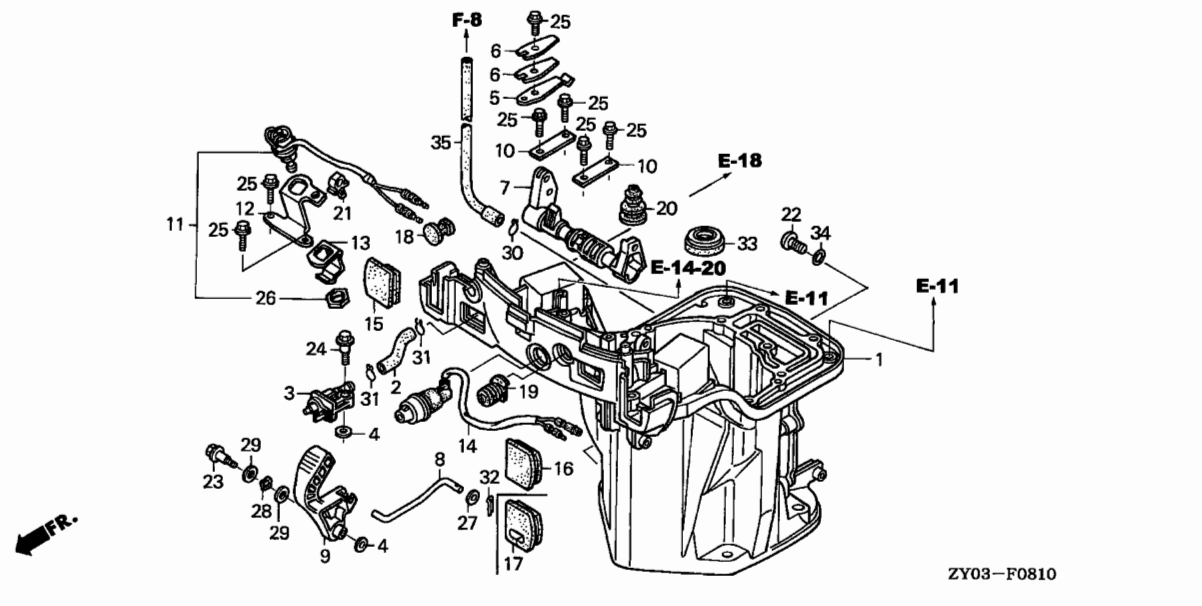
Ref. No.	Part No.	Description	Reqd. QTY		Serial No.	Parts catalogue code
			BF 15 D3	BF 20 D3		
1	63100-ZY1-000ZA	COVER COMP., ENGINE *NH282MU*	1	1		
		OYSTER SILVER METALLIC-U	1	1		
2	63102-ZY1-300	SEAL, ENGINE COVER	1	1		
3	63232-ZW9-010	LEVER, FASTENER	1	1		
4	63236-ZW9-010	WIRE, FASTENER (3.2)	1	1		
5	63710-ZY1-N00	COVER COMP., R. ENGINE UNDER (E/M)	1	1	-----	LHG,LHSG,LRG,SHG,SHSG,SRG
	63710-ZY1-000ZA	COVER COMP., R. UNDER ENGINE *NH282MU*	1	1	-----	LHC,LHD,LHE,LHSC,LHSD,LHSE,LRD,LRE,SHC,SHD,SHE,SHSC,SHSD,SHSE,SRC,SRD
		OYSTER SILVER METALLIC-U	1	1	-----	SRE
6	63715-ZY1-N00	COVER COMP., L. ENGINE UNDER (E/M)	1	1	-----	LHG,LHSG,LRG,SHG,SHSG,SRG
	63715-ZY1-000ZA	COVER COMP., L. UNDER ENGINE *NH282MU*	1	1	-----	LHC,LHD,LHE,LHSC,LHSD,LHSE,LRD,LRE,SHC,SHD,SHE,SHSC,SHSD,SHSE,SRC,SRD
		OYSTER SILVER METALLIC-U	1	1	-----	SRE
7	63717-ZW9-680	GROMMET, ENGINE UNDER COVER .	1	1	-----	LHG,LHSG,LRG,SHG,SHSG,SRG
8	63718-ZW9-000	RUBBER, CUSHION	3	3		
9	63719-ZW9-000	SEAL, UNDER COVER	2	2		
10	82873-ZV5-000	GROMMET, WATER CHECK	2	2		
11	90181-ZW9-000	SCREW-WASHER, 5X10	10	10		
12	90502-ZV4-000	WASHER, PLAIN, 5MM	1	1		
13	90754-ZW9-000	PIN, 5X47	1	1		
14	91452-ZW9-000	RING, STOPPER	1	1		

3

F-8-10

OIL CASE/SHIFT SHAFT(HANDLE SPECIFICATION)

G 1



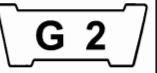
Service item	F.R.T.
CONNECTOR ASSY., FUEL	0.1
.LEVER, SHIFT	
LAMP ASSY., INDICATOR	0.2
.ROD, LINK	
.SWITCH ASSY., NEUTRAL	
SHAFT, SHIFT	1.0
CASE, OIL	*2.5

3

Ref. No.	Part No.	Description	Reqd. QTY		Serial No.	Parts catalogue code
			BF 15 D3	BF 20 D3		
1	11321-ZY1-405ZA	CASE, OIL (000) *NH282MU* OYSTER SILVER METALLIC-U	1	1	-----	LHC,LHD,LHE,LHG,LHSC,LHSD,LHSE,LHSG,SHC,SHD,SHE,SHG,SHSC,SHSD,SHSE,SHSG
2	16851-ZW9-000	TUBE A, FUEL	1	1	-----	LHC,LHD,LHE,LHG,LHSC,LHSD,LHSE,LHSG,SHC,SHD,SHE,SHG,SHSC,SHSD,SHSE,SHSG
3	17710-ZW9-033	CONNECTOR ASSY., FUEL (B)	1	1	-----	LHC,LHD,LHE,LHG,LHSC,LHSD,LHSE,LHSG,SHC,SHD,SHE,SHG,SHSC,SHSD,SHSE,SHSG
4	17936-921-000	WASHER, PIVOT	2	2	-----	LHC,LHD,LHE,LHG,LHSC,LHSD,LHSE,LHSG,SHC,SHD,SHE,SHG,SHSC,SHSD,SHSE,SHSG
5	24218-ZW9-000	SPRING, CLICK	1	1	-----	LHC,LHD,LHE,LHG,LHSC,LHSD,LHSE,LHSG,SHC,SHD,SHE,SHG,SHSC,SHSD,SHSE,SHSG
6	24221-ZW9-000	SPRING, CLICK ASSIST	2	2	-----	LHC,LHD,LHE,LHG,LHSC,LHSD,LHSE,LHSG,SHC,SHD,SHE,SHG,SHSC,SHSD,SHSE,SHSG
7	24611-ZW9-000	SHAFT, SHIFT	1	1	-----	LHC,LHD,LHE,LHG,LHSC,LHSD,LHSE,LHSG,SHC,SHD,SHE,SHG,SHSC,SHSD,SHSE,SHSG
8	24613-ZW9-000	ROD, LINK	1	1	-----	LHC,LHD,LHE,LHG,LHSC,LHSD,LHSE,LHSG,SHC,SHD,SHE,SHG,SHSC,SHSD,SHSE,SHSG
9	24614-ZW9-010	LEVER, SHIFT	1	1	-----	LHC,LHD,LHE,LHG,LHSC,LHSD,LHSE,LHSG,SHC,SHD,SHE,SHG,SHSC,SHSD,SHSE,SHSG
10	24626-ZW9-000	PLATE, SHIFT SHAFT	2	2	-----	LHC,LHD,LHE,LHG,LHSC,LHSD,LHSE,LHSG,SHC,SHD,SHE,SHG,SHSC,SHSD,SHSE,SHSG
11	35470-ZY1-731	SWITCH ASSY., NEUTRAL	1	1	-----	LHSC,LHSD,LHSE,LHSG,SHSC,SHSD,SHSE,SHSG
12	35476-ZW9-730	BRACKET, NEUTRAL SWITCH	1	1	-----	LHSC,LHSD,LHSE,LHSG,SHSC,SHSD,SHSE,SHSG
13	35618-ZV5-000	PLATE, NEUTRAL SWITCH	1	1	-----	LHSC,LHSD,LHSE,LHSG,SHSC,SHSD,SHSE,SHSG
14	37210-ZY1-003	LAMP ASSY., INDICATOR	1	1	-----	LHC,LHD,LHE,LHG,LHSC,LHSD,LHSE,LHSG,SHC,SHD,SHE,SHG,SHSC,SHSD,SHSE,SHSG

F-8-10

OIL CASE/SHIFT SHAFT(HANDLE SPECIFICATION)



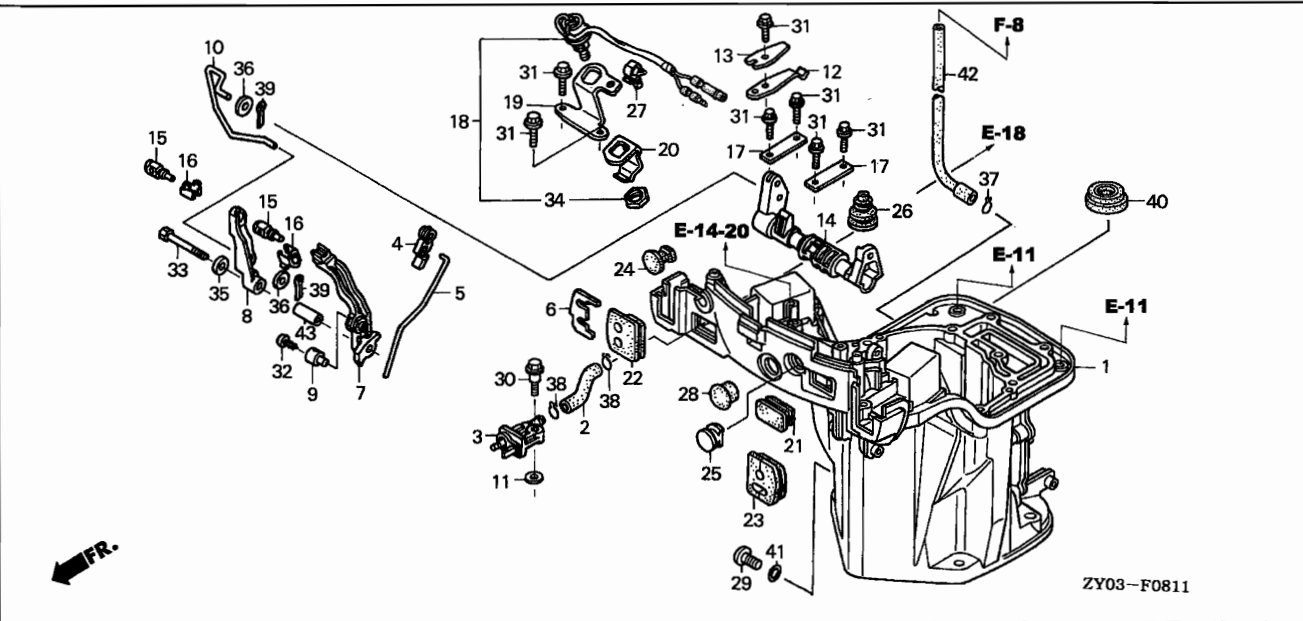
Ref. No.	Part No.	Description	Reqd. QTY		Serial No.	Parts catalogue code
			BF 15 D3	BF 20 D3		
15	40105-ZW9-010	GROMMET A, OIL CASE	1	1	-----	LHC,LHD,LHE,LHG,LHSC,LHSD,LHSE,LHSG,SHC,SHD,SHE,SHG,SHSC,SHSD,SHSE SHSG
16	40106-ZW9-630	GROMMET B, OIL CASE	1	1	-----	LHC,LHD,LHE,LHG,SHC,SHD,SHE,SHG
17	40106-ZW9-730	GROMMET B, OIL CASE	1	1	-----	LHSC,LHSD,LHSE,LHSG,SHSC,SHSD,SHSE,SHSG
18	40107-ZW9-720	GROMMET F, OIL CASE	1	1	-----	LHSC,LHSD,LHSE,LHSG,SHSC,SHSD,SHSE,SHSG
19	40108-ZW9-000	GROMMET D, OIL CASE	1	1	-----	LHC,LHD,LHE,LHG,LHSC,LHSD,LHSE,LHSG,SHC,SHD,SHE,SHG,SHSC,SHSD,SHSE SHSG
20	40109-ZW9-000	GROMMET E, OIL CASE	1	1	-----	LHC,LHD,LHE,LHG,LHSC,LHSD,LHSE,LHSG,SHC,SHD,SHE,SHG,SHSC,SHSD,SHSE SHSG
21	46391-VM0-003	CLIP, BRAKE PIPE (A)	1	1	-----	LHSC,LHSD,LHSE,LHSG,SHSC,SHSD,SHSE,SHSG
22	90101-ZW9-003	BOLT, OIL CHECK	1	1	-----	LHC,LHD,LHE,LHG,LHSC,LHSD,LHSE,LHSG,SHC,SHD,SHE,SHG,SHSC,SHSD,SHSE SHSG
23	90105-ZV1-000	BOLT, REVERSE LOCK	1	1	-----	LHC,LHD,LHE,LHG,LHSC,LHSD,LHSE,LHSG,SHC,SHD,SHE,SHG,SHSC,SHSD,SHSE SHSG
24	90112-ZY1-000	BOLT, SPECIAL, 6X22(CT200) ..	1	1	-----	LHC,LHD,LHE,LHG,LHSC,LHSD,LHSE,LHSG,SHC,SHD,SHE,SHG,SHSC,SHSD,SHSE SHSG
25	90113-ZW9-000	BOLT, FLANGE, 5X12(CT200) ...	5	5	-----	LHC,LHD,LHE,LHG,SHC,SHD,SHE,SHG
			7	7	-----	LHSC,LHSD,LHSE,LHSG,SHSC,SHSD,SHSE,SHSG
26	90302-ZV5-003	NUT, HEX., 20MM	1	1	-----	LHSC,LHSD,LHSE,LHSG,SHSC,SHSD,SHSE,SHSG
27	90452-GK4-600	WASHER, PLAIN, 5MM	1	1	-----	LHC,LHD,LHE,LHG,LHSC,LHSD,LHSE,LHSG,SHC,SHD,SHE,SHG,SHSC,SHSD,SHSE SHSG
28	90506-ZW9-000	WASHER, WAVE, 10MM	1	1	-----	LHC,LHD,LHE,LHG,LHSC,LHSD,LHSE,LHSG,SHC,SHD,SHE,SHG,SHSC,SHSD,SHSE SHSG
29	90511-ZW9-000	WASHER, PLAIN, 9MM	2	2	-----	LHC,LHD,LHE,LHG,LHSC,LHSD,LHSE,LHSG,SHC,SHD,SHE,SHG,SHSC,SHSD,SHSE SHSG
30	90603-ZV4-000	CLIP, TUBE (B10)	1	1	-----	LHC,LHD,LHE,LHG,LHSC,LHSD,LHSE,LHSG,SHC,SHD,SHE,SHG,SHSC,SHSD,SHSE SHSG
31	90604-ZV0-000	CLIP, TUBE (C12)	2	2	-----	LHC,LHD,LHE,LHG,LHSC,LHSD,LHSE,LHSG,SHC,SHD,SHE,SHG,SHSC,SHSD,SHSE SHSG
32	90759-ZV1-000	PIN, SPLIT, 2.0	1	1	-----	LHC,LHD,LHE,LHG,LHSC,LHSD,LHSE,LHSG,SHC,SHD,SHE,SHG,SHSC,SHSD,SHSE SHSG
33	91202-ZY1-003	SEAL, WATER, 15X28X6	1	1	-----	LHC,LHD,LHE,LHG,LHSC,LHSD,LHSE,LHSG,SHC,SHD,SHE,SHG,SHSC,SHSD,SHSE SHSG
34	91301-216-000	O-RING, 5.5X1.5	1	1	-----	LHC,LHD,LHE,LHG,LHSC,LHSD,LHSE,LHSG,SHC,SHD,SHE,SHG,SHSC,SHSD,SHSE SHSG
35	91402-ZW9-000	TUBE, WATER CHECK	1	1	-----	LHC,LHD,LHE,LHG,LHSC,LHSD,LHSE,LHSG,SHC,SHD,SHE,SHG,SHSC,SHSD,SHSE SHSG



F-8-11

OIL CASE/SHIFT SHAFT(REMOTE SPECIFICATION)

G 3



Service item	F.R.T.
CONNECTOR ASSY., FUEL	0.1
.LINKAGE, PIVOT	
.ROD, THROTTLE	
ARM, SHIFT LINK	0.2
.ARM, THROTTLE REMOTE	
.ROD, SHIFT LINK	
.SWITCH ASSY., NEUTRAL	
SHAFT, SHIFT	1.0
CASE, OIL	*2.5

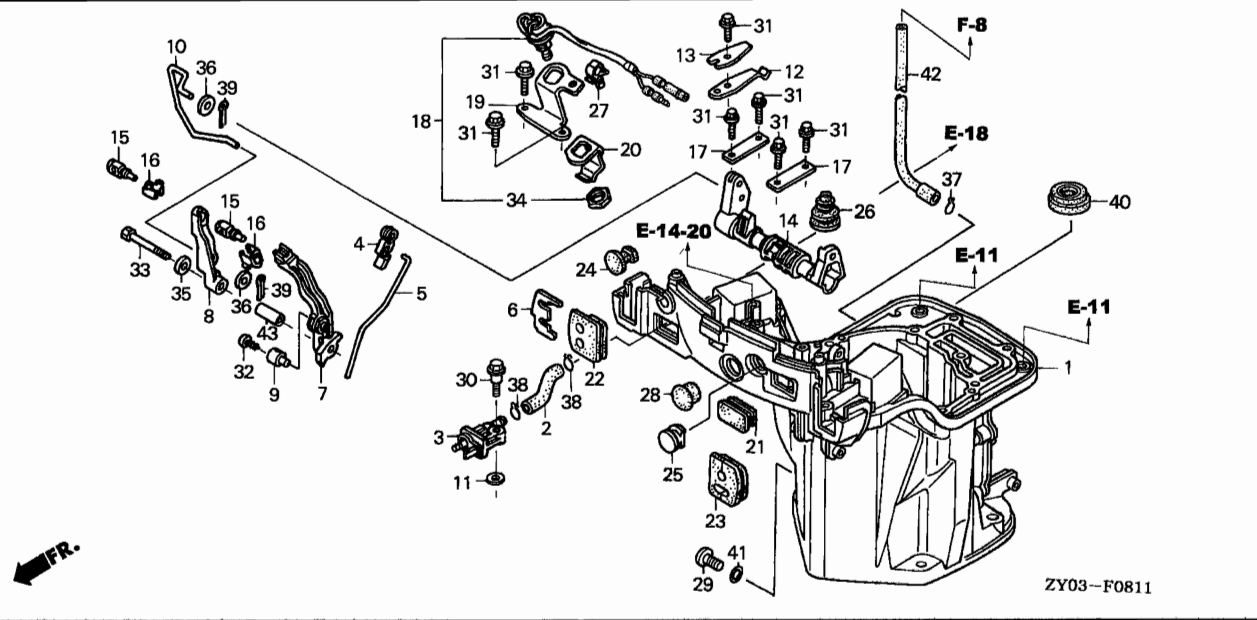
3

Ref. No.	Part No.	Description	Reqd. QTY		Serial No.	Parts catalogue code
			BF	D3		
1	11321-ZY1-405ZA	CASE, OIL (000) *NH282MU*				
		OYSTER SILVER METALLIC-U	1	1	LRD,LRE,LRG,SRC,SRD,SRE,SRG	
2	16851-ZW9-000	TUBE A, FUEL	1	1	LRD,LRE,LRG,SRC,SRD,SRE,SRG	
3	17710-ZW9-033	CONNECTOR ASSY., FUEL (B)	1	1	LRD,LRE,LRG,SRC,SRD,SRE,SRG	
4	17838-ZW9-000	LINKAGE, PIVOT	1	1	LRD,LRE,LRG,SRC,SRD,SRE,SRG	
5	17841-ZY1-810	ROD, THROTTLE	1	1	LRD,LRE,LRG,SRC,SRD,SRE,SRG	
6	17877-ZW9-830	PLATE, REMOTE CONTROL CABLE	1	1	LRD,LRE,LRG,SRC,SRD,SRE,SRG	
7	17931-ZW9-830	ARM, THROTTLE REMOTE	1	1	LRD,LRE,LRG,SRC,SRD,SRE,SRG	
8	17932-ZW9-830	ARM, SHIFT LINK	1	1	LRD,LRE,LRG,SRC,SRD,SRE,SRG	
9	17933-ZV4-000	HOLDER, THROTTLE ROD	1	1	LRD,LRE,LRG,SRC,SRD,SRE,SRG	
10	17933-ZW9-830	ROD, SHIFT LINK	1	1	LRD,LRE,LRG,SRC,SRD,SRE,SRG	
11	17936-921-000	WASHER, PIVOT	1	1	LRD,LRE,LRG,SRC,SRD,SRE,SRG	
12	24218-ZW9-000	SPRING, CLICK	1	1	LRD,LRE,LRG,SRC,SRD,SRE,SRG	
13	24221-ZW9-000	SPRING, CLICK ASSIST	1	1	LRD,LRE,LRG,SRC,SRD,SRE,SRG	
14	24611-ZW9-000	SHAFT, SHIFT	1	1	LRD,LRE,LRG,SRC,SRD,SRE,SRG	
15	24618-ZW9-830	PIVOT, SHIFT	2	2	LRD,LRE,LRG,SRC,SRD,SRE,SRG	
16	24619-ZW9-830	PLATE, LOCK	2	2	LRD,LRE,LRG,SRC,SRD,SRE,SRG	
17	24626-ZW9-000	PLATE, SHIFT SHAFT	2	2	LRD,LRE,LRG,SRC,SRD,SRE,SRG	
18	35470-ZY1-731	SWITCH ASSY., NEUTRAL	1	1	LRD,LRE,LRG,SRC,SRD,SRE,SRG	
19	35476-ZW9-730	BRACKET, NEUTRAL SWITCH	1	1	LRD,LRE,LRG,SRC,SRD,SRE,SRG	
20	35618-ZV5-000	PLATE, NEUTRAL SWITCH	1	1	LRD,LRE,LRG,SRC,SRD,SRE,SRG	
21	40104-ZW9-830	GROMMET G, OIL CASE	1	1	LRD,LRE,LRG,SRC,SRD,SRE,SRG	
22	40105-ZW9-831	GROMMET A, OIL CASE	1	1	LRD,LRE,LRG,SRC,SRD,SRE,SRG	
23	40106-ZW9-830	GROMMET B, OIL CASE	1	1	LRD,LRE,LRG,SRC,SRD,SRE,SRG	

F-8-11

OIL CASE/SHIFT SHAFT(REMOTE SPECIFICATION)

G 4



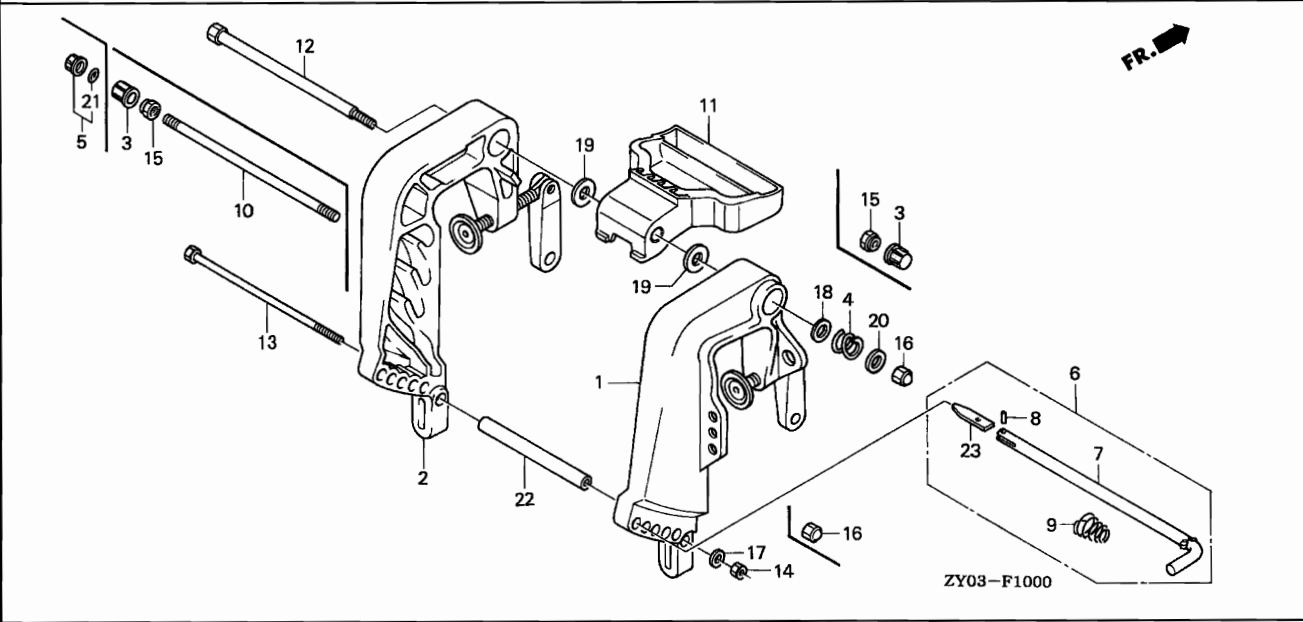
Ref. No.	Part No.	Description	Reqd. QTY		Serial No.	Parts catalogue code
			BF 15 D3	BF 20 D3		
24	40107-ZW9-720	GROMMET F, OIL CASE	1	1	-----	LRD,LRE,LRG,SRC,SRD,SRE,SRG
25	40108-ZW9-830	GROMMET D, OIL CASE	1	1	-----	LRD,LRE,LRG,SRC,SRD,SRE,SRG
26	40109-ZW9-000	GROMMET E, OIL CASE	1	1	-----	LRD,LRE,LRG,SRC,SRD,SRE,SRG
27	46391-VM0-003	CLIP, BRAKE PIPE (A)	1	1	-----	LRD,LRE,LRG,SRC,SRD,SRE,SRG
28	53115-732-000	CAP, LOWER HANDLE	1	1	-----	LRD,LRE,LRG,SRC,SRD,SRE,SRG
29	90101-ZW9-003	BOLT, OIL CHECK	1	1	-----	LRD,LRE,LRG,SRC,SRD,SRE,SRG
30	90112-ZY1-000	BOLT, SPECIAL, 6X22(CT200)	1	1	-----	LRD,LRE,LRG,SRC,SRD,SRE,SRG
31	90113-ZW9-000	BOLT, FLANGE, 5X12(CT200)	7	7	-----	LRD,LRE,LRG,SRC,SRD,SRE,SRG
32	90116-ZV1-000	BOLT, RECESSED, 5X8	1	1	-----	LRD,LRE,LRG,SRC,SRD,SRE,SRG
33	90120-ZV4-000	BOLT, HEX., 6X40	1	1	-----	LRD,LRE,LRG,SRC,SRD,SRE,SRG
34	90302-ZV5-003	NUT, HEX., 20MM	1	1	-----	LRD,LRE,LRG,SRC,SRD,SRE,SRG
35	90512-921-010	WASHER, 6MM	1	1	-----	LRD,LRE,LRG,SRC,SRD,SRE,SRG
36	90518-ZW9-830	WASHER, PLAIN, 7MM	2	2	-----	LRD,LRE,LRG,SRC,SRD,SRE,SRG
37	90603-ZV4-000	CLIP, TUBE (B10)	1	1	-----	LRD,LRE,LRG,SRC,SRD,SRE,SRG
38	90604-ZV0-000	CLIP, TUBE (C12)	2	2	-----	LRD,LRE,LRG,SRC,SRD,SRE,SRG
39	90759-ZV1-000	PIN, SPLIT, 2.0	2	2	-----	LRD,LRE,LRG,SRC,SRD,SRE,SRG
40	91202-ZY1-003	SEAL, WATER, 15X28X6	1	1	-----	LRD,LRE,LRG,SRC,SRD,SRE,SRG
41	91301-216-000	O-RING, 5.5X1.5	1	1	-----	LRD,LRE,LRG,SRC,SRD,SRE,SRG
42	91402-ZW9-000	TUBE, WATER CHECK	1	1	-----	LRD,LRE,LRG,SRC,SRD,SRE,SRG
43	91552-ZW9-830	COLLAR, DISTANCE, 6X11X27	1	1	-----	LRD,LRE,LRG,SRC,SRD,SRE,SRG

3

F-10

STERN BRACKET

G 5



Service item	F.R.T.
HANDLE, CARRYING	0.1
.ROD COMP., ADJUSTING	
.ROD, ADJUSTING	
.SPRING, ADJUSTING ROD	
BRACKET COMP., L. STERN	0.2
.BRACKET COMP., R. STERN	

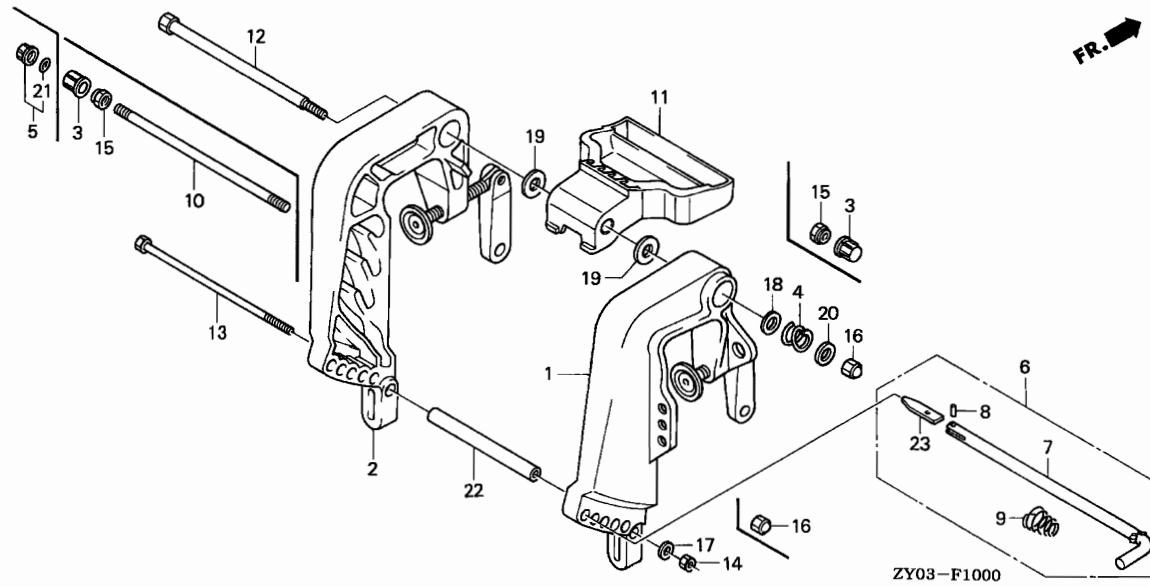
3

Ref. No.	Part No.	Description	Reqd. QTY		Serial No.	Parts catalogue code
			BF 15	D3 20		
1	50300-ZW9-020ZA	BRACKET COMP., R. STERN *NH282MU*				
		OYSTER SILVER METALLIC-U	1	1	-----	SHC,SHD,SHE,SHG,SHSC,SHSD,SHSE,SHSG
	50300-ZW9-832ZA	*NH282MU*				
		OYSTER SILVER METALLIC-U	1	1	-----	LHC,LHD,LHE,LHG,LHSC,LHSD,LHSE,LHSG,LRD,LRE,LRG,SRC,SRD,SRE,SRG
2	50310-ZW9-020ZA	BRACKET COMP., L. STERN *NH282MU*				
		OYSTER SILVER METALLIC-U	1	1	-----	SHC,SHD,SHE,SHG,SHSC,SHSD,SHSE,SHSG
	50310-ZW9-832ZA	*NH282MU*				
		OYSTER SILVER METALLIC-U	1	1	-----	LHC,LHD,LHE,LHG,LHSC,LHSD,LHSE,LHSG,LRD,LRE,LRG,SRC,SRD,SRE,SRG
3	50331-ZV5-000	CAP, TILTING BOLT	1	1	-----	LRD,LRE,LRG,SRC,SRD,SRE,SRG
			2	2	-----	LHC,LHD,LHE,LHG,LHSC,LHSD,LHSE,LHSG
4	50333-921-003	SPRING, TILT	1	1	-----	SHC,SHD,SHE,SHG,SHSC,SHSD,SHSE,SHSG
5	50335-ZV5-000	CAP ASSY.	1	1	-----	LRD,LRE,LRG,SRC,SRD,SRE,SRG
6	50340-ZV4-000	ROD COMP., ADJUSTING	1	1	-----	SHC,SHD,SHE,SHG,SHSC,SHSD,SHSE,SHSG
	50340-ZV7-000	1	1	-----	LHC,LHD,LHE,LHG,LHSC,LHSD,LHSE,LHSG,LRD,LRE,LRG,SRC,SRD,SRE,SRG
7	50341-ZV4-300	ROD, ADJUSTING	1	1	-----	SHC,SHD,SHE,SHG,SHSC,SHSD,SHSE,SHSG
	50341-ZV7-300	1	1	-----	LHC,LHD,LHE,LHG,LHSC,LHSD,LHSE,LHSG,LRD,LRE,LRG,SRC,SRD,SRE,SRG
8	50342-ZV4-300	STOPPER, ROD	1	1	-----	SHC,SHD,SHE,SHG,SHSC,SHSD,SHSE,SHSG
	50342-ZV5-300	1	1	-----	LHC,LHD,LHE,LHG,LHSC,LHSD,LHSE,LHSG,LRD,LRE,LRG,SRC,SRD,SRE,SRG
9	50343-ZV7-300	SPRING, ADJUSTING ROD	1	1	-----	LHC,LHD,LHE,LHG,LHSC,LHSD,LHSE,LHSG,LRD,LRE,LRG,SRC,SRD,SRE,SRG
	50343-921-300	1	1	-----	SHC,SHD,SHE,SHG,SHSC,SHSD,SHSE,SHSG
10	50381-ZV5-000	SHAFT, TILTING	1	1	-----	LHC,LHD,LHE,LHG,LHSC,LHSD,LHSE,LHSG,LRD,LRE,LRG,SRC,SRD,SRE,SRG
11	68111-ZW9-000	HANDLE, CARRYING	1	1	-----	SHC,SHD,SHE,SHG,SHSC,SHSD,SHSE,SHSG
	68111-ZW9-830	HANDLE, CARRYING REMOTE	1	1	-----	LHC,LHD,LHE,LHG,LHSC,LHSD,LHSE,LHSG,LRD,LRE,LRG,SRC,SRD,SRE,SRG
12	90106-921-010	BOLT, TILTING	1	1	-----	SHC,SHD,SHE,SHG,SHSC,SHSD,SHSE,SHSG
13	90108-ZV7-000	BOLT, HEX., 8X163	1	1	-----	LHC,LHD,LHE,LHG,LHSC,LHSD,LHSE,LHSG,LRD,LRE,LRG,SRC,SRD,SRE,SRG

F-10

STERN BRACKET

G 6



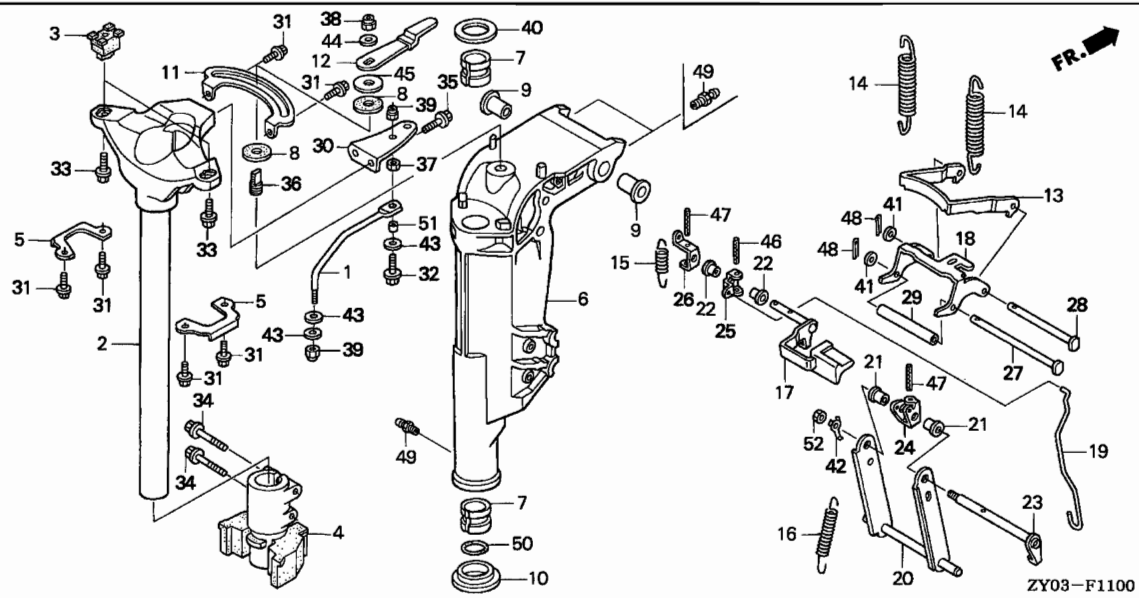
Ref. No.	Part No.	Description	Reqd. QTY		Serial No.	Parts catalogue code
			BF 15 D3	BF 20 D3		
13)	92101-06160-4J	BOLT, HEX., 6X160	1	1	-----	SHC,SHD,SHE,SHG,SHSC,SHSD,SHSE,SHSG
14	90304-ZV4-000	NUT, HEX., 6MM	1	1	-----	SHC,SHD,SHE,SHG,SHSC,SHSD,SHSE,SHSG
15	90304-ZV5-003	NUT, SELF-LOCK (7/8-14UNF) ..	2	2	-----	LHC,LHD,LHE,LHG,LHSC,LHSD,LHSE,LHSG,LRD,LRE,LRG,SRD,SRE,SRG
16	90305-ZV4-000	NUT, SELF-LOCK, 8MM	1	1	-----	SHC,SHD,SHE,SHG,SHSC,SHSD,SHSE,SHSG
17	90506-ZV4-000	WASHER, PLAIN, 6MM	1	1	-----	SHC,SHD,SHE,SHG,SHSC,SHSD,SHSE,SHSG
	90507-ZV4-000	WASHER, PLAIN, 8MM	1	1	-----	LHC,LHD,LHE,LHG,LHSC,LHSD,LHSE,LHSG,LRD,LRE,LRG,SRD,SRE,SRG
18	90511-921-000	WASHER, PLAIN, 10MM	1	1	-----	SHC,SHD,SHE,SHG,SHSC,SHSD,SHSE,SHSG
19	90513-921-000	WASHER, 10MM	2	2	-----	SHC,SHD,SHE,SHG,SHSC,SHSD,SHSE,SHSG
	90517-ZV5-000	WASHER, WAVE, 22MM	2	2	-----	LHC,LHD,LHE,LHG,LHSC,LHSD,LHSE,LHSG,LRD,LRE,LRG,SRD,SRE,SRG
20	90514-921-000	WASHER, 8MM	1	1	-----	SHC,SHD,SHE,SHG,SHSC,SHSD,SHSE,SHSG
21	91352-ZV5-000	O-RING, 15.54X2.26	1	1	-----	LRD,LRE,LRG,SRD,SRE,SRG
22	91501-ZV4-000	COLLAR, DISTANCE (6MM)	1	1	-----	SHC,SHD,SHE,SHG,SHSC,SHSD,SHSE,SHSG
	91501-ZV7-000	COLLAR, DISTANCE	1	1	-----	LHC,LHD,LHE,LHG,LHSC,LHSD,LHSE,LHSG,LRD,LRE,LRG,SRD,SRE,SRG
23	94305-20083	PIN, SPRING, 2X8	1	1	-----	SHC,SHD,SHE,SHG,SHSC,SHSD,SHSE,SHSG
	94305-25083	PIN, SPRING, 2.5X8	1	1	-----	LHC,LHD,LHE,LHG,LHSC,LHSD,LHSE,LHSG,LRD,LRE,LRG,SRD,SRE,SRG

3

F-11

SWIVEL CASE

G 7



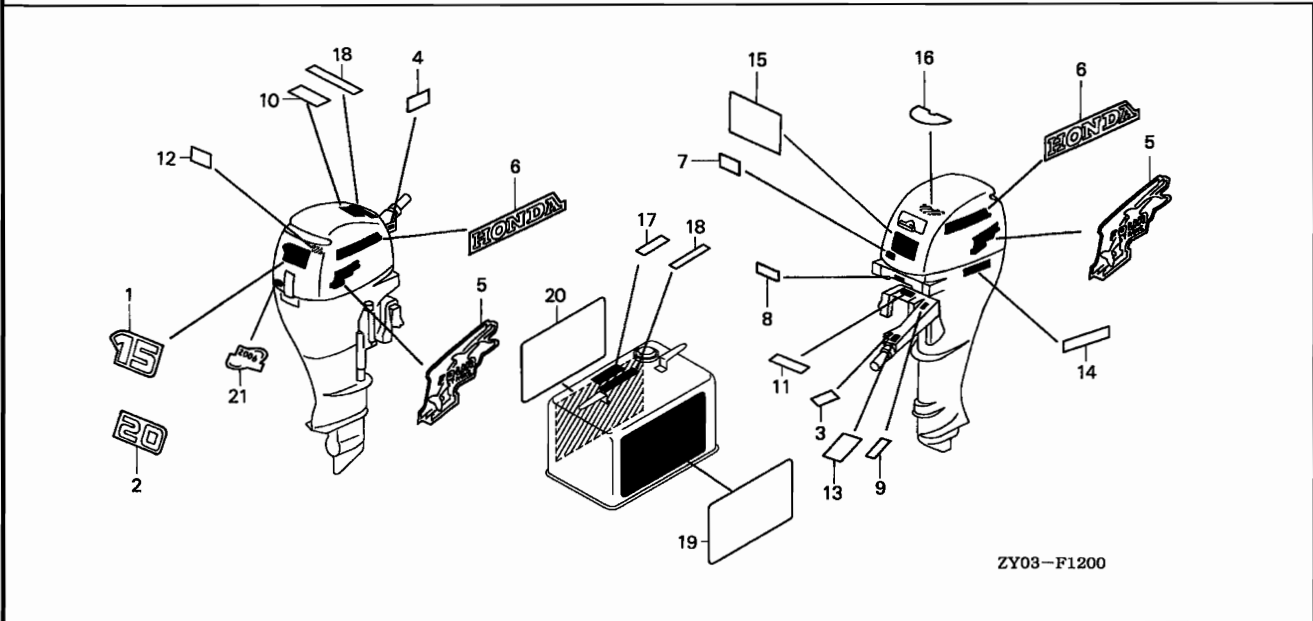
Service item	F.R.T.
SPRING, TILT LINK	0.1
ROD, RELEASE SWIVEL CASE	0.2
.RUBBER COMP., UPPER MOUNTING (ADD 0.1 FOR EACH.)	
LEVER COMP., TILT	0.3
ARM COMP., TILT	0.5
RUBBER COMP., LOWER MOUNTING ..	0.8
FRAME COMP., MOUNTING	2.8
CASE, SWIVEL	3.0

3

Ref. No.	Part No.	Description	Reqd. QTY		Serial No.	Parts catalogue code
			BF 15 D3	BF 20 D3		
1	17853-ZV5-000	ROD, STEERING	1	1	-----	LRD,LRE,LRG,SRC,SRD,SRE,SRG
2	50100-ZW9-000	FRAME COMP., MOUNTING (S) ...	1	1	-----	SHC,SHD,SHE,SHG,SHSC,SHSD,SHSE,SHSG, SRC,SRD,SRE,SRG
	50100-ZW9-630	FRAME COMP., MOUNTING (L) ...	1	1	-----	LHC,LHD,LHE,LHG,LHSC,LHSD,LHSE,LHSG,LRD,LRE,LRG
3	50150-ZY1-000	RUBBER COMP., UPPER MOUNTING	2	2		
4	50152-ZW9-000	RUBBER COMP., LOWER MOUNTING	1	1		
5	50153-ZW9-000	COVER, UPPER MOUNTING RUBBER	2	2		
6	50201-ZW9-000ZA	CASE, SWIVEL (S) *NH282MU*				
		OYSTER SILVER METALLIC-U	1	1	-----	SHC,SHD,SHE,SHG,SHSC,SHSD,SHSE,SHSG
	50201-ZW9-820ZA	*NH282MU*				
		OYSTER SILVER METALLIC-U	1	1	-----	SRC,SRD,SRE,SRG
	50201-ZY1-610ZA	CASE, SWIVEL (L) *NH282MU*				
		OYSTER SILVER METALLIC-U	1	1	-----	LHC,LHD,LHE,LHG,LHSC,LHSD,LHSE,LHSG,LRD,LRE,LRG
7	50211-ZW9-000	LINER, SWIVEL CASE	2	2		
8	50212-ZW9-003	BLOCK COMP., FRICTION	2	2	-----	LHC,LHD,LHE,LHG,LHSC,LHSD,LHSE,LHSG,SHC,SHD,SHE,SHG,SHSC,SHSD,SHSE,SHSG
9	50214-ZV4-003	BUSH, SWIVEL CASE	2	2	-----	SHC,SHD,SHE,SHG,SHSC,SHSD,SHSE,SHSG
	50214-ZV5-003	2	2	-----	LHC,LHD,LHE,LHG,LHSC,LHSD,LHSE,LHSG,LRD,LRE,LRG, SRC,SRD,SRE,SRG
10	50215-ZW9-000	COLLAR, SWIVEL CASE	1	1		
11	50218-ZW9-000	PLATE, FRICTION	1	1	-----	LHC,LHD,LHE,LHG,LHSC,LHSD,LHSE,LHSG,SHC,SHD,SHE,SHG,SHSC,SHSD,SHSE,SHSG
12	50219-ZW9-000	LEVER, FRICTION	1	1	-----	LHC,LHD,LHE,LHG,LHSC,LHSD,LHSE,LHSG,SHC,SHD,SHE,SHG,SHSC,SHSD,SHSE,SHSG
13	50512-ZW9-010	HOOK, REVERSE LOCK	1	1		
14	50514-ZW9-A30	SPRING, REVERSE LOCK	2	2	-----	LHC,LHD,LHE,LHG,LHSC,LHSD,LHSE,LHSG,LRD,LRE,LRG, SRC,SRD,SRE,SRG
	50514-ZW9-000	2	2	-----	SHC,SHD,SHE,SHG,SHSC,SHSD,SHSE,SHSG

Ref. No.	Part No.	Description	Reqd. QTY		Serial No.	Parts catalogue code
			BF 15 D3	BF 20 D3		
15	50515-ZW9-300	SPRING, TILT LEVER	1	1		
16	50516-ZV4-300	SPRING, TILT LINK	1	1		
17	50517-ZW9-A30	LEVER COMP., TILT	1	1	-----	LHC,LHD,LHE,LHG,LHSC,LHSD,LHSE,LHSG,LRD,LRE,LRG,SRG,SRD,SRE,SRG
	50517-ZW9-000	1	1	-----	SHC,SHD,SHE,SHG,SHSC,SHSD,SHSE,SHSG
18	50518-ZW9-000	ARM, REVERSE LOCK	1	1		
19	50519-ZW9-A30	ROD, RELEASE SWIVEL CASE	1	1	-----	LHC,LHD,LHE,LHG,LHSC,LHSD,LHSE,LHSG,LRD,LRE,LRG,SRG,SRD,SRE,SRG
	50519-ZW9-010	1	1	-----	SHC,SHD,SHE,SHG,SHSC,SHSD,SHSE,SHSG
20	50520-ZV4-000	ARM COMP., TILT	1	1	-----	SHC,SHD,SHE,SHG,SHSC,SHSD,SHSE,SHSG
	50520-ZW9-A30	1	1	-----	LHC,LHD,LHE,LHG,LHSC,LHSD,LHSE,LHSG,LRD,LRE,LRG,SRG,SRD,SRE,SRG
21	50521-ZV1-000	BUSH, TILT LEVER	2	2		
22	50522-ZV4-000	BUSH, TILT LEVER	2	2		
23	50525-ZV4-000	SHAFT COMP., TILT	1	1		
24	50526-ZV4-000	BRACKET, TILT SHAFT	1	1		
25	50527-ZV4-010	BRACKET, RELEASE ROD	1	1		
26	50528-ZV4-010	BRACKET, TILT LEVER	1	1		
27	50531-ZV7-000	SHAFT, REVERSE LOCK (A)	1	1		
28	50532-ZV4-000	SHAFT, REVERSE LOCK (B)	1	1		
29	50533-ZW9-000	COLLAR, REVERSE LOCK	1	1		
30	53234-ZW9-830	PLATE, STEERING	1	1	-----	LRD,LRE,LRG,SRG,SRD,SRE,SRG
31	90102-ZW9-000	BOLT, FLANGE, 6X12	4	4	-----	LRD,LRE,LRG,SRG,SRD,SRE,SRG
			6	6	-----	LHC,LHD,LHE,LHG,LHSC,LHSD,LHSE,LHSG,SHC,SHD,SHE,SHG,SHSC,SHSD,SHSE,SHSG
32	90105-ZV5-000	BOLT (3/8-24 UNF)	1	1	-----	LRD,LRE,LRG,SRG,SRD,SRE,SRG
33	90154-ZW9-000	BOLT, FLANGE, 10X25	2	2		
34	90159-ZW9-000	BOLT, FLANGE, 8X45	2	2		
35	90161-ZW9-830	BOLT, FLANGE, 10X20	2	2	-----	LRD,LRE,LRG,SRG,SRD,SRE,SRG
36	90162-ZW9-000	BOLT, STUD, 8X26	1	1	-----	LHC,LHD,LHE,LHG,LHSC,LHSD,LHSE,LHSG,SHC,SHD,SHE,SHG,SHSC,SHSD,SHSE,SHSG
37	90302-ZV5-000	NUT, (3/8-24 UNF)	1	1	-----	LRD,LRE,LRG,SRG,SRD,SRE,SRG
38	90305-ZW9-000	NUT, SELF-LOCK, 8MM	1	1	-----	LHC,LHD,LHE,LHG,LHSC,LHSD,LHSE,LHSG,SHC,SHD,SHE,SHG,SHSC,SHSD,SHSE,SHSG
39	90307-ZV5-003	NUT, SELF-LOCK (3/8-24UNF) ..	2	2	-----	LRD,LRE,LRG,SRG,SRD,SRE,SRG
40	90454-881-000	WASHER, THRUST	1	1		
41	90504-921-010	WASHER, PLAIN, 6MM	2	2		
42	90505-ZV4-000	WASHER, LOCK	1	1		
43	90514-ZV4-000	WASHER, 10MM	3	3	-----	LRD,LRE,LRG,SRG,SRD,SRE,SRG
44	90514-921-000	WASHER, 8MM	1	1	-----	LHC,LHD,LHE,LHG,LHSC,LHSD,LHSE,LHSG,SHC,SHD,SHE,SHG,SHSC,SHSD,SHSE,SHSG
45	90517-ZW9-000	WASHER, NYLON, 8MM	1	1	-----	LHC,LHD,LHE,LHG,LHSC,LHSD,LHSE,LHSG,SHC,SHD,SHE,SHG,SHSC,SHSD,SHSE,SHSG
46	90751-ZV4-C20	PIN, SPRING, 3.0X22	1	1		
47	90752-ZV4-C20	PIN, SPRING, 3.0X25	2	2		
48	90759-ZV1-000	PIN, SPLIT, 2.0	2	2		
49	90951-ZV7-000	NIPPLE, GREASE	1	1	-----	SHC,SHD,SHE,SHG,SHSC,SHSD,SHSE,SHSG
			3	3	-----	LHC,LHD,LHE,LHG,LHSC,LHSD,LHSE,LHSG,LRD,LRE,LRG,SRG,SRD,SRE,SRG
50	91361-VD6-003	O-RING, 34X2.4	1	1		
51	91560-ZV5-000	COLLAR, STEERING ROD	1	1	-----	LRD,LRE,LRG,SRG,SRD,SRE,SRG
52	94002-06490-0S	NUT, HEX., 6MM	1	1		

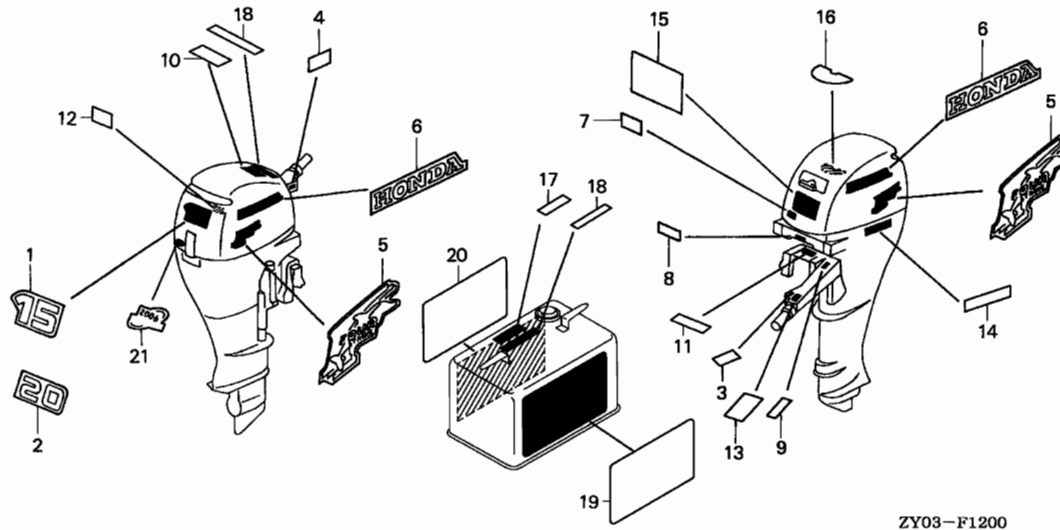




Service item	F.R.T.
NOT INFORMATION

3

Ref. No.	Part No.	Description	Reqd. QTY		Serial No.	Parts catalogue code
			BF 15 D3	BF 20 D3		
1	87121-ZV4-G00	MARK, RR. (15)	1	-		
2	87121-ZV9-800	MARK, RR. (20)	-	1		
3	87124-ZW6-000	MARK, EMERGENCY SWITCH INDICATION	1	1	-----	LHC,LHD,LHE,LHG,LHSC,LHSD,LHSE,LHSG,SHC,SHD,SHE,SHG,SHSC,SHSD,SHSE SHSG
4	87125-ZW9-000	MARK, STARTER	1	1	-----	LHSC,LHSD,LHSE,LHSG,SHSC,SHSD,SHSE,SHSG
5	87131-ZW9-S00	MARK, SIDE	2	2		
6	87132-ZV4-G00	MARK, SIDE STRIPE (HONDA) ...	2	2		
7	87135-ZW5-000	MARK (E-SPEC)	1	1		
8	87227-ZV7-000	MARK, OIL PRESSURE	1	1	-----	LHC,LHD,LHE,LHG,LHSC,LHSD,LHSE,LHSG,SHC,SHD,SHE,SHG,SHSC,SHSD,SHSE SHSG
9	87511-ZW9-000	MARK, CHANGE (JAPANESE/ENGLISH)	1	1	-----	LHC,LHD,LHE,LHG,SHC,SHD,SHE,SHG
	87511-ZW9-620	MARK, CHANGE (FRENCH)	1	1	-----	LHC,LHD,LHE,LHG,LHSC,LHSD,LHSE,LHSG,SHC,SHD,SHE,SHG,SHSC,SHSD,SHSE SHSG
10	87516-VA9-B50	MARK, OPERATOR CAUTION	1	1		
11	87516-ZV4-A10	MARK, OPERATOR CAUTION	1	1	-----	LHC,LHD,LHE,LHG,LHSC,LHSD,LHSE,LHSG,SHC,SHD,SHE,SHG,SHSC,SHSD,SHSE SHSG
12	87531-ZW9-620	LABEL, OIL CAUTION (FRENCH) .	1	1		
13	87532-ZW9-620	MARK, THROTTLE (FRENCH)	1	1	-----	LHC,LHD,LHE,LHG,LHSC,LHSD,LHSE,LHSG,SHC,SHD,SHE,SHG,SHSC,SHSD,SHSE SHSG
14	87535-ZV5-610	LABEL, STORING CAUTION (ENGLISH/FRENCH)	1	1	-----	SHC,SHSC,SRC
15	87538-ZW1-720	LABEL, WARNING OPERATOR (EC)	1	1		
16	87546-ZW9-620	MARK, EMERGENCY STARTER (FRENCH)	1	1		

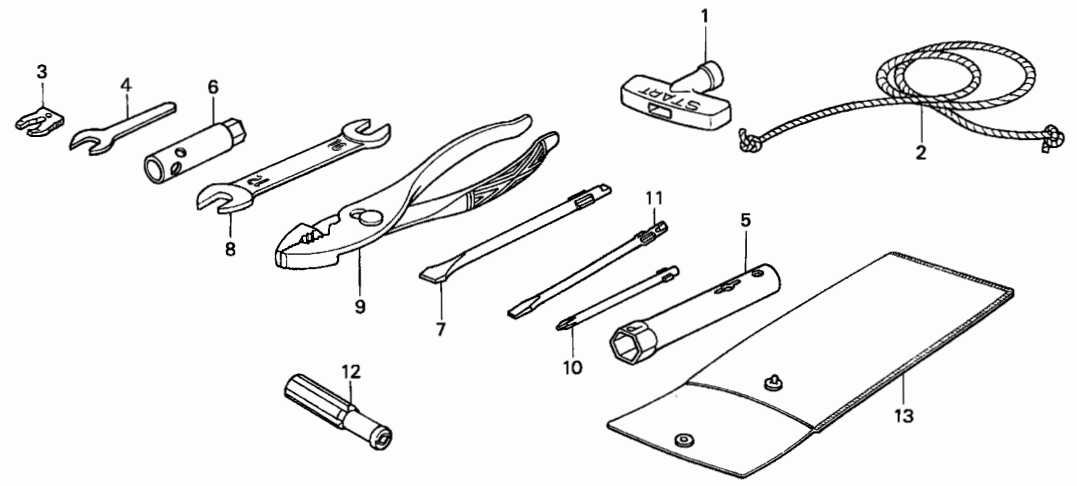


Ref. No.	Part No.	Description	Reqd. QTY		Serial No.	Parts catalogue code
			BF 15 D3	BF 20 D3		
17	87571-881-671	MARK, TANK CAUTION (ENGLISH/FRENCH)	1	1	-----	LHD,LHG,LHSD,LHSG,LRD,LRG,SHD,SHG,SHSD,SHSG,SRD,SRG
18	87572-881-C40	MARK, FUEL CAUTION	2	2	-----	LHG,LHSG,LRG,SHG,SHSG,SRG
19	87573-881-C40	MARK B, TANK (ENGLISH)	1	1	-----	LHG,LHSG,LRG,SHG,SHSG,SRG
	87573-881-670	MARK, TANK (ENGLISH)	1	1	-----	LHD,LHSD,LRD,SHD,SHSD,SRD
20	87574-881-C40	MARK B, TANK (FRENCH)	1	1	-----	LHG,LHSG,LRG,SHG,SHSG,SRG
	87574-881-670	MARK, TANK (FRENCH)	1	1	-----	LHD,LHSD,LRD,SHD,SHSD,SRD
21	87634-ZW4-H10	MARK, ENVIRONMENT (EPA 2006)	1	1		

F-13

TOOL

G11

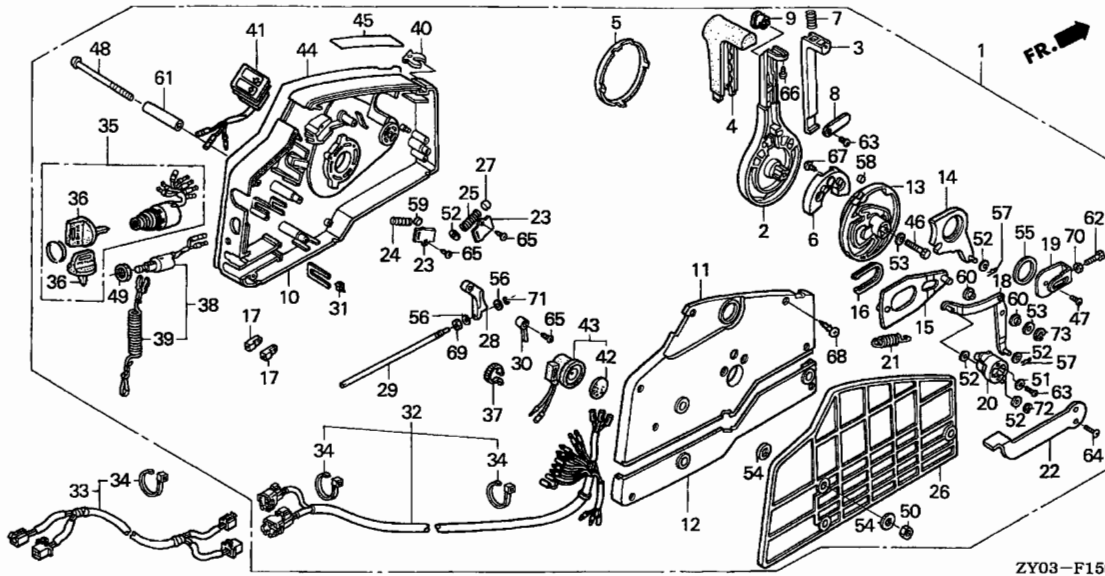


ZY03-F1300

Service item	F.R.T.
NOT INFORMATION

3

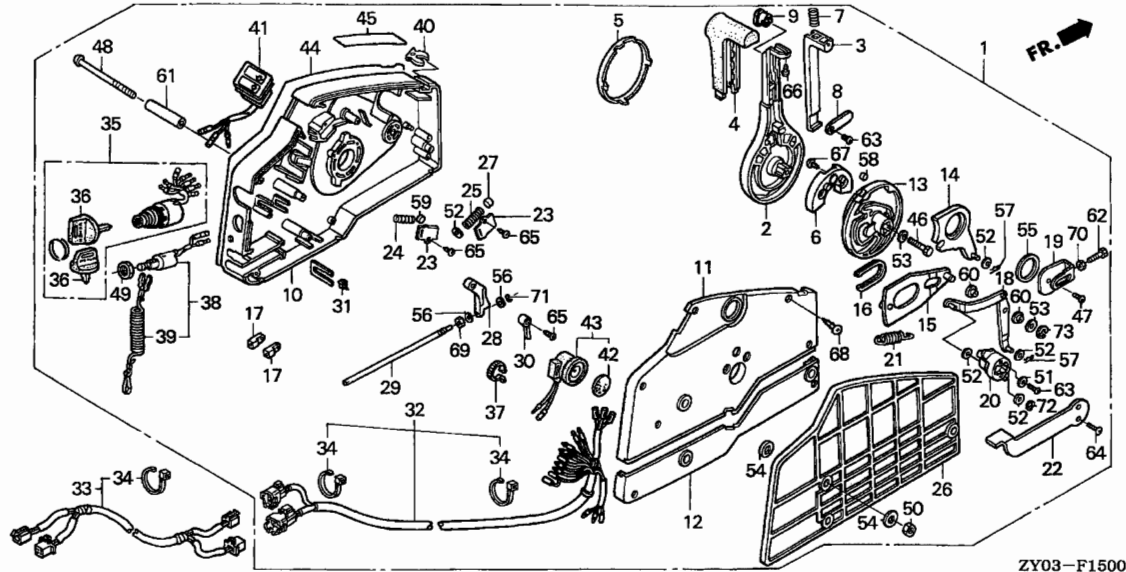
Ref. No.	Part No.	Description	Reqd. QTY		Serial No.	Parts catalogue code
			BF 15 D3	BF 20 D3		
1	28461-ZH8-003	GRIP, STARTER	1	1		
2	28462-ZW9-003	ROPE, RECOIL STARTER	1	1		
3	36187-ZV4-651	CLIP, EMERGENCY LOCK	1	1		
4	89203-836-000	SPANNER, 8MM	1	1		
5	89216-130-690	WRENCH, SPARK PLUG	1	1		
6	89217-355-000	WRENCH, BOX (10MM)	1	1		
7	89301-921-010	DRIVER, CHECK BOLT	1	1		
8	99001-10120	SPANNER, 10X12	1	1		
9	99002-13500	PLIERS, 135	1	1		
10	99003-10000	DRIVER PLUS SCREW 2,	1	1		
11	99003-30000	DRIVER MINUS SCREW 3, (NO.2) ..	1	1		
12	99003-50000	GRIP, SCREW DRIVER	1	1		
13	99008-01600	BAG, TOOL, 160MM	1	1		



Service item	F.R.T.
BUZZER COMP., WARNING	0.2
.CABLE ASSY., REMOTE CONTROL EXTENSION	
.HOUSING ASSY., REMOTE CONTROL BOX	
.HOUSING COMP., REMOTE CONTROL BOX	
.LAMP ASSY., INDICATOR	
.SPACER, REMOTE CONTROL BOX	
.SWITCH ASSY., COMBINATION	
.SWITCH ASSY., EMERGENCY STOP	
CABLE ASSY. B, REMOTE CONTROL	0.3
HANDLE, REMOTE CONTROL	0.4

Ref. No.	Part No.	Description	Reqd. QTY		Serial No.	Parts catalogue code
			BF 15 D3	BF 20 D3		
1	24800-ZY1-810	BOX ASSY., REMOTE CONTROL ...	1	1	---	LRD,LRE,LRG,SRC,SRD,SRE,SRG
2	24811-ZV5-000	HANDLE, REMOTE CONTROL	1	1	---	LRD,LRE,LRG,SRC,SRD,SRE,SRG
3	24812-ZV5-000	LEVER, HANDLE LOCK	1	1	---	LRD,LRE,LRG,SRC,SRD,SRE,SRG
4	24813-ZV5-000	GRIP, REMOTE CONTROL HANDLE .	1	1	---	LRD,LRE,LRG,SRC,SRD,SRE,SRG
5	24814-ZV5-000	CAP, HANDLE	1	1	---	LRD,LRE,LRG,SRC,SRD,SRE,SRG
6	24815-ZV5-000	BLOCK, NEUTRAL LOCK	1	1	---	LRD,LRE,LRG,SRC,SRD,SRE,SRG
7	24816-ZV5-000	SPRING, REMOTE CONTROL HANDLE	1	1	---	LRD,LRE,LRG,SRC,SRD,SRE,SRG
8	24817-ZV5-000	PLATE, LEVER SETTING	1	1	---	LRD,LRE,LRG,SRC,SRD,SRE,SRG
9	24819-ZV5-000	COVER, GRIP	1	1	---	LRD,LRE,LRG,SRC,SRD,SRE,SRG
10	24820-ZV5-000	HOUSING COMP., REMOTE CONTROL BOX (A)	1	1	---	LRD,LRE,LRG,SRC,SRD,SRE,SRG
11	24830-ZV5-010	HOUSING ASSY., REMOTE CONTROL BOX (B)	1	1	---	LRD,LRE,LRG,SRC,SRD,SRE,SRG
12	24836-ZV5-000	HOUSING, REMOTE CONTROL BOX (C)	1	1	---	LRD,LRE,LRG,SRC,SRD,SRE,SRG
13	24841-ZV5-000	WHEEL, CONTROL	1	1	---	LRD,LRE,LRG,SRC,SRD,SRE,SRG
14	24845-ZV5-000	ARM COMP., SHIFT LINK	1	1	---	LRD,LRE,LRG,SRC,SRD,SRE,SRG
15	24850-ZV5-000	PLATE COMP., SLIDING	1	1	---	LRD,LRE,LRG,SRC,SRD,SRE,SRG
16	24854-ZV5-000	COLLAR, SLIDING PLATE	1	1	---	LRD,LRE,LRG,SRC,SRD,SRE,SRG
17	24855-ZV5-000	PIVOT, SHIFT	2	2	---	LRD,LRE,LRG,SRC,SRD,SRE,SRG
18	24860-ZV5-000	ARM COMP., LINK JOINT	1	1	---	LRD,LRE,LRG,SRC,SRD,SRE,SRG
19	24865-ZV5-000	BRACKET, LINK JOINT	1	1	---	LRD,LRE,LRG,SRC,SRD,SRE,SRG
20	24875-ZV5-000	WHEEL, ACCELERATOR	1	1	---	LRD,LRE,LRG,SRC,SRD,SRE,SRG
21	24876-ZV5-000	SPRING, ACCELERATOR WHEEL ...	1	1	---	LRD,LRE,LRG,SRC,SRD,SRE,SRG
22	24878-ZV5-000	LEVER, IDLE	1	1	---	LRD,LRE,LRG,SRC,SRD,SRE,SRG





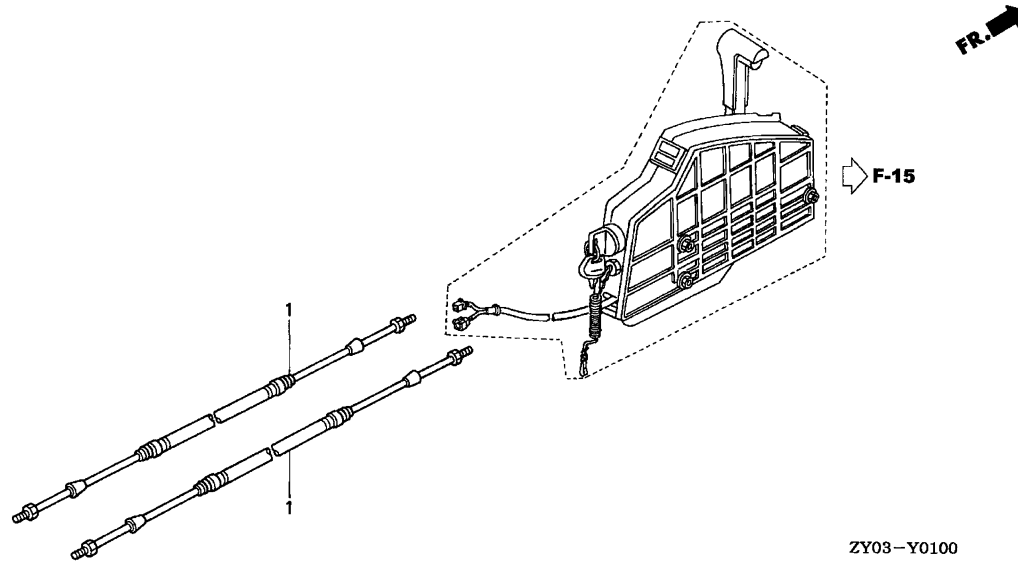
ZY03-F1500

3

Ref. No.	Part No.	Description	Reqd. QTY		Serial No.	Parts catalogue code
			BF 15 D3	BF 20 D3		
23	24881-ZV5-000	PLATE, SPRING SETTING	2	2	-----	LRD,LRE,LRG,SRC,SRD,SRE,SRG
24	24883-ZV5-000	SPRING, SHIFT CLICK	1	1	-----	LRD,LRE,LRG,SRC,SRD,SRE,SRG
25	24884-ZV5-000	SPRING, CHOKE RETURN	1	1	-----	LRD,LRE,LRG,SRC,SRD,SRE,SRG
26	24885-ZV5-000	SPACER, REMOTE CONTROL BOX ..	1	1	-----	LRD,LRE,LRG,SRC,SRD,SRE,SRG
27	24887-ZV5-000	SPACER, CLIK SPRING	1	1	-----	LRD,LRE,LRG,SRC,SRD,SRE,SRG
28	24891-ZV5-000	BLOCK, THROTTLE FRICTION	1	1	-----	LRD,LRE,LRG,SRC,SRD,SRE,SRG
29	24892-ZV5-000	BOLT, FRICTION	1	1	-----	LRD,LRE,LRG,SRC,SRD,SRE,SRG
30	24894-ZV5-000	SPACER, NEUTRAL SWITCH	1	1	-----	LRD,LRE,LRG,SRC,SRD,SRE,SRG
31	24898-ZV5-000	SPACER, CABLE CLAMP	1	1	-----	LRD,LRE,LRG,SRC,SRD,SRE,SRG
32	32530-ZY1-810	CABLE ASSY. B, REMOTE CONTROL	1	1	-----	LRD,LRE,LRG,SRC,SRD,SRE,SRG
33	32570-ZY1-900	CABLE ASSY., REMOTE CONTROL EXTENSION	(1)	(1)	-----	LRD,LRE,LRG,SRC,SRD,SRE,SRG
34	32901-952-770	TIE, CABLE	2	2	-----	LRD,LRE,LRG,SRC,SRD,SRE,SRG
35	35100-ZV5-003	SWITCH ASSY., COMBINATION ...	(1)	(1)	-----	LRD,LRE,LRG,SRC,SRD,SRE,SRG
36	35110-ZV5-003	KEY ASSY., COMBINATION SWITCH	1	1	-----	LRD,LRE,LRG,SRC,SRD,SRE,SRG
37	35701-MG9-950	BAND	1	1	-----	LRD,LRE,LRG,SRC,SRD,SRE,SRG
38	36180-ZV5-013	SWITCH ASSY., EMERGENCY STOP	1	1	-----	LRD,LRE,LRG,SRC,SRD,SRE,SRG
39	36182-ZV4-650	CORD COMP., EMERGENCY	1	1	-----	LRD,LRE,LRG,SRC,SRD,SRE,SRG
40	36187-ZV4-651	CLIP, EMERGENCY LOCK	1	1	-----	LRD,LRE,LRG,SRC,SRD,SRE,SRG
41	37210-ZW9-832	LAMP ASSY., INDICATOR	1	1	-----	LRD,LRE,LRG,SRC,SRD,SRE,SRG
42	38403-341-672	PLATE, WINKER BUZZER	1	1	-----	LRD,LRE,LRG,SRC,SRD,SRE,SRG
43	38410-ZV5-003	BUZZER COMP., WARNING	1	1	-----	LRD,LRE,LRG,SRC,SRD,SRE,SRG
44	87701-ZV5-000	PLATE, REMOTE CONTROL	1	1	-----	LRD,LRE,LRG,SRC,SRD,SRE,SRG
45	87702-ZW9-800	MARK, FAST IDLE	1	1	-----	LRD,LRE,LRG,SRC,SRD,SRE,SRG

Ref. No.	Part No.	Description	Reqd. QTY		Serial No.	Parts catalogue code
			BF 15 D3	BF 20 D3		
46	90009-ZV5-000	BOLT, HEX., 8X35	1	1	-----	LRD,LRE,LRG,SRC,SRD,SRE,SRG
47	90105-MM4-000	SCREW, PAN, 6X10	1	1	-----	LRD,LRE,LRG,SRC,SRD,SRE,SRG
48	90125-ZV5-000	SCREW, 6X95	3	3	-----	LRD,LRE,LRG,SRC,SRD,SRE,SRG
49	90302-921-000	NUT, HEX., 16MM	1	1	-----	LRD,LRE,LRG,SRC,SRD,SRE,SRG
50	90304-ZV4-000	NUT, HEX., 6MM	3	3	-----	LRD,LRE,LRG,SRC,SRD,SRE,SRG
51	90502-ZV4-000	WASHER, PLAIN, 5MM	1	1	-----	LRD,LRE,LRG,SRC,SRD,SRE,SRG
52	90506-ZV4-000	WASHER, PLAIN, 6MM	5	5	-----	LRD,LRE,LRG,SRC,SRD,SRE,SRG
53	90507-ZV4-000	WASHER, PLAIN, 8MM	2	2	-----	LRD,LRE,LRG,SRC,SRD,SRE,SRG
54	90512-921-010	WASHER, 6MM	6	6	-----	LRD,LRE,LRG,SRC,SRD,SRE,SRG
55	90557-ZV5-000	WASHER, 28MM	1	1	-----	LRD,LRE,LRG,SRC,SRD,SRE,SRG
56	90561-ZV5-000	WASHER, PLAIN, 4MM	2	2	-----	LRD,LRE,LRG,SRC,SRD,SRE,SRG
57	90751-ZV5-000	PIN, LOCK, 6MM	2	2	-----	LRD,LRE,LRG,SRC,SRD,SRE,SRG
58	90772-ZV5-000	PIN, 6X6	1	1	-----	LRD,LRE,LRG,SRC,SRD,SRE,SRG
59	91151-ZV5-000	ROLLER, CLICK	1	1	-----	LRD,LRE,LRG,SRC,SRD,SRE,SRG
60	91567-ZV5-000	COLLAR, LINK JOINT	2	2	-----	LRD,LRE,LRG,SRC,SRD,SRE,SRG
61	91570-ZV5-000	COLLAR, DISTANCE, 6X10X43.5 .	3	3	-----	LRD,LRE,LRG,SRC,SRD,SRE,SRG
62	92101-05016-4J	BOLT, HEX., 5X16	1	1	-----	LRD,LRE,LRG,SRC,SRD,SRE,SRG
63	93500-05010-4J	SCREW, PAN, 5X10	2	2	-----	LRD,LRE,LRG,SRC,SRD,SRE,SRG
64	93700-05012-4J	SCREW, OVAL, 5X12	2	2	-----	LRD,LRE,LRG,SRC,SRD,SRE,SRG
65	93901-251J0	SCREW, TAPPING, 5X10	3	3	-----	LRD,LRE,LRG,SRC,SRD,SRE,SRG
66	93901-252J0	SCREW, TAPPING, 5X12	1	1	-----	LRD,LRE,LRG,SRC,SRD,SRE,SRG
67	93903-262J0	SCREW, TAPPING, 6X16	2	2	-----	LRD,LRE,LRG,SRC,SRD,SRE,SRG
68	93905-255J0	SCREW, TAPPING, 5X25	7	7	-----	LRD,LRE,LRG,SRC,SRD,SRE,SRG
69	94001-06490-0S	NUT, HEX., 6MM	1	1	-----	LRD,LRE,LRG,SRC,SRD,SRE,SRG
70	94002-05490-0S	NUT, HEX., 5MM	1	1	-----	LRD,LRE,LRG,SRC,SRD,SRE,SRG
71	94540-03029	E-RING, 3MM	1	1	-----	LRD,LRE,LRG,SRC,SRD,SRE,SRG
72	94540-04029	E-RING, 4MM	1	1	-----	LRD,LRE,LRG,SRC,SRD,SRE,SRG
73	94540-07029	E-RING, 7MM	1	1	-----	LRD,LRE,LRG,SRC,SRD,SRE,SRG





Service item F.R.T.
NOT INFORMATION

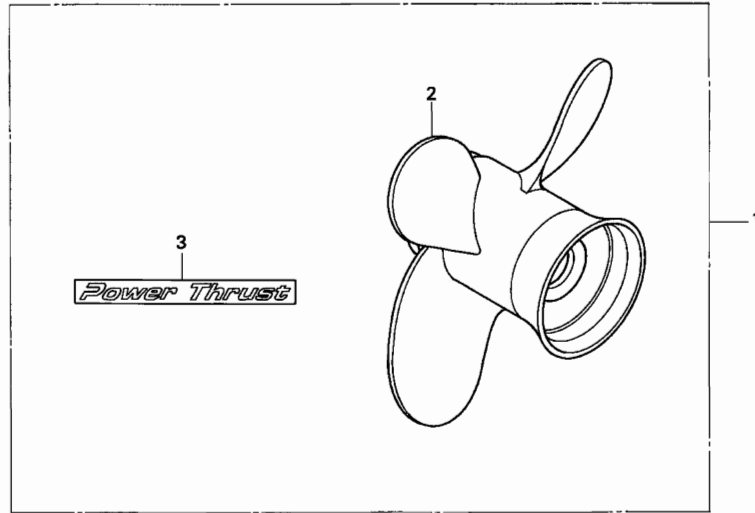
3

Ref. No.	Part No.	Description	Reqd. QTY		Serial No.	Parts catalogue code
			BF 15 D3	BF 20 D3		
1	24911-ZW7-U01	CABLE ASSY., PUSH-PULL (33C-5FT)	(2)	(2)	-----	LRD,LRE,LRG,SRD,SRE,SRG
	24912-ZW7-U01	CABLE ASSY., PUSH-PULL (33C-6FT)	(2)	(2)	-----	LRD,LRE,LRG,SRD,SRE,SRG
	24913-ZW7-U01	CABLE ASSY., PUSH-PULL (33C-7FT)	(2)	(2)	-----	LRD,LRE,LRG,SRD,SRE,SRG
	24914-ZW7-U01	CABLE ASSY., PUSH-PULL (33C-8FT)	(2)	(2)	-----	LRD,LRE,LRG,SRD,SRE,SRG
	24915-ZW7-U01	CABLE ASSY., PUSH-PULL (33C-9FT)	(2)	(2)	-----	LRD,LRE,LRG,SRD,SRE,SRG
	24916-ZW7-U01	CABLE ASSY., PUSH-PULL (33C-10FT)	(2)	(2)	-----	LRD,LRE,LRG,SRD,SRE,SRG
	24917-ZW7-U01	CABLE ASSY., PUSH-PULL (33C-11FT)	(2)	(2)	-----	LRD,LRE,LRG,SRD,SRE,SRG
	24918-ZW7-U01	CABLE ASSY., PUSH-PULL (33C-12FT)	(2)	(2)	-----	LRD,LRE,LRG,SRD,SRE,SRG
	24919-ZW7-U01	CABLE ASSY., PUSH-PULL (33C-13FT)	(2)	(2)	-----	LRD,LRE,LRG,SRD,SRE,SRG
	24920-ZW7-U01	CABLE ASSY., PUSH-PULL (33C-14FT)	(2)	(2)	-----	LRD,LRE,LRG,SRD,SRE,SRG
	24921-ZW7-U01	CABLE ASSY., PUSH-PULL (33C-15FT)	(2)	(2)	-----	LRD,LRE,LRG,SRD,SRE,SRG
	24922-ZW7-U01	CABLE ASSY., PUSH-PULL (33C-16FT)	(2)	(2)	-----	LRD,LRE,LRG,SRD,SRE,SRG

FOP-2

PROPELLER KIT

G16

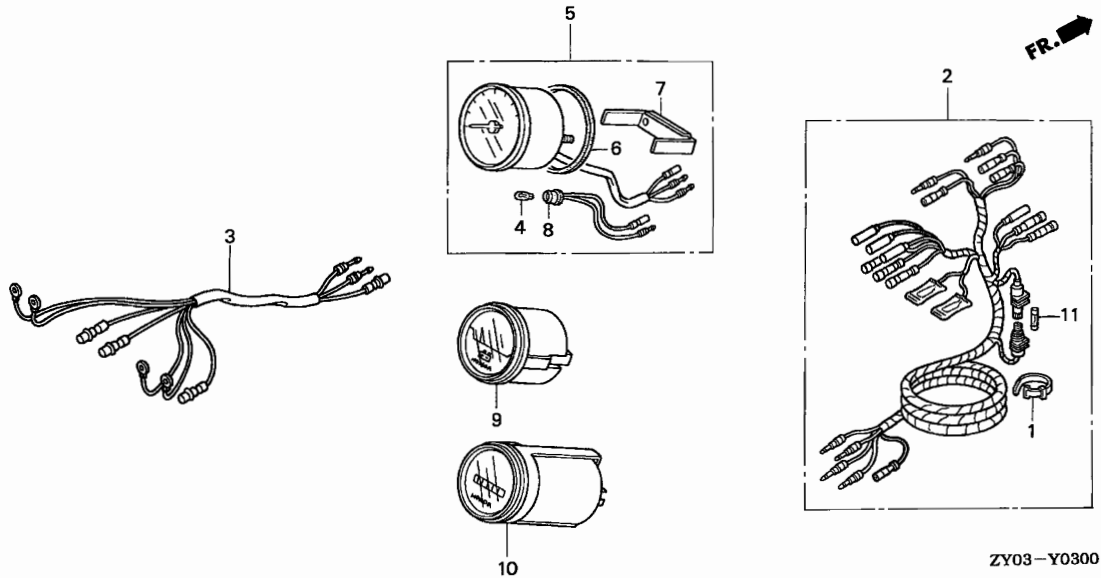


ZY03-Y0200

Service item	F.R.T.
PROPELLER KIT, POWER THRUST ..	0.1

Ref. No.	Part No.	Description	Reqd. QTY		Serial No.	Parts catalogue code
			BF 15 D3	BF 20 D3		
1	06581-ZY0-S00ZA	PROPELLER KIT, POWER THRUST *NH282MU* OYSTER SILVER METALLIC-U	(1)	(1)	-----	LHD,LHE,LHG,LHSD,LHSE,LHSG,LRD,LRE,LRG,SHD,SHE,SHG,SHSD,SHSE,SHSG,SRD SRE,SRG
	06581-ZY0-S10ZA	*NH282MU* OYSTER SILVER METALLIC-U	(1)	(1)	-----	SHC,SHSC,SRC
2	58130-ZY0-B91ZA	PROPELLER COMP., FOUR BLADES (10X7-5/8) *NH283*.....STIN GRAY	(1)	(1)	-----	
3	87133-ZW9-S00	MARK, POWER THRUST	(1)	(1)	-----	LHD,LHE,LHG,LHSD,LHSE,LHSG,LRD,LRE,LRG,SHD,SHE,SHG,SHSD,SHSE,SHSG,SRD SRE,SRG
	87133-ZW9-S10	(1)	(1)	-----	LHC,LHSC,SHC,SHSC,SRC

3



Service item F.R.T.
NOT INFORMATION

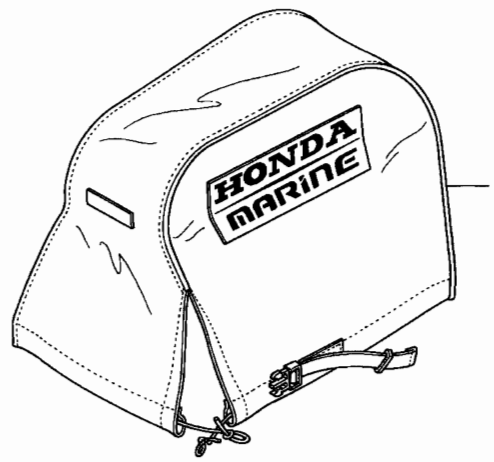
3

Ref. No.	Part No.	Description	Reqd. QTY		Serial No.	Parts catalogue code
			BF 15 D3	BF 20 D3		
1	32161-404-000	BAND B1, WIRE	(1)	(1)	-----	LRD,LRE,LRG,SRC,SRD,SRE,SRG
2	32540-ZV5-911	HARNESS ASSY., METER (A)	(1)	(1)	-----	LRD,LRE,LRG,SRC,SRD,SRE,SRG
3	32550-ZV5-910	HARNESS ASSY., METER (B)	(1)	(1)	-----	LRD,LRE,LRG,SRC,SRD,SRE,SRG
4	34908-MB9-871	BULB, WEDGE BASE (12V 1.7W) .	(1)	(1)	-----	LRD,LRE,LRG,SRC,SRD,SRE,SRG
5	37250-ZW9-901	TACHOMETER ASSY.	(1)	(1)	-----	LRD,LRE,LRG,SRC,SRD,SRE,SRG
6	37253-ZV5-821	PACKING	(1)	(1)	-----	LRD,LRE,LRG,SRC,SRD,SRE,SRG
7	37256-ZV5-821	BRACKET	(1)	(1)	-----	LRD,LRE,LRG,SRC,SRD,SRE,SRG
8	37258-ZV5-821	SOCKET COMP.	(1)	(1)	-----	LRD,LRE,LRG,SRC,SRD,SRE,SRG
9	37450-ZV5-910	METER ASSY., VOLT	(1)	(1)	-----	LRD,LRE,LRG,SRC,SRD,SRE,SRG
10	39700-ZV5-912	METER ASSY., HOUR	(1)	(1)	-----	LRD,LRE,LRG,SRC,SRD,SRE,SRG
11	98200-11000	FUSE A (10A)	(1)	(1)	-----	LRD,LRE,LRG,SRC,SRD,SRE,SRG

FOP-4

ENGINE COVER

H 2



ZY03-Y0400

Service item F.R.T.
NOT INFORMATION

Ref. No.	Part No.	Description	Reqd. QTY		Serial No.	Parts catalogue code
			BF	BF		
			15	20		
			D3	D3		
1	88163-ZY1-U00	COVER, ENGINE	(1)	(1)		

3

PART NO. INDEX

Part Number				Address				Page				Ref.											
Part Number	Address	Page	Ref.	Part Number	Address	Page	Ref.	Part Number	Address	Page	Ref.	Part Number	Address	Page	Ref.								
06000				15121-ZW9-000	D5	22	2	16150-ZY0-003	D11	28	14	17700-ZW9-010	F12	51	13	19271-ZV1-810	E6	39	4				
				15131-414-000	D5	22	3			D13	30	17	17700-ZW9-661	F10	49	16	19272-881-810	E6	39	5			
06190-ZV1-860	E6	39	1	15133-414-000	D5	22	4	16150-ZY1-003	D11	28	14			49	16	19279-ZW9-000	D4	21	2				
06581-ZY0-S00ZA	G16	71	1	15136-ZW9-000	D5	22	5			D13	30	17	17701-881-000	F10	49	17	19291-ZW9-000	D4	21	3			
06581-ZY0-S10ZA	G16	71	1	15211-ZW9-010	D5	22	6	16166-ZY0-003	D11	28	15	17701-ZV5-000	F12	51	15	19297-ZW9-000	D4	21	4				
				15212-ZW9-000	D5	22	7			D13	30	18	17701-ZY1-000	E1	34	9	19300-ZW9-003	D4	21	5			
				15220-ZW9-003	D5	22	8	16166-ZY1-003	D11	28	15	17702-ZV4-000	F10	49	18	19315-ZW9-000	D4	21	6				
				15332-ZY1-000	F6	45	2			D13	30	18	F12	51	16	19317-ZW9-000	D4	21	7				
				15400-PFB-004	D2	19	6	16211-ZY1-000	D11	28	16	17702-ZY1-000	E1	34	10	19361-ZW9-405ZA	D4	21	8				
11300-ZY1-405	D2	19	1	15422-ZW9-000	D5	22	9			D14	31	19	17703-921-000	F10	49	19	19371-ZW9-000	D4	21	9			
11300-ZY1-406	D2	19	1	15473-881-000	D5	22	10	16221-ZY1-000	D11	28	17			F12	51	17							
11321-ZY1-405ZA	G1	56	1	15474-ZW9-000	D5	22	11			D14	31	20	17704-921-000	F10	49	21	24000						
11340-ZY1-000	D2	19	2	15611-921-000	D1	18	6	16617-ZW9-000	D1	18	7	17704-ZV4-000	F10	49	20	24101-ZW9-000	F8	47	1				
11342-ZW9-000	D2	19	3	15655-ZW9-000	D2	19	7	16700-ZW9-003	E1	34	1	17704-ZV5-900	F12	51	19	24102-ZW9-000	F8	47	2				
11381-ZW9-003	D3	20	1					16792-ZY1-000	E1	34	3	17710-ZW9-033	G1	56	3	24103-ZV7-000	F8	47	3				
								16793-ZY1-000	E1	34	4			G3	58	3	24122-ZW9-000	F8	47	4			
								16851-ZW9-000	G1	56	2	17800-ZV1-611	F10	49	22	24123-ZV1-300	F8	47	5				
												G3	58	2	17803-GC3-003	F10	49	23	24218-ZW9-000	G1	56	5	
												F1	40	1	17838-ZW9-000	F1	40	1	24221-ZW9-000	G3	58	12	
												G3	58	4			G3	58	6	24221-ZW9-000	G1	56	6
												G3	58	5	17841-ZY1-810	G3	58	5	24311-ZW9-300	F6	45	11	
												G7	62	1	17853-ZV5-000	G7	62	1	24311-ZW9-630	F6	45	11	
												G6	58	6	17877-ZW9-830	G3	58	6	24312-ZV7-000	F6	45	12	
												F1	40	2	17910-ZY1-003	F1	40	2	24320-ZW9-000	F6	45	13	
												F10	49	4	17917-ZW9-000	F1	40	3	24320-ZW9-630	F6	45	13	
												F10	49	5	17931-ZW9-830	G3	58	7	24341-ZW9-300	F6	45	14	
												F10	49	6	17932-ZW9-830	G3	58	8	24611-ZW9-000	G1	56	7	
												F12	51	2	17933-ZV4-000	G3	58	9	24613-ZW9-000	G3	58	8	
												F12	51	3	17933-ZW9-830	G3	58	10	24614-ZW9-010	G1	56	9	
												G1	56	4	17936-921-000	G1	56	4	24618-ZW9-830	G3	58	15	
												G3	58	11			G3	58	16	24625-ZV5-000	F1	40	4
												F13	52	1	17940-ZW9-000	F13	52	1	24626-ZW9-000	G1	56	10	
												F14	53	1			G3	58	17	24800-ZY1-810	G12	67	1
												F15	54	1			G12	67	2	24811-ZV5-000	G12	67	2
												D11	28	18	17950-ZY1-003	D11	28	18	24812-ZV5-000	G12	67	3	
														18000			G12	67	4	24813-ZV5-000	G12	67	4
														18231-ZY1-000	D16	33	1	24814-ZV5-000	G12	67	5		
														18231-ZY1-620	D16	33	1	24815-ZV5-000	G12	67	6		
														18233-ZW9-003	D16	33	2	24816-ZV5-000	G12	67	7		
														18455-ZV5-680	D16	33	3	24817-ZV5-000	G12	67	8		
														18458-881-C40	D16	33	4	24819-ZV5-000	G12	67	9		
																19000			24820-ZV5-000	G12	67	10	
														19210-ZW9-A32	F6	45	3	24830-ZV5-010	G12	67	11		
														19215-ZW9-000	F6	45	4	24836-ZV5-000	G12	67	12		
														19231-ZW9-000	F6	45	5	24841-ZV5-000	G12	67	13		
														19232-ZW9-000	F6	45	6	24845-ZV5-000	G12	67	14		
														19240-ZY1-000	F6	45	7	24850-ZV5-000	G12	67	15		
														19243-ZW9-000	F6	45	8	24854-ZV5-000	G12	67	16		
														19251-ZW9-000	F6	45	9	24855-ZV5-000	G12	67	17		
														19251-ZW9-630	F6	45	9	24860-ZV5-000	G12	67	18		
														19252-ZW9-000	D3	20	2	24865-ZV5-000	G12	67	19		
														19253-ZW9-000	F6	45	10	24875-ZV5-000	G12	67	20		
														19270-881-812	E6	39	2	24876-ZV5-000	G12	67	21		
														19271-ZV1-000	E6	39	3	24878-ZV5-000	G12	67	22		
																16130-ZY1-801	D13	30	14				
														16131-ZW9-801	D13	30	15						
														16132-ZW9-801	D13	30	16						



PART NO. INDEX

Part Number	Address	Page	Ref.	Part Number	Address	Page	Ref.	Part Number	Address	Page	Ref.	Part Number	Address	Page	Ref.	Part Number	Address	Page	Ref.
24881-ZV5-000	G13	68	23	30506-ML4-003	E3	36	5	32530-ZY1-810	G13	68	32	40000				50212-ZW9-003	G7	62	8
24883-ZV5-000	G13	68	24	30515-ZW9-000	E3	36	6	32540-ZV5-911	H1	72	2					50214-ZV4-003	G7	62	9
24884-ZV5-000	G13	68	25	30595-ZY1-003	E2	35	2	32550-ZV5-910	H1	72	3	40104-ZW9-830	G3	58	21	50214-ZV5-003	G7	62	9
24885-ZV5-000	G13	68	26					32570-ZY1-900	G13	68	33	40105-ZV4-000	F1	40	10	50215-ZW9-000	G7	62	10
24887-ZV5-000	G13	68	27	31000				32901-952-770	G13	68	34	40105-ZW9-010	G2	57	15	50218-ZW9-000	G7	62	11
24891-ZV5-000	G13	68	28									40105-ZW9-831	G3	58	22	50219-ZW9-000	G7	62	12
24892-ZV5-000	G13	68	29	31110-ZY1-000ZA	E2	35	3	34000				40106-ZW9-630	G2	57	16	50300-ZW9-020ZA	G5	60	1
24894-ZV5-000	G13	68	30	31110-ZY1-800ZA	E2	35	3					40106-ZW9-730	G2	57	17	50300-ZW9-832ZA	G5	60	1
24898-ZV5-000	G13	68	31	31127-ZW9-730	F1	40	5	34908-MB9-871	H1	72	4	40106-ZW9-830	G3	58	23	50310-ZW9-020ZA	G5	60	2
24911-ZW7-U01	G15	70	1	31200-ZY1-801	E4	37	1					40107-ZW9-720	G2	57	18	50310-ZW9-832ZA	G5	60	2
24912-ZW7-U01	G15	70	1	31204-KS5-901	E4	37	2	35000					G4	59	24	50331-ZV5-000	G5	60	3
24913-ZW7-U01	G15	70	1	31207-KS5-901	E4	37	3					40108-ZW9-000	G2	57	19	50333-921-003	G5	60	4
24914-ZW7-U01	G15	70	1	31210-ZY1-801	E4	37	4	35100-ZV5-003	G13	68	35	40108-ZW9-830	G4	59	25	50335-ZV5-000	G5	60	5
24915-ZW7-U01	G15	70	1	31214-ZV7-751	E4	37	5	35110-ZV5-003	G13	68	36	40109-ZW9-000	G2	57	20	50340-ZV4-000	G5	60	6
24916-ZW7-U01	G15	70	1	31216-ZV4-811	E4	37	6	35150-ZY1-731	F1	40	6		G4	59	26	50340-ZV7-000	G5	60	6
24917-ZW7-U01	G15	70	1	31217-ZV4-812	E4	37	7	35180-ZY1-003	F1	40	7	40201-ZW9-000ZA	F3	42	1	50341-ZV4-300	G5	60	7
24918-ZW7-U01	G15	70	1	31221-ZV4-811	E4	37	8	35470-ZY1-731	G1	56	11	40201-ZW9-630ZA	F3	42	1	50341-ZV7-300	G5	60	7
24919-ZW7-U01	G15	70	1	31223-ZV4-811	E4	37	9									50342-ZV4-300	G5	60	8
24920-ZW7-U01	G15	70	1	31231-ZV4-811	E4	37	10	35476-ZW9-730	G1	56	12	41000				50342-ZV5-300	G5	60	8
24921-ZW7-U01	G15	70	1	31233-ZV4-811	E4	37	11									50343-921-300	G5	60	9
24922-ZW7-U01	G15	70	1	31235-ZW9-801	E4	37	12	35490-ZW9-003	D2	19	9	41005-ZY1-000ZA	F5	44	1	50343-ZV7-300	G5	60	9
				31236-ZV4-811	E4	37	13	35618-ZV5-000	G1	56	13	41005-ZY1-610ZA	F5	44	1	50381-ZV5-000	G5	60	10
28000				31238-ZV4-812	E4	37	14					41101-ZY1-300ZA	F3	42	2	50512-ZW9-010	G7	62	13
28400-ZY1-003	D8	25	1	31258-ZY1-000	E4	37	15	35673-ZW5-003	D1	18	8	41104-ZV5-000	F3	42	3	50514-ZW9-000	G7	62	14
28401-ZW9-003	D8	25	2	31630-ZY1-003	E2	35	4	35701-MG9-950	G13	68	37	41105-ZV5-000	F3	42	4	50514-ZW9-A30	G7	62	14
28414-ZY1-000	D8	25	3	31630-ZY1-901	E2	35	5	35850-ZY1-801	E4	37	18	41106-ZW9-000	F3	42	5	50515-ZW9-300	G8	63	15
28418-ZW9-003	D8	25	4	31750-ZY1-731	F14	53	2					41112-ZY1-000	F6	45	15	50516-ZV4-300	G8	63	16
28421-ZW9-003	D8	25	5					36000				41112-ZY1-610	F6	45	15	50517-ZW9-000	G8	63	17
28422-ZW9-003	D8	25	6	32000								41116-ZW9-A30	F6	45	16	50517-ZW9-A30	G8	63	17
28428-ZW9-003	D8	25	7					36104-ZW9-003	F13	52	8	41131-ZY1-000	F6	45	17	50518-ZW9-000	G8	63	18
28431-ZW9-003	D8	25	8	32100-ZY1-000	F13	52	2					41135-ZY1-000	F6	45	18	50519-ZW9-010	G8	63	19
28432-ZV4-003	D8	25	9	32100-ZY1-700	F14	53	3					41136-ZY1-000	F6	45	19	50519-ZW9-A30	G8	63	19
28433-ZV7-003	D8	25	10	32100-ZY1-810	F15	54	3	36105-ZW9-003	F1	40	8	41137-ZY1-000	F6	45	19	50520-ZV4-000	G8	63	20
28435-ZV4-003	D8	25	11	32103-ZW9-000	F13	52	3	36180-ZV5-013	G13	68	38	41140-ZY1-000	F8	47	6	50520-ZW9-A30	G8	63	20
28436-ZV4-003	D8	25	12					36182-ZV4-650	F1	40	9	41146-ZW9-000	F8	47	7	50521-ZV1-000	G8	63	21
28437-ZV4-003	D8	25	13									41147-ZW9-000	F8	47	7	50522-ZV4-000	G8	63	22
28438-ZV4-003	D8	25	14	32108-ZY1-000	E3	36	7	36187-ZV4-651	G11	66	3	41148-ZW9-000	F8	47	7	50525-ZV4-000	G8	63	23
28441-ZW9-003	D8	25	15	32109-ZY1-000	E3	36	8					41149-ZW9-000	F8	47	7	50526-ZV4-000	G8	63	24
28442-ZW9-003	D8	25	16	32112-ZW9-000	F13	52	4					41151-ZY1-000	F8	47	8	50527-ZV4-010	G8	63	25
28443-ZW9-003	D8	25	17					37000				41161-ZW9-000	F8	47	9	50528-ZV4-010	G8	63	26
28451-ZW9-003	E2	35	1									41200-ZW9-000ZA	F8	47	10	50531-ZV7-000	G8	63	27
28455-ZY1-000	D8	25	18	32114-ZW9-730	D2	19	8	37210-ZW9-832	G13	68	41					50532-ZV4-000	G8	63	28
28461-ZH8-003	G11	66	1					37210-ZY1-003	G1	56	14	46000				50533-ZW9-000	G8	63	29
28461-ZV4-003	D8	25	19					37250-ZW9-901	H1	72	5								
28462-ZV4-003	D8	25	20					37253-ZV5-821	H1	72	6	46391-VMO-003	G2	57	21				
28462-ZW9-003	G11	66	2	32115-ZW9-000	F14	53	7	37256-ZV5-821	H1	72	7		G4	59	27	53000			
28466-ZW9-003	D8	25	21					37258-ZV5-821	H1	72	8					53103-ZW9-000	F1	40	11
28471-ZV7-003	D8	25	22	32117-ZW9-000	F13	52	6	37450-ZV5-910	H1	72	9	50000				53110-ZW9-000ZA	F1	40	12
28476-ZV7-003	D8	25	23	32118-ZW9-730	F13	52	7									53115-732-000	G4	59	28
								38000				50100-ZW9-000	G7	62	2	53131-ZW9-000ZA	F1	40	13
30000												50100-ZW9-630	G7	62	2	53131-ZW9-700ZA	F1	40	13
30310-ZY1-003	E3	36	1	32121-HA0-003	F14	53	9	38403-341-672	G13	68	42	50111-ZW9-000ZA	F3	42	6	53132-ZW9-000	F2	41	14
30400-ZY0-003	E3	36	2					38410-ZV5-003	G13	68	43	50150-ZY1-000	G7	62	3	53133-ZW9-000	F2	41	15
30400-ZY1-003	E3	36	2	32161-404-000	H1	72	1					50152-ZW9-000	G7	62	4	53134-ZW9-000	F2	41	16
30417-ZY1-900	E3	36	3	32402-ZY1-800	E4	37	16					50153-ZW9-000	G7	62	5	53141-ZW9-000	F2	41	17
30418-ZY1-900	E3	36	3	32410-ZY1-730	F14	53	10	39700-ZV5-912	H1	72	10	50201-ZW9-000ZA	G7	62	6	53165-ZW9-000	F2	41	18
30450-ZY1-003	E3	36	4									50201-ZW9-820ZA	G7	62	6	53171-ZW9-000	F2	41	19
				32411-ZV4-811	E4	37	17					50201-ZY1-610ZA	G7	62	6	53234-ZW9-830	G8	63	30
												50211-ZW9-000	G7	62	7				



PART NO. INDEX

Part Number	Address	Page	Ref.	Part Number	Address	Page	Ref.	Part Number	Address	Page	Ref.	Part Number	Address	Page	Ref.
92000				99000											
92101-05016-4J	G14	69	62	99001-10120	G11	66	8								
92101-06160-4J	G6	61	13	99002-13500	G11	66	9								
93000															
93500-05010-4J	F11	50	27	99003-10000	G11	66	10								
	G14	69	63	99003-30000	G11	66	11								
93500-05020-4J	D4	21	12	99003-50000	G11	66	12								
93700-05012-4J	G14	69	64	99008-01600	G11	66	13								
93700-05028-4J	F4	43	19	99101-ZV5-0980	D12	29	20								
93901-251J0	G14	69	65		D14	31	23								
93901-252J0	G14	69	66	99101-ZV5-1000	D12	29	20								
93903-243J0	F2	41	27		D14	31	23								
				99101-ZV5-1020	D12	29	20								
93903-262J0	G14	69	67		D14	31	23								
93905-255J0	G14	69	68	99101-ZV5-1150	D12	29	20								
94000															
94001-06490-0S	F7	46	30	99101-ZV5-1200	D12	29	20								
	G14	69	69		D14	31	23								
94002-05490-0S	G14	69	70	99101-ZV5-1220	D12	29	20								
94002-06490-0S	G8	63	52		D14	31	23								
94301-06100	D3	20	4	99101-ZV5-1250	D12	29	20								
94301-10120	D2	19	17		D14	31	23								
	E5	38	29												
94302-08140	D2	19	18												
94305-20083	G6	61	23												
94305-25083	G6	61	23												
94540-03029	G14	69	71												
94540-04029	G14	69	72												
94540-07029	G14	69	73												
94540-08018	F7	46	31												
94601-16000	D6	23	8												
95000															
95003-07012-31	D15	32	10												
95003-07020-31	D12	29	19												
	D14	31	22												
95005-80240-30	D9	26	29												
95701-06010-08	E2	35	9												
96000															
96100-60050-00	F9	48	22												
96220-25118	F7	46	32												
96220-40158	D5	22	18												
96300-06022-09	D5	22	19												
98000															
98059-55916	D1	18	17												
98059-55926	D1	18	17												
98200-11000	H1	72	11												
98200-32000	F14	53	20												
	F15	54	21												

PART NAME INDEX

J 1

Part name	Address	Page	Ref.	Part name	Address	Page	Ref.	Part name	Address	Page	Ref.
[A]											
ABSORBER, FUEL	F10	49	5	BOLT, FLANGE, 6X12	G8	63	31	BRACKET COMP., FR.	E4	37	12
ARM COMP., LINK JOINT	G12	67	18	BOLT, FLANGE, 6X14	D1	18	11	BRACKET COMP., L. STERN	G5	60	2
ARM COMP., SHIFT LINK	G12	67	14		D2	19	11	BRACKET COMP., R. STERN	G5	60	1
ARM COMP., TILT	G8	63	20		E3	36	9	BRACKET, CLIP B	D2	19	8
ARM, FUEL PUMP ROCKER	D7	24	4		E4	37	19		F13	52	5
ARM, REVERSE LOCK	G8	63	18		F13	52	10		F14	53	6
ARM, SHIFT LINK	G3	58	8		F14	53	13		F15	54	6
ARM, STOPPER	D8	25	12	BOLT, FLANGE, 6X16	F15	54	13	BRACKET, CLIP E	F13	52	7
ARM, THROTTLE REMOTE	G3	58	7		F11	50	24		F14	53	8
ARM, VALVE ROCKER	D7	24	3	BOLT, FLANGE, 6X20	F3	42	11		F15	54	8
					F7	46	21	BRACKET, CLIP F	F13	52	3
					F9	48	12		F14	53	4
					F13	52	9		F15	54	4
					F14	53	12	BRACKET, CONNECTOR	E3	36	8
					F15	54	12	BRACKET, COUPLER D	F13	52	6
								BRACKET, C.D.I.	E3	36	7
								BRACKET, FUSE CASE	F14	53	7
									F15	54	7
								BRACKET, IGNITION COIL	E3	36	6
								BRACKET, LINK JOINT	G12	67	19
								BRACKET, NEUTRAL SWITCH	G1	56	12
									G3	58	19
								BRACKET, RELEASE ROD	G8	63	25
								BRACKET, RR.	E4	37	13
								BRACKET, STARTER CABLE	F13	52	4
									F14	53	5
									F15	54	5
								BRACKET, STEERING HANDLE	F1	40	13
								BRACKET, TILT LEVER	G8	63	26
								BRACKET, TILT SHAFT	G8	63	24
								BULB, PRIMER	F10	49	13
									F12	51	11
								BULB, WEDGE BASE	H1	72	4
								BUSH, SWIVEL CASE	G7	62	9
								BUSH, TILT LEVER	G8	63	21
											22
								BUZZER COMP., WARNING	G13	68	43
								BYSTARTER ASSY., AUTO	D13	30	14
								[C]			
								CABLE ASSY. B, REMOTE CONTROL ..	G13	68	32
								CABLE ASSY., PUSH-PULL	G15	70	1
								CABLE ASSY., REMOTE CONTROL ..			
								EXTENSION	G13	68	33
								CABLE ASSY., STARTER	F14	53	10
									F15	54	10
								CABLE COMP., CHOKE	D11	28	18
								CABLE COMP., NEUTRAL STARTING ..	F13	52	1
									F14	53	1
									F15	54	1
								CABLE COMP., THROTTLE	F1	40	2
								CABLE, TIE	F14	53	17
									F15	54	17
								CAMSHAFT COMP.	D7	24	2
								CAP ASSY.	G5	60	5
								CAP COMP., FUEL FILLER	F10	49	11
									F12	51	7
								CAP, HANDLE	G12	67	5



PART NAME INDEX

Part name	Address	Page	Ref.	Part name	Address	Page	Ref.	Part name	Address	Page	Ref.
CAP, LOWER HANDLE	G4	59	28	CONNECTOR ASSY., FUEL	G3	58	3	FUSE, BLADE	F14	53	20
CAP, OIL	D1	18	6	CONNECTOR COMP., FUEL	F12	51	10		F15	54	21
CAP, SAMPLING PROBE	D16	33	4	CORD COMP., EMERGENCY	F1	40	9	[G]			
CAP, STARTER KNOB	D8	25	21		G13	68	39	GASKET SET	D11	28	1
CAP, TILTING BOLT	G5	60	3	CORD, MAGNET SWITCH	E4	37	16		D13	30	1
CARBURETOR ASSY.	D11	28	11	COTTER, VALVE	D7	24	12	GASKET, CYLINDER HEAD	D1	18	3
	D13	30	12	COVER ASSY., CRANKCASE	D2	19	1	GASKET, EX. CHAMBER	D16	33	2
CARTRIDGE, OIL FILTER	D2	19	6	COVER COMP., CRANKCASE SIDE	D2	19	2	GASKET, IMPELLER	F6	45	6
CASE ASSY., GEAR	F5	44	1	COVER COMP., ENGINE	F16	55	1	GAUGE COMP., OIL LEVEL	D2	19	7
CASE B, STARTER	D8	25	3	COVER COMP., HEAD	D1	18	4	GEAR COMP., FR. BEVEL	F8	47	6
CASE, EXTENSION	F3	42	1	COVER COMP., L. ENGINE UNDER	F16	55	6	GEAR, PINION	F6	45	17
CASE, GEAR	F3	42	2	COVER COMP., L. UNDER ENGINE	F16	55	6	GEAR, RR. BEVEL	F8	47	8
CASE, OIL	G1	56	1	COVER COMP., R. ENGINE UNDER	F16	55	5	GRIP, REMOTE CONTROL HANDLE	G12	67	4
	G3	58	1	COVER COMP., R. UNDER ENGINE	F16	55	5	GRIP, SCREW DRIVER	G11	66	12
CASE, RECOIL STARTER	D8	25	2	COVER COMP., SILENCER	D15	32	4	GRIP, STARTER	D8	25	19
CASE, SWIVEL	G7	62	6	COVER, ENGINE	H2	73	1		G11	66	1
CHAMBER COMP., FUEL	E1	34	2	COVER, EX. CHAMBER	D16	33	1	GRIP, THROTTLE FRICTION	F2	41	14
CHAMBER SET, FLOAT	D11	28	6	COVER, GRIP	G12	67	9	GROMMET A, OIL CASE	G2	57	15
	D13	30	6	COVER, IMPELLER	F6	45	5		G3	58	22
CIRCLIP, 14MM	E5	38	26	COVER, OIL PUMP	D5	22	2	GROMMET B, OIL CASE	G2	57	16
CLAMP, TUBE	D5	22	17	COVER, STARTER TERMINAL	E4	37	17		G3	58	23
	E1	34	8	COVER, STATOR	F1	40	5	GROMMET D, OIL CASE	G2	57	19
CLIP, ANCHOR	E3	36	13	COVER, THERMOSTAT	D4	21	6		G4	59	25
CLIP, BRAKE PIPE	G2	57	21	COVER, UPPER MOUTING RUBBER	G7	62	5	GROMMET E, OIL CASE	G2	57	20
	G4	59	27	COVER, WATER JACKET	D4	21	8		G4	59	26
CLIP, EMERGENCY LOCK	G11	66	3	CRANKSHAFT	D6	23	5	GROMMET F, OIL CASE	G2	57	18
	G13	68	40	C.D.I. UNIT	E3	36	2		G4	59	24
	E3	36	12	[D]							
CLIP, FUEL TUBE	E3	36	14	DOWEL PIN, 10X12	D2	19	17	GROMMET G, OIL CASE	G3	58	21
CLIP, HARNESS BAND	E3	36	14		E5	38	29	GROMMET, ENGINE COVER	D8	25	24
	F13	52	13	DOWEL PIN, 14X20	D2	19	14	GROMMET, ENGINE UNDER COVER	F16	55	7
	F14	53	18	DOWEL PIN, 6X10	D3	20	4	GROMMET, OIL CASE	F1	40	10
	F15	54	18		F3	42	16	GROMMET, WATER CHECK	F16	55	10
CLIP, PISTON PIN, 16MM	D6	23	8	DRIVER 2, PLUS SCREW	G11	66	10	GROMMET, WATER PUMP HOUSING	F6	45	8
CLIP, TUBE	D14	31	21	DRIVER 3, MINUS SCREW	G11	66	11	GROMMET, WATER TUBE	D3	20	2
	E1	34	12	DRIVER, CHECK BOLT	G11	66	7	GUIDE, OIL	F6	45	2
			13	[E]							
	G2	57	30	E-RING	D8	25	7	GUIDE, RECOIL STARTER	D8	25	4
	G4	59	37	E-RING, 3MM	G14	69	71	GUIDE, ROLLER	D8	25	23
			38	E-RING, 4MM	G14	69	72	[H]			
CLIP, VALVE GUIDE	F6	45	1	E-RING, 7MM	G14	69	73	HANDLE COMP., STEERING	F1	40	12
CLIP, WIRE HARNESS	F2	41	26	E-RING, 8MM	F7	46	31	HANDLE, CARRYING	G5	60	11
CLUTCH COMP.	E4	37	5	[F]							
COIL ASSY., CHARGE	E2	35	4	FILTER, FUEL	F10	49	8	HANDLE, CARRYING REMOTE	G5	60	11
			5		F12	51	5	HANDLE, REMOTE CONTROL	G12	67	2
COIL ASSY., IGNITION	E3	36	4	FLANGE, OIL STRAINER	D5	22	6	HARNESS ASSY., METER	H1	72	2
COIL ASSY., POWER	E2	35	2	FLANGE, TIMING PULLEY	D10	27	2		F13	52	2
COIL ASSY., PULSER	E3	36	1	FLOAT SET	D11	28	3		F14	53	3
COLLAR, DISTANCE	G6	61	22		D13	30	3	HARNESS ASSY., WIRE	F15	54	3
COLLAR, DISTANCE, 6X10X43.5	G14	69	61	FLYWHEEL COMP.	E2	35	3	HEAD COMP., CYLINDER	D1	18	2
COLLAR, DISTANCE, 6X11X27	G4	59	43	FRAME COMP., MOUNTING	G7	62	2	HOLDER ASSY., PROPELLER SHAFT	F8	47	10
COLLAR, LINK JOINT	G14	69	60	FUSE A	H1	72	11	HOLDER COMP., BRUSH	E4	37	10
COLLAR, REVERSE LOCK	G8	63	29	[G]							
COLLAR, SLIDING PLATE	G12	67	16	FITTING, QUICK DISCONNECT	F12	51	2	HOLDER, CABLE	D1	18	7
COLLAR, STEERING ROD	G8	63	51	FLANGE, OIL STRAINER	D5	22	6	HOLDER, OIL FILTER	D2	19	13
COLLAR, SWIVEL CASE	G7	62	10	FLANGE, TIMING PULLEY	D10	27	2	HOLDER, THROTTLE ROD	G3	58	9
CONNECTOR ASSY., FUEL	F10	49	12	FLOAT SET	D11	28	3	HOOK, REVERSE LOCK	G7	62	13
	F12	51	9		D13	30	3				
	G1	56	3								

PART NAME INDEX

J 3

Part name	Address	Page	Ref.	Part name	Address	Page	Ref.	Part name	Address	Page	Ref.
HOUSING ASSY., IMPELLER	F6	45	4	MARK, CHANGE	G9	64	9	NUT, TAPPET ADJUSTING.....	D7	24	14
HOUSING ASSY., REMOTE CONTROL				MARK, EMERGENCY STARTER	G9	64	16	NUT, WATER MOUTH.....	E6	39	2
BOX	G12	67	11	MARK, EMERGENCY SWITCH							
HOUSING COMP., REMOTE CONTROL				INDICATION	G9	64	3				
BOX	G12	67	10	MARK, ENVIRONMENT	G10	65	21	[O]			
HOUSING COMP., WATER PUMP	F6	45	7	MARK, FAST IDLE	G13	68	45	OIL SEAL, 20X32X6	D1	18	13
HOUSING, LOWER MOUNTING	F3	42	6	MARK, FUEL CAUTION	G10	65	18	OIL SEAL, 28X45X8	D2	19	15
HOUSING, REMOTE CONTROL BOX ..	G12	67	12	MARK, OIL PRESSURE	G9	64	8	OIL SEAL, 35X50X8	D2	19	16
				MARK, OPERATOR CAUTION	G9	64	10	0-RING.....	E5	38	27
[I]									F10	49	1
IMPELLER, PUMP	F6	45	3	MARK, POWER THRUST	G16	71	3		F12	51	3
INSULATOR	E4	37	11	MARK, RR.	G9	64	1	0-RING, 15.54X2.26	G6	61	21
INSULATOR, CARBURETOR	D11	28	16					0-RING, 26X2.7	D1	18	14
	D14	31	19	MARK, SIDE	G9	64	5	0-RING, 31.2X2.4	E1	34	14
				MARK, SIDE STRIPE	G9	64	6	0-RING, 34X2.4	G8	63	50
[J]				MARK, STARTER	G9	64	4	0-RING, 42.2X2.4	F7	46	28
JET SET,	D11	28	14	MARK, TANK	G10	65	19	0-RING, 59.4X3.1	F9	48	21
	D13	30	17	MARK, TANK CAUTION	G10	65	17	0-RING, 5.5X1.5	F4	43	18
JET, MAIN,	D12	29	20	MARK, THROTTLE	G9	64	13		G2	57	34
	D14	31	23	METAL, ANODE	D4	21	1	0-RING, 9.5X1.5	D1	18	15
JOINT ASSY., FUEL	F12	51	1		F3	42	5	0-RING, BYSTARTER	D13	30	10
JOINT A, FUEL CONSENT	F10	49	3	METER ASSY., FUEL	F10	49	22	0-RING, OIL PUMP.....	D5	22	15
JOINT B, FUEL CONSENT	F10	49	4	METER ASSY., HOUR	H1	72	10	0-RING, OIL STRAINER FLANGE...	D5	22	7
JOINT COMP. A, FUEL	F10	49	2	METER ASSY., VOLT	H1	72	9	0-RING, PUMP COVER	D5	22	16
JOINT KIT, WATER HOSE	E6	39	1	MOTOR ASSY., STARTER	E4	37	1	0-RING, THERMOSTAT COVER.....	D4	21	7
JOINT, SHIFT ROD	F6	45	12	MOTOR UNIT, STARTER	E4	37	4	0-RING, WATER PUMP HOUSING....	F7	46	29
JOINT, WATER HOSE	E6	39	3								
			4	[N]				[P]			
				NIPPLE, GREASE	G8	63	49	PACKING	H1	72	6
[K]				NOZZLE, MAIN	D11	28	15	PACKING, CARBURETOR.....	D11	28	17
KEY ASSY., COMBINATION SWITCH	G13	68	36		D13	30	18		D14	31	20
KEY, SPECIAL, 16X13	D6	23	7	NUT-WASHER, 6MM	E4	37	22	PACKING, CRANKCASE SIDE COVER ..	D2	19	3
KEY, WOODRUFF	F7	46	24	NUT,	G8	63	37	PACKING, EX. WATER JACKET			
				NUT, CASTLE, 10MM	F9	48	13	COVER	D4	21	9
[L]				NUT, HEX., 16MM	F2	41	23	PACKING, FIBER, 5MM.....	F11	50	26
LABEL, OIL CAUTION	G9	64	12		G14	69	49	PACKING, FIBER, 6MM.....	F11	50	25
LABEL, STORING CAUTION	G9	64	14	NUT, HEX., 20MM	G2	57	26	PACKING, FLASH VALVE	D4	21	4
LABEL, WARNING OPERATOR	G9	64	15		G4	59	34	PACKING, FUEL CAP	F12	51	8
LAMP ASSY., INDICATOR	G1	56	14	NUT, HEX., 5MM	G14	69	70	PACKING, FUEL METER.....	F10	49	23
	G13	68	41	NUT, HEX., 6MM	F7	46	30	PACKING, HEAD COVER	D1	18	5
LEVER COMP., TILT	G8	63	17		G6	61	14	PACKING, OIL PAN.....	D3	20	1
LEVER, FASTENER	F16	55	3	NUT, HEX., 6MM	G7	46	30	PACKING, SILENCER COVER.....	D15	32	5
LEVER, FRICTION	G7	62	12		G8	63	52	PACKING, SILENCER PLATE.....	D15	32	3
LEVER, HANDLE LOCK	G12	67	3	NUT, LOCK, 30MM	D10	27	5	PAD, THROTTLE FRICTION	F2	41	15
LEVER, IDLE	G12	67	22	NUT, LOCK, 6MM	E4	37	23	PIECE, STOPPER	E4	37	8
LEVER, SHIFT	G1	56	9					PIN B, DOWEL, 8X14	D2	19	18
LINER, SWIVEL CASE	G7	62	7					PIN, 5X47	F16	55	13
LINKAGE, PIVOT	F1	40	1					PIN, 6X6	G14	69	58
	G3	58	4	NUT, SELF-LOCK	G6	61	15	PIN, LOCK, 6MM	G14	69	57
					G8	63	39	PIN, PISTON	D6	23	3
[M]				NUT, SELF-LOCK, 5MM	F3	42	15	PIN, SHIFTER, 4X30	F8	47	2
MARK	G9	64	7	NUT, SELF-LOCK, 6MM	F3	42	14	PIN, SPLIT	D8	25	14
MARK B, TANK	G10	65	19	NUT, SELF-LOCK, 8MM	F2	41	24	PIN, SPLIT, 2.0	G2	57	32
			20		G6	61	16		G4	59	39
					G8	63	38	PIN, SPLIT, 3MM	F9	48	17
				NUT, SPECIAL, 16MM	E2	35	8	PIN, SPRING, 2X8	G6	61	23



PART NAME INDEX

Part name	Address	Page	Ref.	Part name	Address	Page	Ref.	Part name	Address	Page	Ref.
PIN, SPRING, 2.5X8	G6	61	23	ROD COMP., CONNECTING	D6	23	4	SCREW, TAPPING, 5X25	G14	69	68
PIN, SPRING, 3.OX22	G8	63	46	ROD, ADJUSTING	G5	60	7	SCREW, TAPPING, 6X16	G14	69	67
PIN, SPRING, 3.OX25	G8	63	47	ROD, LINK	G1	56	8	SEAL, ENGINE COVER	F16	55	2
PIN, THROTTLE CABLE	F1	40	11	ROD, PUSH	F6	45	14	SEAL, INNER	F10	49	10
PIPE, GRIP	F2	41	17	ROD, RELEASE SWIVEL CASE	G8	63	19	SEAL, RECOIL	D8	25	18
PIPE, SAMPLING PROBE	D16	33	3	ROD, SHIFT LINK	G3	58	10	SEAL, UNDER COVER	F16	55	9
PISTON	D6	23	2	ROD, STEERING	G7	62	1	SEAL, VALVE STEM	D7	24	1
PIVOT, SHIFT	G3	58	15	ROD, THROTTLE	G3	58	5	SEAL, WATER, 15X24X5	F7	46	26
	G12	67	17	ROLLER, 2.5X11.8	F7	46	32	SEAL, WATER, 15X28X6	G2	57	33
PIVOT, THROTTLE CABLE	F1	40	3	ROLLER, 4X15.8	D5	22	18		G4	59	40
PLATE COMP., C.D.I.	E3	36	3	ROLLER, CLICK	G14	69	59	SEAL, WATER, 6MM	F7	46	27
PLATE COMP., SILENCER	D15	32	2	ROLLER, STARTER	D8	25	22	SEAT, VALVE SPRING	D7	24	11
PLATE COMP., SLIDING	G12	67	15	ROPE, RECOIL STARTER	D8	25	20	SEAT, WATER MOUTH	E6	39	5
PLATE SET	D13	30	15		G11	66	2	SENSOR ASSY., WATER			
PLATE, C.D.I.	E3	36	3	ROTOR COMP.	E4	37	7	TEMPERATURE	D1	18	8
PLATE, FRICTION	D8	25	8	ROTOR, INNER	D5	22	3	SHAFT COMP., TILT	G8	63	23
	G7	62	11	ROTOR, OUTER	D5	22	4	SHAFT, OIL PUMP	D5	22	5
PLATE, LEVER SETTING	G12	67	8	RUBBER A, TANK MOUNTING	D15	32	6	SHAFT, PROPELLER	F8	47	9
PLATE, LOCK	G3	58	16	RUBBER COMP., LOWER MOUNTING ..	G7	62	4	SHAFT, REVERSE LOCK	G8	63	27
PLATE, NEUTRAL SWITCH	G1	56	13	RUBBER COMP., UPPER MOUNTING ..	G7	62	3				28
	G3	58	20	RUBBER, CUSHION	F16	55	8	SHAFT, ROCKER ARM	D7	24	5
PLATE, REMOTE CONTROL	G13	68	44	RUBBER, GRIP	F2	41	18	SHAFT, SHIFT	G1	56	7
PLATE, REMOTE CONTROL CABLE ..	G3	58	6	RUBBER, UNDER COVER	F3	42	7		G3	58	14
PLATE, SHIFT	F1	40	4					SHAFT, TILTING	G5	60	10
PLATE, SHIFT SHAFT	G1	56	10	[S]				SHAFT, VERTICAL	F6	45	15
	G3	58	17	SCREEN, L. WATER	F3	42	4	SHIFTER, CLUTCH	F8	47	1
PLATE, SPRING SETTING	G13	68	23	SCREEN, R. WATER	F3	42	3	SHIM A, 40MM	F8	47	7
PLATE, STEERING	G8	63	30	SCREW-WASHER	D11	28	10	SHIM B, 40MM	F8	47	7
PLATE, WATER TUBE SETTING	F7	46	23		D13	30	11	SHIM C, 40MM	F8	47	7
PLATE, WINKER BUZZER	G13	68	42					SHIM D, 40MM	F8	47	7
PLIERS, 135	G11	66	9	SCREW-WASHER, 5X10	F16	55	11	SLIDER, SHIFT	F8	47	4
PLUG, HOLE, 5.4MM	D1	18	16	SCREW-WASHER, 5X16	E3	36	11	SLINGER, OIL	F6	45	16
PLUG, SPARK	D1	18	17	SCREW SET	D11	28	4	SOCKET COMP.	H1	72	8
PROPELLER COMP., FOUR BLADES ..	F8	47	11					SPACER, CABLE CLAMP	G13	68	31
	F9	48	11					SPACER, CLIK SPRING	G13	68	27
	G16	71	2					SPACER, NEUTRAL SWITCH	G13	68	30
PROPELLER KIT, POWER THRUST ..	G16	71	1					SPACER, REMOTE CONTROL BOX	G13	68	26
PULLEY, CAMSHAFT	D10	27	3					SPANNER, 10X12	G11	66	8
PULLEY, STARTER	E2	35	1					SPANNER, 8MM	G11	66	4
PULLEY, TIMING	D10	27	1	SCREW SET, DRAIN	D11	28	7	SPRING, ACCELERATOR WHEEL	G12	67	21
PUMP ASSY., FUEL	E1	34	1		D13	30	7	SPRING, ADJUSTING ROD	G5	60	9
PUMP ASSY., OIL	D5	22	1	SCREW, 6X95	G14	69	48	SPRING, CARBON BRUSH	E4	37	2
				SCREW, HANDLE PIVOT	F2	41	19	SPRING, CHECK VALVE	D5	22	11
				SCREW, OVAL, 5X12	G14	69	64	SPRING, CHOKE RETURN	G13	68	25
[R]				SCREW, OVAL, 5X28	F4	43	19	SPRING, CLICK	G1	56	5
RATCHET, STARTER	D8	25	6	SCREW, PAN	D11	28	13		G3	58	12
RECTIFIER ASSY., REGULATOR ...	F14	53	2		D13	30	13	SPRING, CLICK ASSIST	G1	56	6
	F15	54	2	SCREW, PAN, 5X10	F11	50	27		G3	58	13
REEL, RECOIL STARTER	D8	25	5		G14	69	63	SPRING, FLASH VALVE	D4	21	2
RETAINER, VALVE SPRING	D7	24	10	SCREW, PAN, 5X20	D4	21	12	SPRING, FRICTION	D8	25	15
RING	E4	37	3	SCREW, PAN, 6X10	G14	69	47	SPRING, RECOIL STARTER	D8	25	16
RING SET, PISTON	D6	23	1	SCREW, PLUG	D11	28	9	SPRING, REMOTE CONTROL HANDLE ..	G12	67	7
RING, COCK SEAL	F10	49	6		D13	30	9	SPRING, RETURN	D8	25	17
RING, CROSS PIN	F8	47	3	SCREW, TAPPET ADJUSTING	D7	24	13		E4	37	9
RING, STOPPER	F16	55	14	SCREW, TAPPING, 4X10	F2	41	20	SPRING, REVERSE LOCK	G7	62	14
RING, WATER TUBE SEAL	F6	45	10	SCREW, TAPPING, 4X12	F2	41	27	SPRING, ROCKER ARM	D7	24	6
ROD A, SHIFT	F6	45	13					SPRING, SHIFT	F8	47	5
ROD B, SHIFT	F6	45	11	SCREW, TAPPING, 5X10	G14	69	65	SPRING, SHIFT CLICK	G13	68	24
ROD COMP., ADJUSTING	G5	60	6	SCREW, TAPPING, 5X12	G14	69	66	SPRING, STOPPER	D8	25	13

PART NAME INDEX

J 5

Part name	Address	Page	Ref.	Part name	Address	Page	Ref.	Part name	Address	Page	Ref.
SPRING, TILT	G5	60	4	TUBE, WATER CHECK	G4	59	42	WHEEL, ACCELERATOR	G12	67	20
SPRING, TILT LEVER	G8	63	15	TUBE, WATER DRAIN	D9	26	28	WHEEL, CONTROL	G12	67	13
SPRING, TILT LINK	G8	63	16					WIRE, FASTENER	F16	55	4
SPRING, VALVE	D7	24	9	[V]				WRENCH, BOX	G11	66	6
STARTER ASSY., RECOIL	D8	25	1	VALVE COMP., IN.	F10	49	14	WRENCH, SPARK PLUG	G11	66	5
STAY, FUEL CHAMBER	E1	34	3		F12	51	12	[Y]			
STOPPER, ENGINE SIDE	D1	18	1	VALVE COMP., OUTLET	F10	49	15	YOKE COMP.	E4	37	6
	D2	19	5		F12	51	13				
STOPPER, REEL	D8	25	11	VALVE SET, FLOAT	F10	49	15				
STOPPER, ROD	G5	60	8		F12	51	13				
STRAINER COMP., FUEL	E1	34	6	VALVE SET, FLOAT	D11	28	2				
STRAINER COMP., OIL	D5	22	8		D13	30	2				
SUSPENSION, FUEL CHAMBER	E1	34	4	VALVE SET, STARTER	D11	28	12				
SUSPENSION, IGNITION COIL	E3	36	5	VALVE, CHECK	D5	22	10				
SUSPENSION, STARTER	E4	37	15	VALVE, EX.	D7	24	8				
SUSPENSION, STRAINER	E1	34	7	VALVE, FLASH	D4	21	3				
SWITCH ASSY., COMBINATION	G13	68	35	VALVE, IN.	D7	24	7				
SWITCH ASSY., EMERGENCY STOP	F1	40	7	[W]							
	G13	68	38	WASHER	D8	25	9				
SWITCH ASSY., NEUTRAL	G1	56	11		E5	38	28				
	G3	58	18	WASHER A, THRUST BEARING	F6	45	18				
SWITCH ASSY., OIL PRESSURE	D2	19	9	WASHER B, THRUST BEARING	F6	45	19				
SWITCH ASSY., STARTER	F1	40	6	WASHER C, THRUST BEARING	F6	45	19				
SWITCH ASSY., STARTER MAGNETIC	E4	37	18	WASHER, 10MM	F9	48	16				
[T]					G6	61	19				
TACHOMETER ASSY.	H1	72	5		G8	63	43				
TANK ASSY., FUEL	F12	51	4	WASHER, 18MM	F9	48	15				
TANK COMP., FUEL	F10	49	7	WASHER, 28MM	G14	69	55				
TERMINAL UNIT	E4	37	14	WASHER, 6MM	E4	37	25				
THERMOSTAT ASSY.	D4	21	5		G4	59	35				
TIE, CABLE	G13	68	34	WASHER, 8MM	G14	69	54				
TRAP, FRAME	D15	32	1		F2	41	25				
TUBE	F12	51	6	WASHER, LOCK	G6	61	20				
TUBE ASSY., FUEL	F10	49	16	WASHER, NYLON, 8MM	G8	63	44				
	F12	51	14	WASHER, PIVOT	G8	63	42				
TUBE A, FUEL	G1	56	2	WASHER, PLAIN, 8MM	G8	63	45				
	G3	58	2	WASHER, PLAIN, 10MM	G1	56	4				
TUBE B, FUEL	E1	34	5		G3	58	11				
TUBE C, FUEL	E1	34	10	WASHER, PLAIN, 4MM	G6	61	18				
TUBE D, FUEL	E1	34	9	WASHER, PLAIN, 5MM	G14	69	56				
TUBE, 8X240	D9	26	29	WASHER, PLAIN, 6MM	F16	55	12				
TUBE, BREATHER	D15	32	9		G2	57	27				
TUBE, FUEL LONG	F10	49	17	WASHER, PLAIN, 6MM	G14	69	51				
	F12	51	15		G6	61	17				
TUBE, FUEL SHORT	F10	49	18	WASHER, PLAIN, 7MM	G8	63	41				
	F12	51	16	WASHER, PLAIN, 8MM	G14	69	52				
TUBE, INNER	F10	49	9	WASHER, PLAIN, 9MM	G4	59	36				
TUBE, OIL	D5	22	9	WASHER, PLAIN, 8MM	G6	61	17				
TUBE, SPIRAL A	F13	52	8	WASHER, PLAIN, 7MM	G6	61	17				
	F14	53	11	WASHER, PLAIN, 8MM	G14	69	53				
	F15	54	11	WASHER, PLAIN, 9MM	G2	57	29				
TUBE, SPIRAL B	F1	40	8	WASHER, PROPELLER THRUST	F9	48	14				
TUBE, VINYL, 4X7X120	D15	32	10	WASHER, SEALING, 14MM	D16	33	6				
TUBE, VINYL, 4X7X200	D12	29	19	WASHER, THRUST	D8	25	10				
	D14	31	22		D8	25	10				
TUBE, WATER	F6	45	9	WASHER, THRUST, 11MM	D5	22	14				
TUBE, WATER CHECK	G2	57	35	WASHER, WAVE, 10MM	G2	57	28				
				WASHER, WAVE, 22MM	G6	61	19				
				WATER SEAL, 17MM	F9	48	20				



1

FOREWORD INDEX

2

ENGINE GROUP

3

FRAME GROUP

4

PART NUMBER INDEX

5

PART NAME INDEX
